









	Grimme part no.	Broekema part no.	Flange diam. [mm]	Cage diam. [mm]	Width [mm]	Flange width [mm]	Axle	Weight [kg]	Extra	In machine
	076.04046	120002357		260	60				sprocket for stonepickers	
	076.04047	120002358		260	60				sprocket for stonepickers	
	076.04048	120002359		265	60				sprocket for stonepickers	
	076.00655	121000005		130	65		35 mm bore + 8 mm keyway	3.39		SE 150-60 GZ1700DL/DLS
	076.00704	121000006		195	60		35 mm bore + 10 mm keyway	3.71		SE 75-20/30/40 SE 150-60
	076.00820	121000007	170	130	65	7	35 mm bore + 8 mm keyway	4.04		SE 150-60
	076.00822	121001177	210	170	70	8.5	35 mm bore + 8 mm keyway			
	076.00823	121000008		170	60		35 mm bore + 8 mm keyway	3.54		SE 75-20/30/40 GZ1700DL/DLS
	076.00838	121000009		195	80		50mm bore + keyway			
	076.00889	121000776		100	66.5		30 mm bore + 8 mm keyway			
	076.01022	121000010		240	80		Special 3 point assembly	5.22		GZ1700DL/DLS
	076.03535	121001341								
	076.04059	121001440		194	80					

	Grimme part no.	Broekema part no.	Flange diam. [mm]	Cage diam. [mm]	Width [mm]	Flange width [mm]	Axle	Weight [kg]	Extra	In machine
	076.01257	121000775					30 mm bore + 8 mm keyway			
	076.01266	121000774					35 mm bore + 10 mm keyway			
	076.01275	121000011					35 mm bore + 10 mm keyway			
	076.01618	121000012	235	195	60	8	35 mm bore + 10 mm keyway	5.57		SE 75-20/30/40 SE 150-60
	076.02400	121001390		194	80		40 mm bore			
	076.04011	121001454		194	60					
	076.04012			168	60					
	076.04013	121001455		194	60					
	076.00671	121001457								
	076.02509	121001458								
	088.00168	121000013		90	30		12 mm bore	0.13		
	088.00243	121000014		62	21		12 mm bore	0.04		

	Grimme part no.	Broekema part no.	Flange diam. [mm]	Cage diam. [mm]	Width [mm]	Flange width [mm]	Axle	Weight [kg]	Extra	In machine
	200.00807	121000016	145	100	65	9	Axle M24x35mm + shoulder 45x10 mm	4.3		
	200.02869	121000017	145	100	65	7	Axle M24x35mm + shoulder 45x10 mm	4.45		
	200.06349	121000018		70/40	120		Axle M16x30mm + shoulder 25x8 mm with 2 flat ends	2.6		
	200.07970	121000781		95	43-55		Axle M16x40mm + shoulder 25x10 mm with 2 flat ends	1.17		
	200.08260	121000782	160	128	60	6	Axle M20x32mm + shoulder 35x10 mm with 2 flat ends + shoulder 30x20 mm	5.1		
	200.09304	121000019		130	78		M24x32	4.49		
	200.09305	121000020	145	Special design			Axle M24x35mm + shoulder	9.08		
	200.11197	121000021	145	100	65	8	Axle M24x38mm greasable + shoulder	2.77	Winding protection does not fit	SE 75-20 SE 75-30 SE 75-40
	200.11379 of 200.46387	121000022		100	75		Axle M24x35mm greasable + shoulder 43x8mm	2.44	Winding protection does not fit	
	200.12104	121000123					Axle M16x40mm + shoulder 25x18 mm with 2 flat ends			
	200.14855 same as 200.28967	121000023 same as 121000030		75	43-55		Open bore for axle M16	0.78		
	200.17208	121000024		60	22		Open bore for axle M12	0.08		

	Grimme part no.	Broekema part no.	Flange diam. [mm]	Cage diam. [mm]	Width [mm]	Flange width [mm]	Axle	Weight [kg]	Extra	In machine
	200.24936	121000783		77	55		Open bore for axle M16, recessed bolthead	0.54		
	200.27578 200.53262	121000025		75	60		Open bore for axle M16	0.55	B89.04014 = 121000150	= LK 47
	200.27581 200.53261	121000026		95	60		Open bore for axle M16	0.72	 B89.04014 = 121000150	= LK 47
	200.27584	121000027	130	95	53.5	7	Open bore for axle M16	1.32	 B89.04014 = 121000150	= LK 47
	200.27673	121000028	130	75	52	7	Open bore for axle M16	1.17	 B89.04014 = 121000150	= LK 47
	200.27931	121000029	105	75	52	7	Open bore for axle M16	0.92	 B89.04014 = 121000150	= LK 47
	200.28967 200.54884	121000030		75	43		Open bore for axle M16	0.34	 B89.04014 = 121000918	= LK 42
	200.29585	121000031	145	100	65	8	Axle M24x35mm + shoulder 45x35 mm	3.13		
	200.29586	121000852	105	80	45	3	Axle M16x30mm + shoulder 27x5 mm with 2 flat ends, greasable	0.96		
	200.30645	121000032		60	40.5		Open bore for axle M16	0.21	 B89.04014 = 121000918	= LK 42
	200.32845	121000033	130	95	65	8	Open bore for axle M16	2.4	 B89.04026 = 121000151	
	200.34296	121000034					Open bore for axle M16		 B89.04014 = 121000150	= LK 47

	Grimme part no.	Broekema part no.	Flange diam. [mm]	Cage diam. [mm]	Width [mm]	Flange width [mm]	Axle	Weight [kg]	Extra	In machine
	602.00052	121000843		95	60		Open bore for axle M16 with recessed bolthead	0.69	caps included	
	602.00053	121000844		75	62		Open bore for axle M16 with recessed bolthead	0.5	caps included	
	602.00204	121001441	130	95	55		Open bore for axle M16 with recessed bolthead		caps included	
	602.00070	121000853		75	50		Open bore for axle M16 with recessed bolthead	0.33	caps included	
	602.00281	121001244	105	75	55		Open bore for axle M16 with recessed bolthead		caps included	
	623.00011	121001227		100	27.5		Open bore for axle M16			
	623.00012	121001228		123	27.5		Open bore for axle M16			
	602.00077 200.27931 200.53265	12100951 out of stock. Replaced by 121001244	105	75	55	7	Open bore for axle M16 with recessed bolthead	0.53	 Caps 121000899	
	602.00075 200.27673 200.53264	121000028 = black	130	75	55	7	Open bore for axle M16 with recessed bolthead	0.5	 Caps 121000899	

	Grimme part no.	Broekema part no.	Flange diam. [mm]	Cage diam. [mm]	Width [mm]	Flange width [mm]	Axle	Weight [kg]	Extra	In machine
	602.00288	121001442	130	75	55		Open bore for axle M16 with recessed bolthead			
	602.00054	121000851	130	95	55	7	Open bore for axle M16 with recessed bolthead	0.73	Caps 121000899	
	089.00565	121000148							Winding protection	
	019.00435	121000147							Winding protection	
	61,300,016	121000899	tbv rol Grimme 200.2793 1 en 200.2493 6 / 602.* serie							
	019.00532	121000157								
	019.00565	121000166								
	B89.04014 LK 42	121000918								
	B89.04014 LK 47	121000150								
	089.04026	121000151								
	GR75ZL61			75	61		Axle M16x35mm + shoulder 35x10 mm with 2 flat ends	1.83		

	Grimme part no.	Broekema part no.	Flange diam. [mm]	Cage diam. [mm]	Width [mm]	Flange width [mm]	Axle	Weight [kg]	Extra	In machine
	GRR90F110		110	90	80	5	Axle M24x45mm with 1 flat end + shoulder 30x5	3.87		
	GR80ZL60			80	51-60		Axle M20x25mm + shoulder 35x9mm with 2 flat ends	1.97		
	GR80F130L		130	80	60	5	Axle M16x60mm + shoulder 25x16mm with 2 flat ends	2.57		
	RR90F130L		130	90	60	5	Open bore for axle M16	1.64		
	RR90ZL60			90	60		Axle M20x30mm + shoulder 35x4mm	1.1		
AVAILABLE, NO STOCK, ONLY ON REQUEST:										
	076.00912									
	088.00314								Polyurethane	
	088.00315								Polyurethane	
	088.00334								Polyurethane	
	088.00337								Polyurethane	
	088.01013									
	200.05169									
	200.10202									
	200.11805									
	200.16029									
	200.17570									
	200.53263								Polyurethane	
	200.34939									
	200.41882									
	200.46340	121001582								
	200.49303									
	200.49508									
	200.50894	121001245								
	200.53263								Polyurethane	
	200.83753									
	602.00198	121001704							Polyurethane	