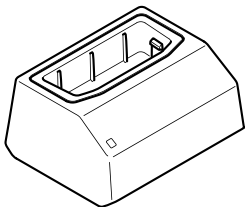
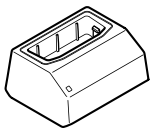
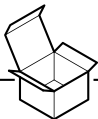


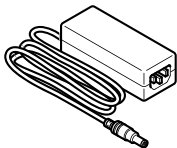
## AXIS W700 Docking Station 1 Bay



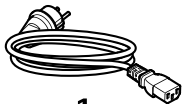
## Installation Guide



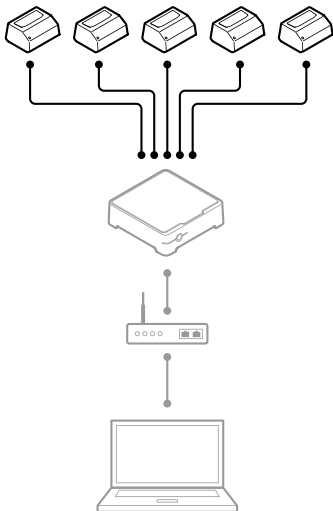
**1x**



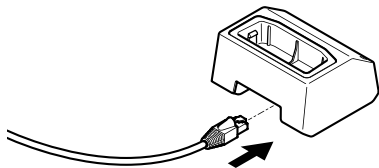
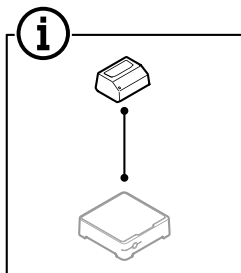
**1x**



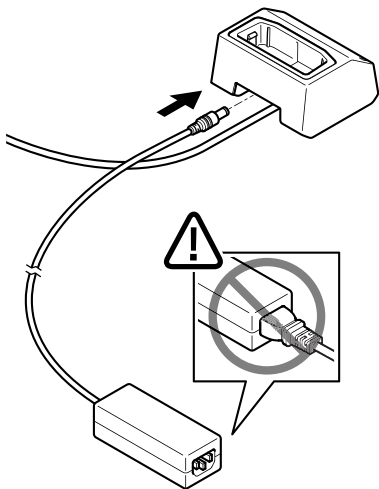
**1x**



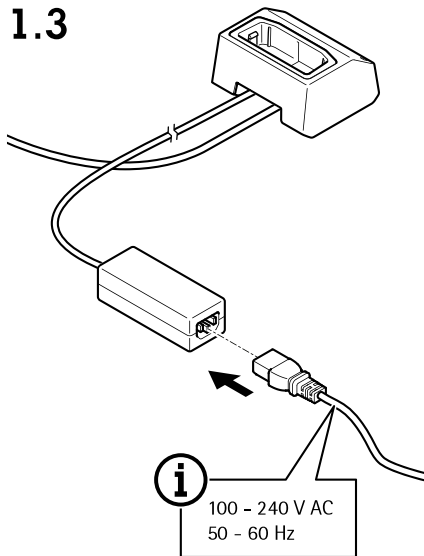
# 1.1



# 1.2



# 1.3



## **Legal considerations**

Video and audio surveillance can be regulated by laws that vary from country to country. Check the laws in your local region before using this product for surveillance purposes.

### **Liability**

Every care has been taken in the preparation of this document. Please inform your local Axis office of any inaccuracies or omissions. Axis Communications AB cannot be held responsible for any technical or typographical errors and reserves the right to make changes to the product and manuals without prior notice. Axis Communications AB makes no warranty of any kind with regard to the material contained within this document, including, but not limited to, the implied warranties of merchantability and fitness for a particular purpose. Axis Communications AB shall not be liable nor responsible for incidental or consequential damages in connection with the furnishing, performance or use of this material. This product is only to be used for its intended purpose.

### **Intellectual property rights**

Axis AB has intellectual property rights relating to technology embodied in the product described in this document. In particular, and without limitation, these intellectual property rights may include one or more of the patents listed at [axis.com/patent](http://axis.com/patent) and one or more additional patents or pending patent applications in the US and other countries.

This product contains source code copyright Apple Computer, Inc., under the terms of Apple Public Source

License 2.0 (see [opensource.apple.com/apsl/](https://opensource.apple.com/apsl/)). The source code is available from [developer.apple.com/bonjour/](https://developer.apple.com/bonjour/).

## **Equipment modifications**

This equipment must be installed and used in strict accordance with the instructions given in the user documentation. This equipment contains no user-serviceable components. Unauthorized equipment changes or modifications will invalidate all applicable regulatory certifications and approvals.

## **Trademark acknowledgements**

AXIS COMMUNICATIONS, AXIS, ARTPEC and VAPIX are registered trademarks of Axis AB in various jurisdictions. All other trademarks are the property of their respective owners.

Apple, Apache, Bonjour, Ethernet, Internet Explorer, Linux, Microsoft, Mozilla, Real, SMPTE, QuickTime, UNIX, Windows, and WWW are registered trademarks of the respective holders. Java and all Java-based trademarks and logos are trademarks or registered trademarks of Oracle and/or its affiliates. The UPnP Word Mark and UPnP Logo are trademarks of Open Connectivity Foundation, Inc. in the United States or other countries.

## **Regulatory information**

Europe



This product complies with the applicable CE marking directives and harmonized standards:



- Electromagnetic Compatibility (EMC) Directive 2014/30/EU. See *Electromagnetic compatibility (EMC)* on page 9.
- Low Voltage Directive (LVD) 2014/35/EU. See *Safety* on page 11.
- Restriction of Hazardous Substances (RoHS) Directive 2011/65/EU and 2015/863, including any amendments, updates or replacements. See *Disposal and recycling* on page 11.

A copy of the original declaration of conformity may be obtained from Axis Communications AB. See *Contact information* on page 14.

### **Electromagnetic compatibility (EMC)**

This equipment has been designed and tested to fulfill applicable standards for:

- Radio frequency emission when installed according to the instructions and used in its intended environment.
- Immunity to electrical and electromagnetic phenomena when installed according to the instructions and used in its intended environment.

### **USA**

This equipment has been tested using an unshielded network cable (UTP) and found to comply with the limits for a Class A digital device, pursuant to part 15 of the FCC rules. This equipment has also been tested using a shielded network cable (STP) and found to comply with the limits for a Class A digital device, pursuant to part 15 of the FCC rules. These limits are designed to provide reasonable protection against harmful interference when the equipment is operated in a commercial environment. This equipment generates, uses, and can radiate radio

frequency energy and, if not installed and used in accordance with the instruction manual, may cause harmful interference to radio communications. Operation of this equipment in a residential area is likely to cause harmful interference in which case the user will be required to correct the interference at his own expense.

### **Canada**

This digital apparatus complies with CAN ICES-3 (Class A). The product shall be connected using a shielded network cable (STP). Cet appareil numérique est conforme à la norme NMB ICES-3 (classe A). Le produit doit être connecté à l'aide d'un câble réseau blindé (STP).

### **Europe**

This digital equipment fulfills the requirements for RF emission according to the Class A limit of EN 55032. The product shall be connected using a shielded network cable (STP). Notice! This is a Class A product. In a domestic environment this product may cause RF interference, in which case the user may be required to take adequate measures.

### **Australia/New Zealand**

This digital equipment fulfills the requirements for RF emission according to the Class A limit of AS/NZS CISPR 32. The product shall be connected using a shielded network cable (STP). Notice! This is a Class A product. In a domestic environment this product may cause RF interference, in which case the user may be required to take adequate measures.

### **Korea**

이 기기는 가정용(B급) 전자파적합기기로서 주로 가정에서 사용하는 것을 목적으로 하며, 모든 지

역에서 사용할 수 있습니다. 적절히 접지된 STP (shielded twisted pair) 케이블을 사용하여 제품을 연결 하십시오.

## Safety

This product complies with IEC/EN/UL 60950-1, Safety of Information Technology Equipment.

## Disposal and recycling

When this product has reached the end of its useful life, dispose of it according to local laws and regulations. For information about your nearest designated collection point, contact your local authority responsible for waste disposal. In accordance with local legislation, penalties may be applicable for incorrect disposal of this waste.

## Europe



■ This symbol means that the product shall not be disposed of together with household or commercial waste. Directive 2012/19/EU on waste electrical and electronic equipment (WEEE) is applicable in the European Union member states. To prevent potential harm to human health and the environment, the product must be disposed of in an approved and environmentally safe recycling process. For information about your nearest designated collection point, contact your local authority responsible for waste disposal. Businesses should contact the product supplier for information about how to dispose of this product correctly.

This product complies with the requirements of Directive 2011/65/EU and 2015/863 on the restriction of

the use of certain hazardous substances in electrical and electronic equipment (RoHS).

## China



This product complies with the requirements of SJ/T 11364-2014, Marking for the restriction of hazardous substances in electrical and electronic products.

有毒有害物质或元素						
部件名称	铅 (Pb)	汞 (Hg)	镉 (Cd)	六价铬 (Cr-VI)	多溴联苯 (PB-B)	多溴二苯醚 (PB-DE)
电气实装部分	X	0	0	0	0	0
<p>0: 表示该有毒有害物质在该部件均质材料中的含量均在GB/T 26572标准规定的限量要求以下。</p> <p>X: 表示该有毒有害物质至少在该部件的某一均质材料中的含量超出GB/T 26572标准规定的限量要求。</p>						

## Disposal and recycling

Taiwan

Declaration of the Presence Condition of the Restricted Substances Marking.

限用物質含有情況標示

設備名稱：擴充基座連接器，型號（型式）： W700, W701						
單元	限用物質及其化學符號					
	鉛 (Pb)	汞 (Hg)	鎘 (Cd)	六價鉻 (Cr <sup>+</sup> <sub>6</sub> )	多 溴 聯 苯 (PBB)	多 溴 二 苯 醚 (PBDE)
電 路 板	-	○	○	○	○	○
外 殼	○	○	○	○	○	○
線 材	○	○	○	○	○	○

電源供應器	-	○	○	○	○	○
<p>備考1. “超出0.1 wt %”及“超出0.01 wt %”係指限用物質之百分比含量超出百分比含量基準值。</p> <p>備考2. “○”係指該項限用物質之百分比含量未超出百分比含量基準值。</p> <p>備考3. “-”係指該項限用物質為排除項目。</p>						

商品名稱：擴充基座連接器

報驗義務人名稱：台灣安迅士網絡通訊股份有限公司

地址：臺北市內湖區瑞光路258巷39號6樓

### Contact information

Axis Communications AB

Gränden 1

223 69 Lund

Sweden

Tel: +46 46 272 18 00

Fax: +46 46 13 61 30

*axis.com*

### Support

Should you require any technical assistance, please contact your Axis reseller. If your questions cannot be answered immediately, your reseller will forward your

queries through the appropriate channels to ensure a rapid response. If you are connected to the Internet, you can:

- visit *axiscompanion.com/manuals* for a complete set of product specific user manuals and system installation guides
- download user documentation and software updates
- find answers to resolved problems in the FAQ database, search by product, category, or phrase
- report problems to Axis support staff by logging in to your private support area
- chat with Axis support staff
- visit Axis Support at *axis.com/support*

## Learn more!

Visit Axis learning center *axis.com/learning* for useful trainings, webinars, tutorials and guides.

# English

## Safety information

### Hazard levels

#### DANGER

Indicates a hazardous situation which, if not avoided, will result in death or serious injury.

#### WARNING

Indicates a hazardous situation which, if not avoided, could result in death or serious injury.

#### CAUTION

Indicates a hazardous situation which, if not avoided, could result in minor or moderate injury.

### **NOTICE**

Indicates a situation which, if not avoided, could result in damage to property.

## **Other message levels**

### Important

Indicates significant information which is essential for the product to function correctly.

### Note

Indicates useful information which helps in getting the most out of the product.

## **Safety instructions**

### **NOTICE**

- The Axis product shall be used in compliance with local laws and regulations.
- Use only applicable tools when installing the Axis product. Using excessive force with power tools could cause damage to the product.
- Do not use chemicals, caustic agents, or aerosol cleaners.
- Use a clean cloth dampened with pure water for cleaning.
- Use only accessories that comply with the technical specification of your product. These can be provided by Axis or a third party. Axis recommends using Axis power source equipment compatible with your product.



- Use only spare parts provided by or recommended by Axis.
- Do not attempt to repair the product yourself. Contact Axis support or your Axis reseller for service matters.

## Transportation

### **NOTICE**

- When transporting the Axis product, use the original packaging or equivalent to prevent damage to the product.

# Français

## Informations sur la sécurité

### Niveaux de risques

#### **⚠ DANGER**

Indique une situation dangereuse qui, si elle n'est pas évitée, entraînera le décès ou des blessures graves.

#### **⚠ AVERTISSEMENT**

Indique une situation dangereuse qui, si elle n'est pas évitée, pourrait entraîner le décès ou des blessures graves.

#### **⚠ ATTENTION**

Indique une situation dangereuse qui, si elle n'est pas évitée, pourrait entraîner des blessures légères ou modérées.

## **AVIS**

Indique une situation qui, si elle n'est pas évitée, pourrait endommager l'appareil.

### **Autres niveaux de message**

#### **Important**

Indique les informations importantes, nécessaires pour assurer le bon fonctionnement de l'appareil.

#### **Note**

Indique les informations utiles qui permettront d'obtenir le fonctionnement optimal de l'appareil.

### **Consignes de sécurité**

#### **AVIS**

- Le produit Axis doit être utilisé conformément aux lois et règlements locaux.
- Utiliser uniquement des outils recommandés pour l'installation de l'appareil Axis. L'application d'une force excessive sur l'appareil avec des outils puissants pourrait l'endommager.
- Ne pas utiliser de produits chimiques, de substances caustiques ou de nettoyants pressurisés.
- Utiliser un chiffon propre imbibé d'eau pure pour le nettoyage.
- Utiliser uniquement des accessoires conformes aux caractéristiques techniques de votre produit. Ils peuvent être fournis par Axis ou un tiers. Axis recommande d'utiliser un équipement d'alimentation Axis compatible avec votre produit.
- Utiliser uniquement les pièces de rechange fournies ou recommandées par Axis.

- Ne pas essayer de réparer vous-même ce produit. Contacter l'assistance technique d'Axis ou votre revendeur Axis pour des problèmes liés à l'entretien.

## Transport

### **AVIS**

- Lors du transport du produit Axis, utilisez l'emballage d'origine ou un équivalent pour éviter d'endommager le produit.

# Deutsch

## Sicherheitsinformationen

### Gefährdungsstufen

#### **⚠ GEFAHR**

Weist auf eine gefährliche Situation hin, welche, falls nicht verhindert, zu Tod oder schweren Verletzungen führen kann.

#### **⚠ WARNUNG**

Weist auf eine gefährliche Situation hin, welche, falls nicht verhindert, zu Tod oder schweren Verletzungen führen kann.

#### **⚠ VORSICHT**

Weist auf eine gefährliche Situation hin, welche, falls nicht verhindert, zu geringfügiger oder mäßiger Verletzung führen kann.

## **HINWEIS**

Weist auf eine gefährliche Situation hin, welche, falls nicht verhindert, zu Sachschäden führen kann.

### **Andere Meldeebenen**

#### **Wichtig**

Weist auf wichtige Informationen hin, die den richtigen Betrieb des Produkts gewährleisten.

#### **Beachten**

Weist auf nützliche Informationen hin, die die optimale Verwendung des Produkts unterstützen.

### **Sicherheitsanweisungen**

#### **HINWEIS**

- Das Axis Produkt muss unter Beachtung der geltenden Gesetze und Bestimmungen betrieben werden.
- Verwenden Sie bei der Installation des Axis Produkts ausschließlich passende Werkzeuge. Ein zu großer Kraftaufwand mit elektrischen Werkzeugen kann das Produkt beschädigen.
- Verwenden Sie keine chemischen, ätzenden oder aerosolhaltigen Reinigungsmittel.
- Verwenden Sie zum Reinigen ein sauberes, mit destilliertem Wasser angefeuchtetes Tuch.
- Verwenden Sie nur Zubehör, das den technischen Vorgaben Ihres Produkts entspricht. Dieses ist von Axis oder Drittanbietern erhältlich. Axis empfiehlt die mit Ihrem Produkt kompatible Stromversorgung von Axis.
- Verwenden Sie ausschließlich Ersatzteile die von Axis angeboten oder empfohlen werden.

- Versuchen Sie nicht, dieses Produkt selbsttätig zu reparieren. Wenden Sie sich bezüglich Reparatur und Wartung an den Axis Support oder Ihren Axis Händler.

## Transport

### **HINWEIS**

- Bei Bedarf transportieren Sie das Axis Produkt in der Originalverpackung oder einer entsprechenden Verpackung, so dass Schäden vermieden werden.

# Italiano

## Informazioni di sicurezza

### Livelli di pericolo

#### **⚠ PERICOLO**

Indica una situazione pericolosa che, se non evitata, provoca morte o lesioni gravi.

#### **⚠ AVVERTENZA**

Indica una situazione pericolosa che, se non evitata, potrebbe provocare la morte o lesioni gravi.

#### **⚠ ATTENZIONE**

Indica una situazione pericolosa che, se non evitata, potrebbe provocare lesioni medie o minori.

#### **AWISO**

Indica una situazione che, se non evitata, potrebbe danneggiare la proprietà.

## Altri livelli di messaggio

### Importante

Indica informazioni importanti, essenziali per il corretto funzionamento del dispositivo.

### Nota

Indica informazioni utili che aiutano a ottenere il massimo dal dispositivo.

## Informazioni di sicurezza

### **AWISO**

- Il dispositivo Axis deve essere utilizzato in conformità alle leggi e alle normative locali.
- Utilizzare solo strumenti applicabili quando si installa il dispositivo Axis. Se si utilizza una forza eccessiva con strumenti non adatti è possibile causare danni al dispositivo.
- Non utilizzare sostanze chimiche, agenti caustici o detergenti aerosol.
- Utilizzare un panno pulito inumidito in acqua pura per la pulizia.
- Utilizzare solo accessori compatibili con le specifiche tecniche del dispositivo. Questi possono essere forniti da Axis o da terze parti. Axis consiglia l'uso dell'apparecchiatura di alimentazione Axis compatibile con il dispositivo.
- Utilizzare solo parti di ricambio fornite o consigliate da Axis.
- Non tentare di riparare il dispositivo da soli. Contattare l'assistenza o il rivenditore Axis per questioni relative alla manutenzione.

## Trasporto

### **AWISO**

- Durante il trasporto del dispositivo Axis, utilizzare l'imballaggio originale o equivalente per evitare danni al dispositivo.

# Español

## Información de seguridad

### Niveles de peligro

#### **⚠ PELIGRO**

Indica una situación peligrosa que, si no se evita, provocará lesiones graves o la muerte.

#### **⚠ ADVERTENCIA**

Indica una situación peligrosa que, si no se evita, puede provocar lesiones graves o la muerte.

#### **⚠ ATENCIÓN**

Indica una situación peligrosa que, si no se evita, puede provocar lesiones moderadas o leves.

#### **AVISO**

Indica una situación peligrosa que, si no se evita, puede provocar daños materiales.

## Otros niveles de mensaje

### Importante

Indica información importante que es fundamental para que el producto funcione correctamente.

### Nota

Indica información útil que ayuda a aprovechar el producto al máximo.

## Instrucciones de seguridad

### **AVISO**

- Este producto de Axis debe utilizarse de acuerdo con las leyes y normativas locales.
- Utilice solo las herramientas correspondientes cuando instale el producto de Axis. La aplicación de una fuerza excesiva con herramientas eléctricas puede provocar daños en el producto.
- No utilice limpiadores en aerosol, agentes cáusticos ni productos químicos.
- Limpie con un paño limpio humedecido con agua pura.
- Utilice solo accesorios que cumplan con las especificaciones técnicas de su producto. Estos accesorios los puede proporcionar Axis o un tercero. Axis recomienda utilizar un equipo de suministro de alimentación de Axis compatible con su producto.
- Utilice solo piezas de repuesto proporcionadas o recomendadas por Axis.
- No intente reparar el producto usted mismo. Póngase en contacto con el servicio de asistencia técnica de Axis o con su distribuidor de Axis para tratar asuntos de reparación.



## Transporte

### AVISO

- Cuando transporte el producto de Axis, utilice el embalaje original o un equivalente para evitar daños en el producto.

## 日本語

### 安全情報 危険レベル

#### ▲危険

回避しない場合、死亡または重傷につながる危険な状態を示します。

#### ▲警告

回避しない場合、死亡または重傷につながるおそれのある危険な状態を示します。

#### ▲注意

回避しない場合、軽傷または中程度の怪我につながるおそれのある危険な状態を示します。

#### 注記

回避しない場合、器物の破損につながるおそれのある状態を示します。

## その他のメッセージレベル

### 重要

製品を正しく機能させるために不可欠な重要情報を示します。

### 注意

製品を最大限に活用するために役立つ有用な情報を示します。

## 安全手順

### 注記

- 本製品は、お使いになる地域の法律や規制に準拠して使用してください。
- 本製品を設置する際には、適切な工具のみを使用してください。電動工具を使用して過剰な力をかけると、製品が損傷することがあります。
- 化学薬品、腐食剤、噴霧式クリーナーは使用しないでください。
- 清掃には、きれいな水に浸した清潔な布を使用してください。
- 製品の技術仕様に準拠したアクセサリーのみを使用してください。これらのアクセサリーは、Axisまたはサードパーティから入手できます。Axisは、ご使用の製品と互換性のあるAxis給電ネットワークスイッチの使用を推奨します。
- Axisが提供または推奨する交換部品のみを使用してください。
- 製品を自分で修理しないでください。修理については、Axisサポートまたは販売代理店にお問い合わせください。

## 輸送

### 注記

- 本製品を運搬する際は、製品が損傷しないよう、元の梱包か同等の梱包を使用してください。

# 中文

## 安全信息 危險等級

### ⚠ 危險

表示如果不避免则会导致死亡或严重伤害的危險情况。

### ⚠ 警告

表示如果不避免则可能导致死亡或严重伤害的危險情况。

### ⚠ 小心

表示如果不避免则可能导致轻微或中度伤害的危險情况。

### 注意

表示如果不避免则可能导致财产损失的情况。

## 其他消息等級

### 重要

表示产品正常工作所必需的重要信息。

## 备注

表示有助于充分利用产品的有用信息。

## 安全说明

### 注意

- 使用 Axis 产品时应遵守当地法律和法规。
- 安装 Axis 产品时，仅使用适用的工具。使用电动工具过度施力可能导致产品损坏。
- 请勿使用化学品、腐蚀剂或气雾剂。
- 使用蘸纯净水的干净布进行清洁。
- 仅使用符合产品技术规格的附件。这些附件可由 Axis 或第三方提供。Axis 推荐使用与产品兼容的 Axis 电源设备。
- 仅使用 Axis 提供或推荐的备件。
- 请勿尝试自行维修产品。有关服务事项，请联系 Axis 支持部门或 Axis 经销商。

## 运输

### 注意

- 安讯士产品运输途中，应使用其原包装或等效包装，以防对产品造成损坏。

# 한국어

## 안전 정보 위험 레벨

### ▲ 위험

피하지 못한 경우 사망이나 심각한 부상이 발생하는 위험한 상황을 나타냅니다.

## ⚠ 경고

피하지 못한 경우 사망이나 심각한 부상이 발생할 수 있는 위험한 상황을 나타냅니다.

## ⚠ 주의

피하지 못한 경우 경미하거나 심하지 않은 부상이 발생할 수 있는 위험한 상황을 나타냅니다.

## 주의 사항

피하지 못한 경우 재산상 손해가 발생할 수 있는 상황을 나타냅니다.

## 기타 메시지 레벨

### 중요

제품이 올바르게 작동하는 데 필수적인 중요 정보를 나타냅니다.

### 정보

제품을 최대한으로 활용하는 데 도움이 되는 유용한 정보를 나타냅니다.

## 안전 지침

### 주의 사항

- Axis 제품은 해당 지역 법률 및 규정을 준수하여 사용해야 합니다.
- Axis 제품을 설치할 경우 해당 도구만 사용하십시오. 전동 공구로 과도한 힘을 사용하면 제품에 손상을 줄 수 있습니다.
- 화학 물질, 부식제, 에어로졸 세척제를 사용하지 마십시오.
- 깨끗한 물에 적신 깨끗한 천을 사용하여 닦으십시오.

- 제품의 기술적 사양을 준수하는 액세서리만 사용하십시오. 이러한 액세서리는 Axis 또는 제3자가 제공할 수 있습니다. Axis는 귀하의 제품과 호환되는 Axis 전원 장비 사용을 권합니다.
- Axis가 공급하거나 추천하는 예비 부품만 사용하십시오.
- 제품을 직접 수리하려고 하지 마십시오. 서비스 문제에 대해 Axis 지원 부서 또는 Axis 리셀러에 문의하십시오.

## 운반

### 주의 사항

- Axis 제품을 운반할 때는 원래 포장이나 이에 준하는 포장을 사용해 제품이 손상되지 않도록 하십시오.



Installation Guide

AXIS W700 Docking Station 1 Bay

© 2020 - 2021 Axis Communications AB

Ver. M6.2

Date: June 2021

Part No. 2122505