

Chip Inductors– 0805HQ (2012)



The 0805HQ Series offers high Q factors and high inductance in an 0805 size. In addition, current handling has been improved with significantly lower DCR values.

Like all Coilcraft wire wound ceramic chip inductors, the 0805HQ Series provides exceptional SRFs, tight inductance tolerance and batch consistency.

For even higher Qs and inductance, consider our surface mount spring inductors that combine the high Q of an air wound coil with the convenience of automatic placement.

Coilcraft **Designer's Kit C325** contains samples of all 5% inductance tolerance parts. To order, contact Coilcraft or visit <http://order.coilcraft.com>.

Part number ¹	Inductance ² (nH)	Percent tolerance ³	Q min ⁴	SRF min ⁵ (GHz)	DCR max ⁶ (Ohms)	Irms ⁷ (A)	Color code ⁸
0805HQ-2N5XJE_	2.5 @ 250 MHz	5	80 @ 1500 MHz	10.30	0.020	1.6	Black
0805HQ-5N6XJE_	5.6 @ 250 MHz	5	98 @ 1500 MHz	6.10	0.035	1.6	Brown
0805HQ-6N2XJE_	6.2 @ 250 MHz	5	88 @ 1000 MHz	4.75	0.035	1.6	Red
0805HQ-12NX_E_	12 @ 250 MHz	5,2	80 @ 1000 MHz	3.00	0.045	1.6	Orange
0805HQ-16NX_E_	16 @ 250 MHz	5,2	72 @ 500 MHz	2.95	0.060	1.5	Yellow
0805HQ-18NX_E_	18 @ 250 MHz	5,2	75 @ 500 MHz	2.55	0.060	1.4	Green
0805HQ-20NX_E_	20 @ 250 MHz	5,2	70 @ 500 MHz	2.05	0.055	1.4	Blue
0805HQ-27NX_E_	27 @ 250 MHz	5,2	75 @ 500 MHz	2.00	0.070	1.3	Violet
0805HQ-30NX_E_	30 @ 250 MHz	5,2	65 @ 500 MHz	1.95	0.095	1.2	Gray
0805HQ-39NX_E_	39 @ 250 MHz	5,2	65 @ 500 MHz	1.60	0.110	1.1	White
0805HQ-48NX_E_	48 @ 200 MHz	5,2	65 @ 500 MHz	1.40	0.095	1.2	Black
0805HQ-51NX_E_	51 @ 200 MHz	5,2	65 @ 500 MHz	1.40	0.120	1.0	Brown

1. When ordering, specify **tolerance, termination and packaging** codes:

0805HQ-51NXJLC

- Tolerance:** G = 2% J = 5% (Table shows stock tolerances in bold.)
- Termination:** E = Halogen free component. RoHS compliant silver-palladium-platinum-glass frit terminations.
L = RoHS compliant, not halogen-free. Silver-palladium-platinum-glass frit terminations.
R = RoHS compliant matte tin over nickel over silver-platinum-glass frit.
Special order: T = RoHS tin-silver-copper (95.5/4/0.5) or S = non-RoHS tin-lead (63/37).
- Packaging:** C = 7" machine-ready reel. EIA-481 embossed plastic tape (2000 parts per full reel). Quantities less than full reel available: in tape (not machine ready) or with leader and trailer (\$25 charge).
D = 13" machine-ready reel. EIA-481 embossed plastic tape. Factory order only, not stocked (7500 parts per full reel).
B = Less than full reel. In an effort to simplify our part numbering system, Coilcraft is eliminating the need for multiple packaging codes. When ordering, simply change the last letter of your part number from B to C.

2. Inductance measured using a Coilcraft SMD-A fixture in an Agilent/HP 4286 impedance analyzer with Coilcraft-provided correlation pieces.
3. Tolerances in bold are stocked for immediate shipment.
4. Q measured using an Agilent/HP 4291A with an Agilent/HP 16193 test fixture.
5. For SRF less than 6 GHz, measured using an Agilent/HP 8753D network analyzer and a Coilcraft SMD-D test fixture. For SRF greater than 6 GHz, measured using an Agilent/HP 8722ES network analyzer and a Coilcraft SMD-D test fixture.
6. DCR measured on a Cambridge Technology micro-ohmmeter and a Coilcraft CCF840 test fixture.
7. Current that causes a 15°C temperature rise from 25°C ambient. This information is for reference only and does not represent absolute maximum ratings.
8. Each part is marked with a single dot. The color dots are not unique identifiers and correspond to multiple inductance values.
9. Electrical specifications at 25°C.

Refer to Doc 362 "Soldering Surface Mount Components" before soldering.

Core material Ceramic

Environmental RoHS compliant, halogen free

Terminations Silver-palladium-platinum-glass frit. Other terminations available at additional cost.

Weight 10.5– 12.5 mg

Ambient temperature –40°C to +125°C with Irms current

Maximum part temperature +140°C (ambient + temp rise)

Storage temperature Component: –40°C to +140°C.
Tape and reel packaging: –40°C to +80°C

Resistance to soldering heat Max three 40 second reflows at +260°C, parts cooled to room temperature between cycles

Temperature Coefficient of Inductance (TCL) +25 to +125 ppm/°C

Moisture Sensitivity Level (MSL) 1 (unlimited floor life at <30°C / 85% relative humidity)

Packaging 2000/7" reel; 7500/13" reel. Plastic tape: 8 mm wide, 0.23 mm thick, 4 mm pocket spacing, 1.65 mm pocket depth

PCB washing Tested to MIL-STD-202 Method 215 plus an additional aqueous wash. See [Doc787_PCB_Washing.pdf](#).



www.coilcraft.com

Document 197-1 Revised 12/01/21

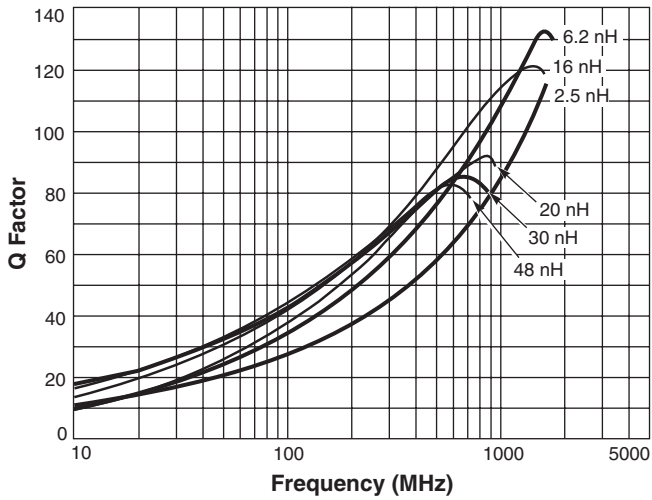
© Coilcraft Inc. 2021

This product may not be used in medical or high risk applications without prior Coilcraft approval. Specification subject to change without notice. Please check web site for latest information.

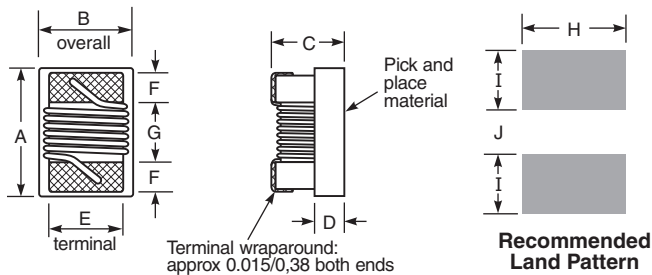
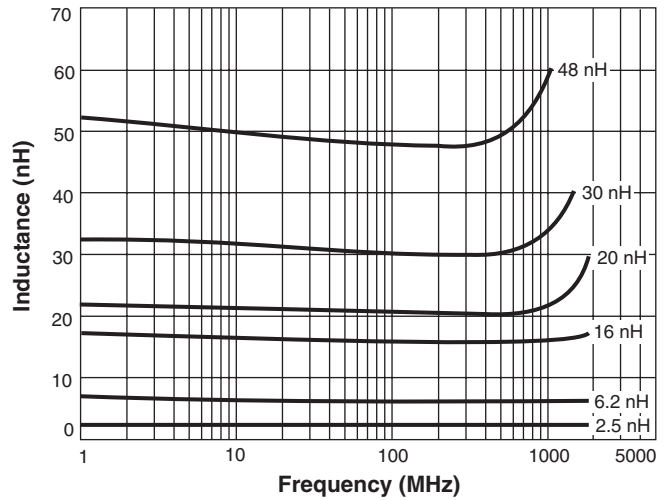
S-Parameter files
ON OUR WEB SITE
SPICE models
ON OUR WEB SITE

Chip Inductors 0805HQ Series (2012)

Typical Q vs Frequency



Typical L vs Frequency



A	B	C	D	E	F	G	H	I	J
max	max	max	ref						
0.090	0.068	0.060	0.020	0.050	0.020	0.040	0.070	0.040	0.030
2,29	1,73	1,52	0,51	1,27	0,51	1,02	1,78	1,02	0,76

Note: Height dimension (C) is before optional solder application. For maximum height dimension including solder, add 0.006 in / 0,152 mm.

