

Sarix Enhanced Duo

Securing stairwells and hallways is difficult. You usually need multiple cameras, which can cause blindspots or added costs. The Sarix Enhanced Duo combines two sensors into one to help capture various angles without the expense and hassle of installing and managing two cameras.

6 MP

10 MP

16 MP



Features

ONE CAMERA, TWICE THE SECURITY

Orient the cameras to capture a full 180-degree view or position them in opposite directions to keep track of activity happening in two different directions simultaneously.

ELEVATE YOUR SECURITY

Use Elevate to automate camera management tasks and decrease routine checks and maintenance.

USE YOUR EYES AND EARS

Use the camera's built-in microphone and audio analytics to detect loud or unusual sounds and record audio when necessary.

MAX PROTECTION, LESS RESOURCES

Combat high costs, reduce resource requirements and streamline deployment by consolidating multiple sensors into a single device.

YOUR PEACE OF MIND, IN MIND

Protect your site from vulnerabilities and network attacks with FIPS-140-3 level 3 compliant onboarded TPM, Secure Boot and automatic firmware updates.

WORK WITH YOUR CURRENT SYSTEMS

Eliminate the need and costs associated with a site overhaul. The Sarix Enhanced Duo fits into your existing system and can connect to any third-party VMS.

PELCO®

Specifications

Image Performance		2 x 3.0 MP	2 x 5.0 MP	2 x 8.0 MP
Image Sensor		1/2.8" CMOS		
Imaging Area (H x V)		5.18 mm x 3.89 mm 0.204" x 0.153"		5.57 mm x 3.13 mm 0.219" x 0.123"
Aspect Ratio		4:3		16:9
Dynamic Range	WDR Off	Up to 80 dB		
	WDR On Measured According to IEC 62676 Part 5	Up to 105 dB		Up to 114 dB
	WDR On	Up to 120 dB		
Camera Operating Mode		Full Feature / No Video Analytics / High Framerate		
Max Frame Rate		(50 Hz/60 Hz): 25 fps/30 fps in High Framerate Mode ¹ , otherwise 20fps/20fps		
Streaming Resolutions	Primary	(4:3) 2048x1536, 1792x1344 (16:9) 2048x1152, 1920x1080	(4:3) 2592x1944, 2048x1536 (16:9) 2560x1440, 1920x1080	(4:3) 2880x2160, 2560x1920 (16:9) 3840x2160, 3200x1800, 3072x1728, 1920x1080
	Secondary	(4:3) 1760x1320, 1600x1200, 1280x960, 960x720, 800x600, 640x480, 512x384, 384x288 (16:9) 1920x1080, 1280x720, 768x432, 640x360, 512x288	(4:3) 1440x1080, 1280x960, 800x600, 640x480, 512x384, 384x288 (16:9) 1920x1080, 1280x720, 768x432, 640x360, 512x288	(4:3) 1920x1440, 1600x1200, 1280x960, 800x600, 640x480, 512x384, 384x288 (16:9) 1920x1080, 1280x720, 768x432, 640x360, 512x288
	Tertiary	(4:3) 640x480, 384x288 (16:9) 640x360	(4:3) 512x384, 384x288 (16:9) 640x360	(4:3) 512x384 (16:9) 640x360
Bandwidth Management		Pelco Smart Compression technology; Idle scene mode		
3D Noise Reduction Filter		Yes		
Signal-to-Noise Ratio (SNR)		>50dB		

¹ Analytics are disabled in High Frame Rate mode.

Lens and IR Illumination

Lens focal length (EFL)		Wide: 3.24 mm Tele 7.33 mm
IR Illumination (high power 850 nm LEDs)*		30 m (25.5W PoE+) 25m (13W PoE)
Minimum Illumination Without IR	3 MP	Monochrome: 0.lux in monochrome mode Color: 0.005 lux in monochrome mode; 0.02 lux in color mode
	5 MP	Monochrome: 0 lux in monochrome mode Color: 0.005 lux in monochrome mode; 0.02 lux in color mode
	8 MP	Monochrome: 0 lux in monochrome mode

Lens and IR Illumination

		Color: 0.005 lux in monochrome mode; 0.05 lux in color mode
Horizontal Angle of View Based on Aspect Ratio (Per Image Sensor)	3 MP	(4:3) Wide: 96°, Tele: 40°
	5 MP	(4:3) Wide: 96°, Tele: 40°
	8 MP	(16:9) Wide: 104°, Tele: 43°
Vertical Angle of View Based on Aspect Ratio (Per Image Sensor)	3 MP	(4:3) Wide: 70°, Tele: 30°
	5 MP	(4:3) Wide: 70°, Tele: 30°
	8 MP	(16:9) Wide: 55°, Tele: 24°
Max Aperture		F1.6
Lens Control		Remote Zoom and Focus, Autofocus, IR Cut Filter

Image Control

Image Compression Method	H.264 Pelco Smart Compression, H.265 Pelco Smart Compression, Motion JPEG
Streaming	Multi-stream H.264, Multi-stream H.265, Motion JPEG
Electronic Shutter Control	Automatic, Manual (1/7.5 to 1/30000 sec)
Day/Night Control	Automatic, Manual, External
Flicker Control	50 Hz, 60 Hz
White Balance	Automatic, Manual
Backlight Compensation	Adjustable
Image Rotation	0°, 90°, 180°, 270° including Corridor Mode
Privacy Zones	Up to 64 zones
Motion Detection	Pixel motion: selectable sensitivity and threshold. Classified object detection
Camera Tamper Detection	Yes

Network

Network	100BASE-TX
Cabling Type	CAT5e
Connector	RJ-45
API	ONVIF® compliance Profile S, Profile T, Profile M, and Profile G (www.onvif.org)
Security	Password protection, HTTPS encryption, digest authentication, WS authentication, user access log, 802.1x port based authentication, FIPS 140-2 L1, onboard FIPS 140-3 L3 certified TPM, Secure Boot, Signed and encrypted firmware, CC EAL6+
Protocols	IPv6, IPv4, HTTP, HTTPS, SOAP, DNS, NTP, RTSP, RTCP, RTP, TCP, UDP, IGMPv3, ICMP, DHCP, Zeroconf, HSTS
Streaming Protocols	RTP/UDP, RTP/UDP multicast, RTP/RTSP/TCP, RTP/RTSP/HTTP/TCP, RTP/RTSP/HTTPS/TCP, HTTP
Device Management Protocols	SNMP v2c, SNMP v3

Peripherals

Onboard Storage*	Two microSD/microSDHC/microSDXC slots – video speed class card required. Class V10 or better recommended.
USB Port	USB 2.0

*Maximum tested capacity is 1.5 TB.

Auxiliary I/O

Audio Input/Output	Line level audio I/O
Audio Compression Method	G.711 PCM 8 kHz, Opus
External I/O Terminal	1x Relay In, 1x Relay Out
Microphone	Built-in microphone for audio analytics, with physical disable switch

Mechanical

Direct Surface Mount

Surface Mount with Junction Box

Pendant Mount with NPT Adapter

Dimensions (L x W x H)	Camera Assembly	218 x 125 x 86 mm	250 x 157 x 126 mm	236 x 143 x 151 mm
	Accessory Only	N/A	250 x 157 x 50 mm	236 x 143 x 75 mm
Camera Weight		1.42 Kg	2.43 Kg	1.74 Kg
Dome Bubble		Polycarbonate		
Body		Polycarbonate and aluminum		
Finish		Cast, powder coat grey (Pantone 427C)		
Adjustment Range		Pan: 180°, Azimuth: 360°, Tilt: 30° – 95° tilt (recommended), 10° – 95° tilt (maximum)		

Electrical

Power Consumption		25.4W
Power Source	PoE	IEEE 802.3af Class 3
	PoE+	IEEE 802.3at Class 4
RTC Backup Battery		3V manganese lithium
Memory		4GB RAM
		4GB Flash

Environmental

Operating Temperature		-40 °C to +65 °C (-40 °F to 149 °F) with IEEE 802.3at Class 4 (25.5W PoE+) with ambient convection -30 °C to +65 °C (-22 °F to 149 °F) with IEEE 802.3af Class 3 (13W PoE) with ambient convection
IR Illuminator Behavior	PoE	The IR illuminator operates at 40% power regardless of temperature
	PoE+	The IR illuminator operates at 50% power if the temperature is below -30°C (-22°F) or above 60 °C (140 °F)
Startup Temperature		-40°C to +65 °C (-40 °F to 149 °F) with IEEE 802.3at Class 4 (25.5W PoE+) with ambient convection -30 °C to +65 °C (-22 °F to 149 °F) with IEEE 802.3af Class 3 (13W PoE) with ambient convection
Absolute Maximum Temperature		74°C (165°F) per NEMA TS2 (Temp.) para 2.2.7.2 - 2.2.7.7
Storage Temperature		-10°C to +70°C (14°F to 158°F)
Humidity		0 - 95% non-condensing

Certifications

Certifications/Directives		UL, cUL, CE, ROHS, RCM, UKCA, NOM, KC, BIS, CMIM
Safety		UL 62368-1, CSA 62368-1, IEC/EN 62368-1 IEC 62471
Environmental		IEC 60529 IP66, IP67, IP68 (1.8m depth for 1 hour) IEC/EN 62262 Impact (IK10) NEMA 4X IEC 60068-2-6 Product Vibration IEC 60068-2-27 Product Shock NEMA TS2 paragraph 2.2.7-2.2.9
Electromagnetic Emissions		FCC Part 15 Subpart B (Class B) ICES-003 (Class B) EN 55032 (Class B) EN 61000-6-3 EN 61000-3-2 EN 61000-3-3
Electromagnetic Immunity		EN 55035 EN 61000-6-1 EN 50121-4 EN 50130-4

Certifications

Warranty	Limited 5-year Warranty
----------	-------------------------

Supported Video Analytics* Events

Objects in Area	The event is triggered when the selected object type and/or subtype moves into the region of interest.
Object Loitering	The event is triggered when the selected object type and/or subtype stays within the region of interest for an extended amount of time.
Objects Crossing Beam	The event is triggered when the specified number of objects and/or subtypes have crossed the directional beam that is configured over the camera's field of view. The beam can be unidirectional or bidirectional.
Object Appears or Enters Area	The event is triggered by each object type and/or subtype that enters the region of interest. This event can be used to count objects.
Object not Present in Area	The event is triggered when no objects are present in the region of interest.
Objects Enter Area	The event is triggered when the specified number of object type and/or subtype have entered the region of interest.
Objects Leave Area	The event is triggered when the specified number of object type and/or subtype have left the region of interest.
Object Stops in Area	The event is triggered when an object type and/or subtype in a region of interest stops moving for the specified threshold time.
Direction Violated	The event is triggered when an object type and/or subtype moves in the prohibited direction of travel.
Smart Motion Rule	Events are sent for person (including crawling) and vehicle present, against default-unchangeable parameters
Tamper Detection	The event is triggered when the scene unexpectedly changes.
Crowd Size	This event is triggered when the number of people is exceeded over a configurable duration.
Unusual Crowd Growth	This event is triggered when a crowd size grows unexpectedly.
Unusual Crowd Size	This event is triggered when an unusual crowd size is detected

*Analytics capabilities, including detection range, may vary by camera line. See the PelcoSmart Analytics Design Guide for details.

Supported Classified Object Types

Object Types in Outdoor Mode	Vehicle, sub-types: Car, Pickup Truck, Large Truck, Van, Bicycle, Motorcycle, Bus Person
Object Types in Indoor Mode	Person

Supported Audio Analytics Events

Scream	Up to 15m (50ft)
Glass Break	Up to 15m (50ft)
Car Alarm	Up to 30m (100ft)

Supported Audio Analytics Events

Smoke Alarm	Up to 15m (50ft)
Dog Bark	Up to 15m (50ft)
Tire Screech ¹	Up to 15m (50ft)
Loud Noise	Up to 40m (130ft)
Ultrasonic Panic Alarm ²	Up to 40m (130ft)

¹The detection range is limited to up to 8 meters in loud environments.

²The detection range is influenced by the quality and power of the device used to create the panic alarm.

VideoXper Supported Features

3.22	Support for video analytic events without vehicle sub-classes.
3.23 or higher	Support for crowd detection, audio analytics and video analytic events with vehicle sub-classes.

Pelco Connect Supported Features

Genetic	Support for Pelco Forensic Search and Analytics Configuration with the Genetec plugin
Milestone	Support for Pelco Forensic Search and Analytics Configuration with the Milestone plugin.

Pelco Elevate Supported Features

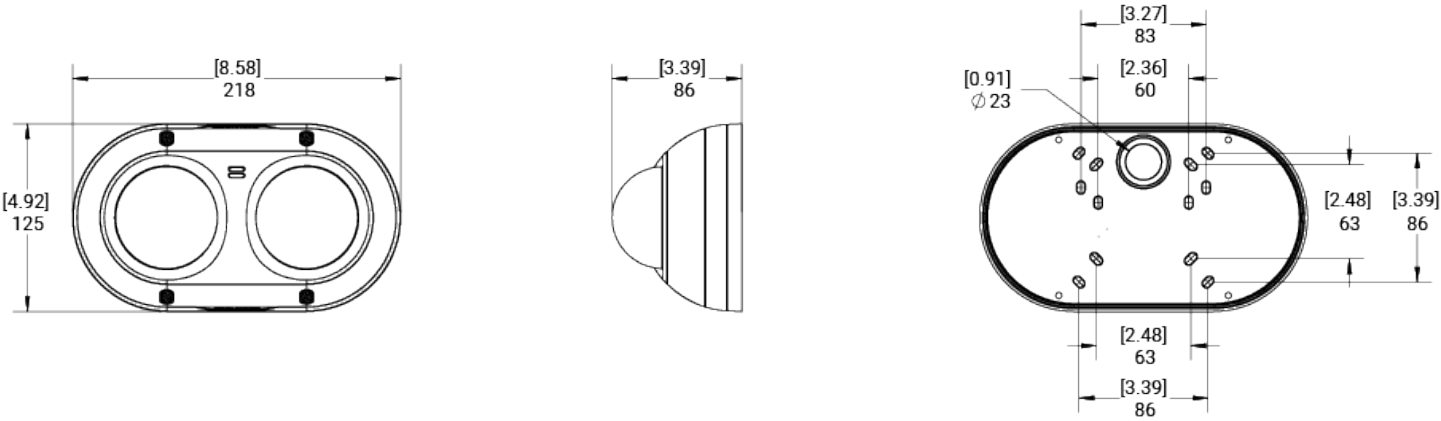
Image Health	Detects incremental changes in the camera's view, such as position shifts or obstructions. Notifies users through ONVIF-conformant events and summarized email reports.
Firmware Management	Schedule and deploy automatic firmware updates to multiple cameras, or update individual cameras on demand.

Outline Dimensions

Dual Head Camera with Provided Surface Mount

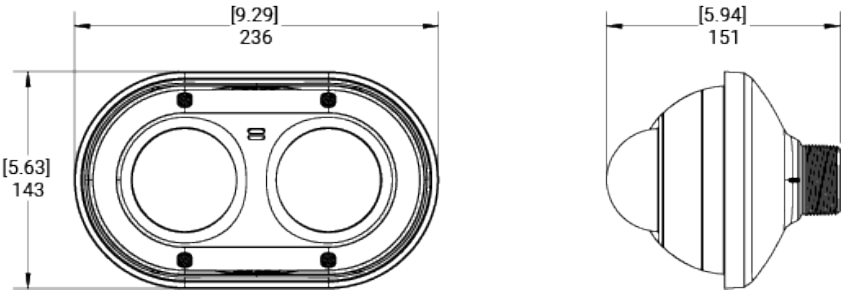
(SBDE1 Camera)

[X.XX]	INCHES
X.X	MM



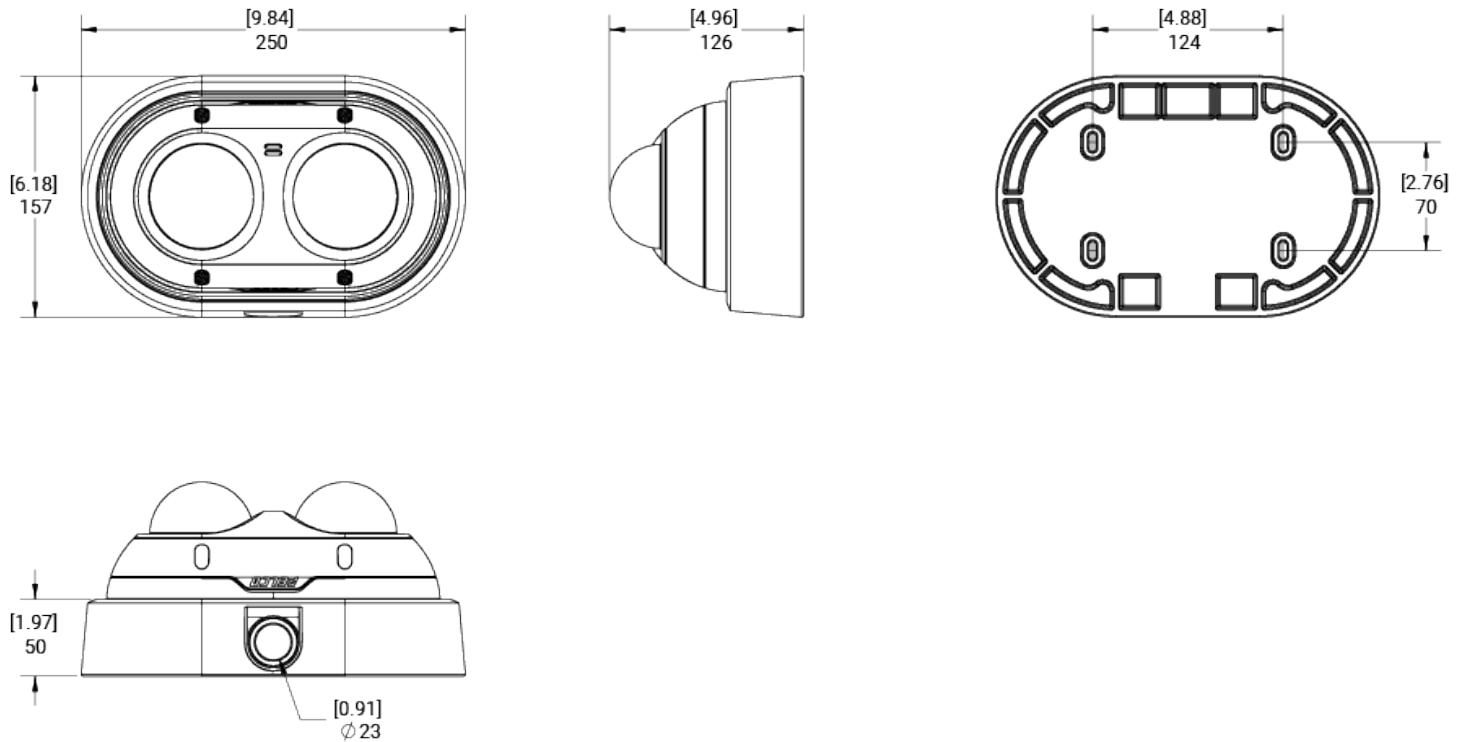
Dual Head Camera with NPT Adapter

(SBDE1 Camera + NPTA-1201)



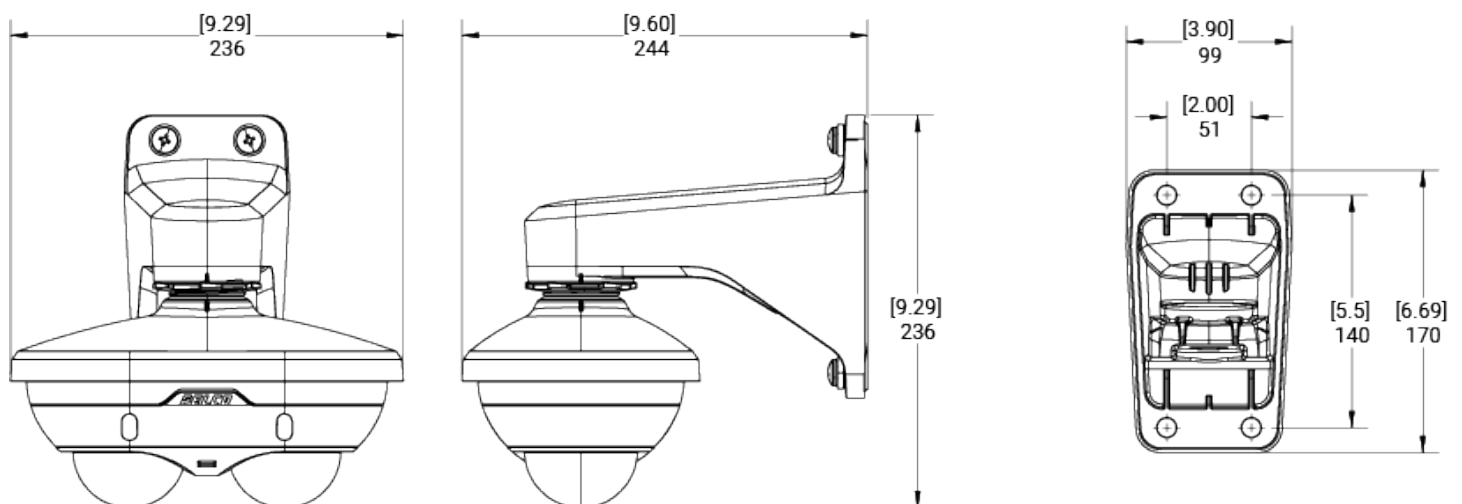
Dual Head Camera with Junction Box Mount

(SBDE1 Camera + JBOX-1201)



Dual Head Camera with Pendant Mount

(SBDE1 Camera + NPTA-1201 + WLMT-1021)



Ordering Information

Cameras

Camera Part Number	Resolution (MP)	WDR	SureVision Technology	Lens	IR	Analytics	Smart Compression	Microphone
SBDE1-6V7-E2H-IR	2 x 3.0	√	√	3.24 - 7.33 mm	√	√	√	√
SBDE1-10V7-E2H-IR	2 x 5.0	√	√	3.24 - 7.33 mm	√	√	√	√
SBDE1-16V7-E2H-IR	2 x 8.0	√	√	3.24 - 7.33 mm	√	√	√	√

Accessories

Part Number	Description
NPTA-1201	Pendant NPT Adapter
WLMT-1021	Pendant wall arm, 1.5" NPT female, 20 cm (7.8") long
JBOX-1201	Optional junction box mounting adapter
DMSLD-1201	Weathershield for dual head cameras
PLMT-1001	Pole mount adapter
CRNMT-1001	Corner mount adapter
PEL-AA-GUNSHOT	Camera Gunshot Audio Analytics Channel, one per camera
PEL-AA-GUNSHOT-180D	Camera Gunshot Audio Analytics Channel, 180 day demo license. Please contact Technical Support.
USB-AC56-NA-MSI	USB Wifi adapter install kit (North America)
USB-AC56-EU-MSI	USB Wifi adapter install kit (Europe)

Support

Learn more and find additional documentation at pelco.com or email support@pelco.com for specific product support.