



For
SIGN
GRAPHICS

Inkjet printer/cutter with silver ink

CJV300 Series

CJV300-130/160



The "Print and Cut" function immediately turns an idea into a real product

The multiple functions of the CJV300 models enable high-quality printing and high-accuracy cutting. The CJV300 alone completes the production of labels, stickers, and vehicle wrapping films.

The continuous-register mark-detection function enables continuous media cutting.

The CJV300 automatically detects all register marks set by the RasterLink6 on the media, and cuts contour lines precisely by utilizing simultaneous automatic calibration.

The over-cut and corner-cut functions ensure clearly cut edges with no residues.

The over-cut function ensures sharply cut edges with no residues by making a cross cut at the start and end positions of the contour cutting. The corner-cut function ensures sharply cut edges by making cross cuts at each corner.

The clamp-pressure automatic-switching function enables continuous operation.

The pressure of the media clamps is automatically switched to a set value for printing and cutting. No pressure adjustment by the operator is required during continuous operation.



Print and cut on no-register mark media / Cut and print function

Media up to 1m in length do not require register marks. This function reduces the medium requirements.

The segment correction function facilitates precision cutting over longer-length prints.

This function detects intermediate register marks and enables four-point corrections for each segment to ensure accurate contour cutting over longer-length prints, even if the image is distorted.

The "Cut and Print" function improves the workability of thin materials.

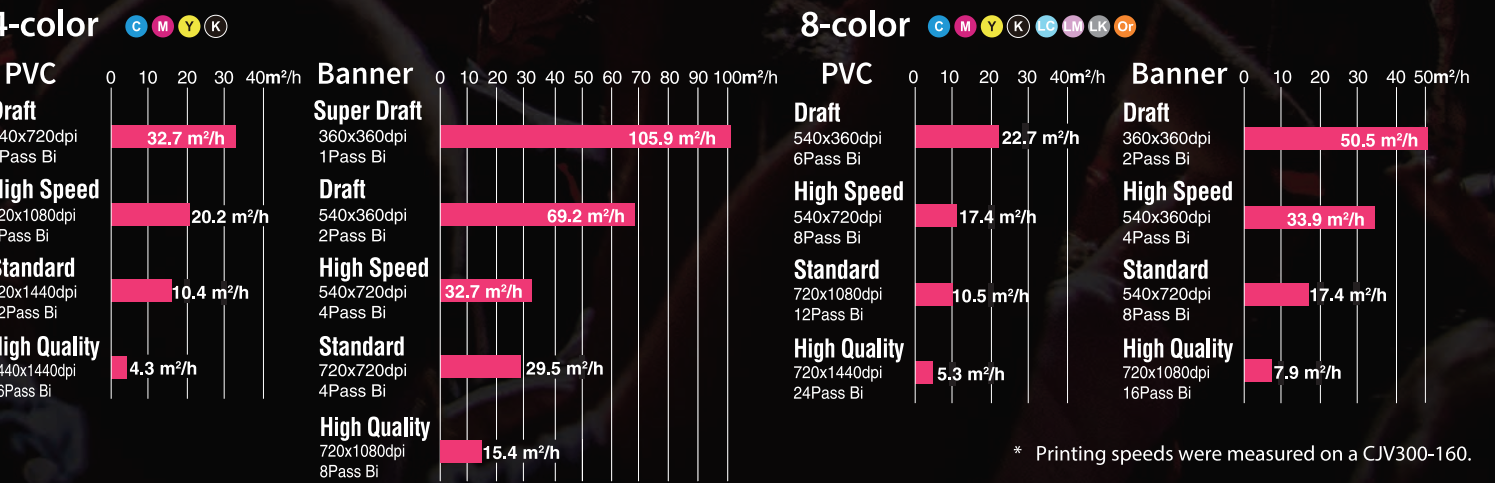
This function prevents common problems, such as film separation and faulty cut results, by cutting the media before printing.

Versatile cutting methods satisfy a range of market demands.

"Half-cut" cuts the contour of printed image and holds the cut image on media. "Die cut" completely cuts the printed image from media. "Perforation cut" produces a series of half and die cuts, leaving a few connection points that retain the printed image on media. This function is useful for clipping images from media, and also used as crease lines.

Outstanding speed

The CJV300 models provide high productivity and high image quality.



Maximum printing speed: 105.9m²/h

* Printing speeds were measured on a CJV300-160.

Specifications

Item	CJV300-130	CJV300-160
Printhead	On-demand piezo head (2 staggered printheads)	
Print resolution	360 dpi, 540 dpi, 720 dpi, 1080 dpi, 1440 dpi	
Maximum print width	1,361 mm (53.5 in)	1,610 mm (63.3 in)
Maximum media width	1,371 mm (53.9 in)	1,620 mm (63.7 in)
Ink	Type/Color	Eco-solvent ink SS21 (C, M, Y, K, Lc, Lm, Lk, Or, W, Si) ES3 (C, M, Y, K, Lc, Lm, W) BS3 (C, M, Y, K) *1 BS4 (C, M, Y, K) *1 Water-based sublimation ink Sb53 (Bl, M, Y, K, DK, LBl, Lm) Sb54 (Bl, M, Y, K, LBl, Lm)
	Package size	SS21: 440ml Ink cartridge / 2L Ink pack (Except White/Silver) ES3 : 440ml Ink cartridge (Except White) BS3 : 600ml Ink pack / 2L Ink pack *2 BS4 : 600ml Ink pack / 2L Ink pack *2 Sb53: 440 ml Ink cartridge / 2L Ink pack *3 Sb54: 440 ml Ink cartridge / 2L Ink pack *3
	Circulation system	MCT (Mimaki Circulation Technology) (Only applies to white and silver inks)
Media thickness	1.0 mm or less	
Rolled media weight	40 kg (88lb) or less	
Certifications	VCCI class A / FCC class A / ETL (UL 60950-1) CE Marking (EMC, Low voltage, and Machinery directive) / CB RoHS / REACH and Energy Star / RCM	
Interface	USB 2.0, LAN for E-mail notification function	
Power supply	Single-phase (AC100~120V / AC220~240V) x 2	
Power consumption	100V: 2.88kW (1.44kW x 2), 200V: 3.84kW (1.92kW x 2)	
Operational environment	Temperature: 20~30°C (68~86°F), Humidity: 35~65% Rh (Non condensing)	
Dimensions (W x D x H)	2,525 mm x 700 mm x 1,392 mm (99 in x 28 in x 55 in)	2,775 mm x 700 mm x 1,392 mm (109 in x 28 in x 55 in)
Weight	167 kg	178 kg

*1: Only available in specific countries
*2: Eco case 4 (OPT-J0361) is required for using 600ml ink pack.
*3: Optional Mimaki Bulk Ink System (MBIS3) is required for using 2L Ink pack.

Newly developed RIP software compatible with excellent user-friendliness and higher functionality

Raster Link 6

Beautiful and advanced print realization by the simple and intuitive operation with useful icons and layout
Enriched expressiveness with various functions including color replacement

<Supports Web update function>
◆ Program update and profile download can be easily performed via internet.

● Some of sample images in this catalogue are artificial renderings. ● Specifications, design and dimensions stated in this catalogue may be subject to change without notice for technical improvements etc. ● The corporate names and merchandise names written in this catalogue are the trademark or registered trademark of the respective corporations. ● Inkjet printers print using extremely fine dots, so colors may vary slightly after replacement of print heads. ● Also note that if using multiple printer units, colors could vary slightly from one unit to other(s) due to slight individual differences. ● Please note that descriptions and data in this catalogue are as of May 2019.



20 Prosperity Place, Geebung, QLD 4034
Phone: 1300 363 464
Email: sales@signessentials.com
Web: www.signessentials.com

Supplies

Item	Color	Item No.	Remarks		
SS21	Cyan	SPC-0501C	440 ml Ink cartridge		
	Magenta	SPC-0501M			
	Yellow	SPC-0501Y			
	Black	SPC-0501K			
	Light Cyan	SPC-0501LC			
	Light Magenta	SPC-0501LM			
	Orange	SPC-0501Or			
	Light Black	SPC-0501Lk			
	White	SPC-0504W-2		220 ml Ink cartridge	
	Silver	SPC-0504Si		220 ml Ink cartridge	
ES3	Cyan	SPC-0588C	2L Ink pack		
	Magenta	SPC-0588M			
	Yellow	SPC-0588Y			
	Black	SPC-0588K			
	Light Cyan	SPC-0588LC			
	Light Magenta	SPC-0588LM			
	Orange	SPC-0588Or			
	Light Black	SPC-0588Lk			
	Cyan	SPC-0440C		440ml Ink cartridge	
	Magenta	SPC-0440M			
Yellow	SPC-0440Y				
Black	SPC-0440K				
BS3	Cyan	SPC-0667C	600 ml Ink pack		
	Magenta	SPC-0667M			
	Yellow	SPC-0667Y			
	Black	SPC-0667K			
	Cyan	SPC-0693C		2L Ink pack	
	Magenta	SPC-0693M			
	Yellow	SPC-0693Y			
	Black	SPC-0693K			
	Sb53	Cyan		SB53-BL-44	440 ml Ink cartridge
		Magenta		SB53-M-44	
Yellow		SB53-Y-44			
Black		SB53-K-44			
Deep Black		SB53-DK-44			
Light Blue		SB53-LBL-44			
Light Magenta		SB53-LM-44			
Blue		SB53-BL-2L	2L Ink pack		
Magenta		SB53-M-2L			
Yellow		SB53-Y-2L			
Black	SB53-K-2L				
Sb54	Deep Black	SB53-DK-2L	440 ml Ink cartridge		
	Light Blue	SB53-LBL-2L			
	Light Magenta	SB53-LM-2L			
	Blue	SB54-BLT-44		440 ml Ink cartridge	
	Magenta	SB54-MT-44			
	Yellow	SB54-YT-44			
	Black	SB54-KT-44			
	Light Blue	SB54-LBT-44			
	Light Magenta	SB54-LMT-44			
	Blue	SB54-BLT-2L			
Magenta	SB54-MT-2L				
Yellow	SB54-YT-2L				
Black	SB54-KT-2L				
Light Blue	SB54-LBT-2L	2L Ink pack			
Light Magenta	SB54-LMT-2L				

* SS21 is GREENGUARD Gold certification ink. DB10329-07



Print 'n' cut

IMAGINATION TO CREATION



Print 'n' cut

IMAGINATION TO CREATION



Silver ink inspires imagination

Newly developed SS21 silver ink is available. Being 1.67* times brighter than conventional silver inks, SS21 ink adds brilliant and beautiful mirror effects to print results.

* Obtained from comparison measurements of SS21 and ES3 silver inks conducted at the Mimaki HQ.



Silver color added to catch copies and logos strikes a profound impression on the viewers, which makes silver printing very appealing.



The intensity of brightness in the silver ink varies as per the viewing angle. Such a high level of brightness attracts the viewer.

Diverse print expressions stimulate your creativity

Achieves a higher level of expression by using orange ink


By using the orange ink as a process color, 94.8% of the PANTONE color chart is covered with approximate colors. Thanks to a wider gamut with the orange ink, food freshness can be simulated, and corporate colors can be faithfully represented.




Conventional ink-set



Ink-set including the orange ink



Conventional ink-set



Ink-set including the light black ink

Accurate expression with light black ink


The light black ink improves the printed grayscale gradation. It also faithfully represents monochrome data without introducing unexpected color shifts. Light black ink ensures a more accurate color representation.

Alluring print quality that invigorates your creative abilities

Banding reduction


The reputable anti-banding function MAPS2 has been improved to MAPS3*. Advanced MAPS3 scatters ink droplets and overlaps prints on areas of frequent banding.

* MAPS3: Mimaki Advanced Pass System 3




Advanced ink jet technology ensures high-quality printing at all times

Mimaki's unique advanced ink jet technology allows the print head to jet each ink droplet at the appropriate jetting angle while retaining excellent ink droplet circularity. This advanced technology ensures that texts, lines, and edges are clearly printed.



Printing without waveform management

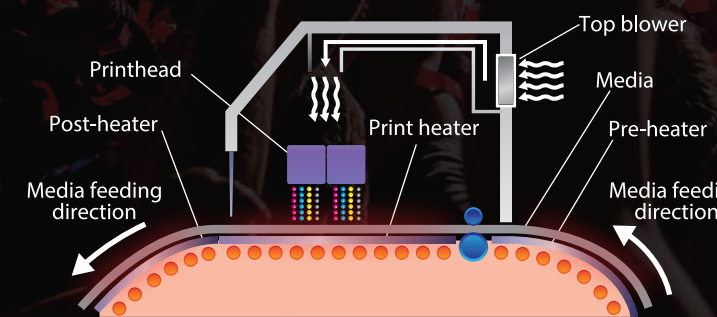


Printing with optimized waveform

3-Way intelligent heater

A 3-way intelligent heater fixes droplets placed on media. By using Mimaki's original technology in heating the media at a controlled temperature, ink can be fixed while maintaining high color development and high image quality. Thus the CJV300 provides both steady color development and easy handling after printing.

- Pre-heater: Heats media to the optimum temperature before printing.
- Print heater: Dries ink after it lands on media before it bleeds, improving color development.
- Post-heater: Enhances ink drying and achieves stable take-up.
- Top blower: Air blower supports drying of ink.



3-way Intelligent Heater patent No.
Japan: 4889059 USA: 8.444.262 China: ZL 200910222559.8

Smooth gradation printing

By ejecting 3 different dot sizes (Large/Medium/Small), images are expressed smoothly without graininess, even in large-format printing. Furthermore, the Large dot size is 35pl and by using this size effectively, light and shade can be expressed firmly while using higher printing speed settings.

Simple and practical for everyday use

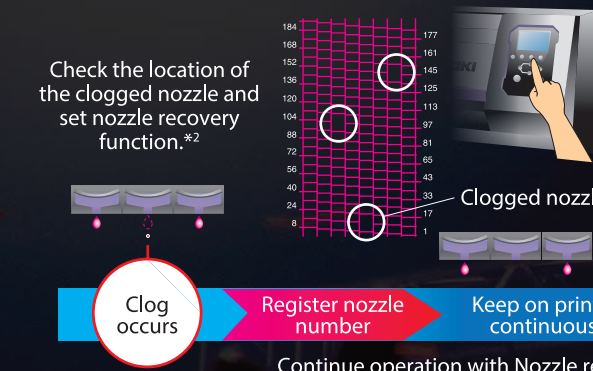
Continuous operation support pack to minimize downtime

The CJV300 is prepared with the following continuous operation support pack to minimize downtime in case of emergency such as machine failure.

Productivity maintenance - NRS*1

The NRS substitutes defective nozzles with non-defective nozzles until the technician arrives. This feature enables uninterrupted print operations and continuous productivity.

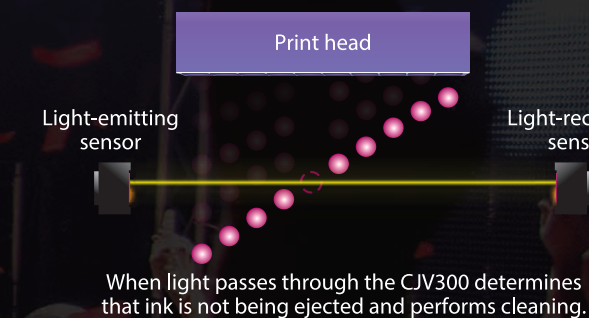
*1 NRS: Nozzle Recovery System
*2 10 nozzles per nozzle row can be registered.



Prevention of print quality problems - NCU*

The CJV300 is equipped with Mimaki's original automatic NCU. Clogged nozzles are automatically detected and cleaned by the NCU. If the clogging is not resolved by cleaning, the CJV300 automatically sets the nozzle recovery function NRS and resumes printing. These functions significantly reduce the waste printing caused by clogged nozzles during a continuous printing run.

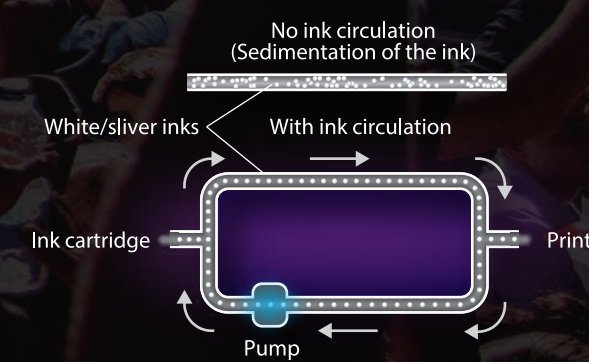
* NCU: Nozzle Check Unit



Stable printing using the ink circulation system - MCT*

MCT is a standard feature included to effectively avoid the settling of white and silver pigments in the ink lines by regularly circulating the ink. It prevents print troubles and enables stable output from the start of operation. In addition, MCT contributes to reduction of ink waste, thereby supporting environmentally and economically friendly applications.

* MCT is only available for white and silver inks. (MCT = Mimaki Circulation Technology)



Reliable ink supply system

UISS*

The CJV300 is equipped with a 2-ink cartridge per color. Even if one cartridge becomes empty, ink supply continues from the other cartridge, preventing print suspension from ink end.

Non-stop ink replacement

Cartridges that are out of ink can be replaced while printing. This prevents print suspension from ink end.

MBIS III (Option)

Optional MBIS III with its large 2L ink pack enables continuous printing at a reduced operational cost.

* UISS is compatible only with the CMYK ink set.