

ROLA·CASE
MULTIPLE STORAGE SYSTEMS



ROLA·Shelf
VEHICLE STORAGE SYSTEMS

PRODUCT GUIDE
EDITION 6



**AUSTRALIAN MADE
AND OWNED**



Once a pioneer, now a market leader. With RolaCase & RolaShelf - you will have peace of mind.

Founded in 1982 by an electrician in Sydney, Australia. From humble beginnings; with the idea and willingness to think outside the box and through great attention to detail, our first RolaCase was born. Although our brand and product offering has evolved and grown over the years; our core values remain the same, to provide a quality product and superior customer service.

Let our experience work for you. Our strong reputation in the industry is matched only by our resolve to offer the highest quality products that are backed by our industry-leading warranty.



EARLY GENERATION ROLACASE



1980'S NEWSPAPER ARTICLE ON THE ROLACASE PRODUCT



EARLY GENERATION ROLASHELF & ROLACASE ACCESSORIES

GOING STRONG SINCE 1982

**40+ YEARS
IN THE BUSINESS**



BACKED BY OUR
LEADING WARRANTY



PREMIUM QUALITY
ASSURANCE



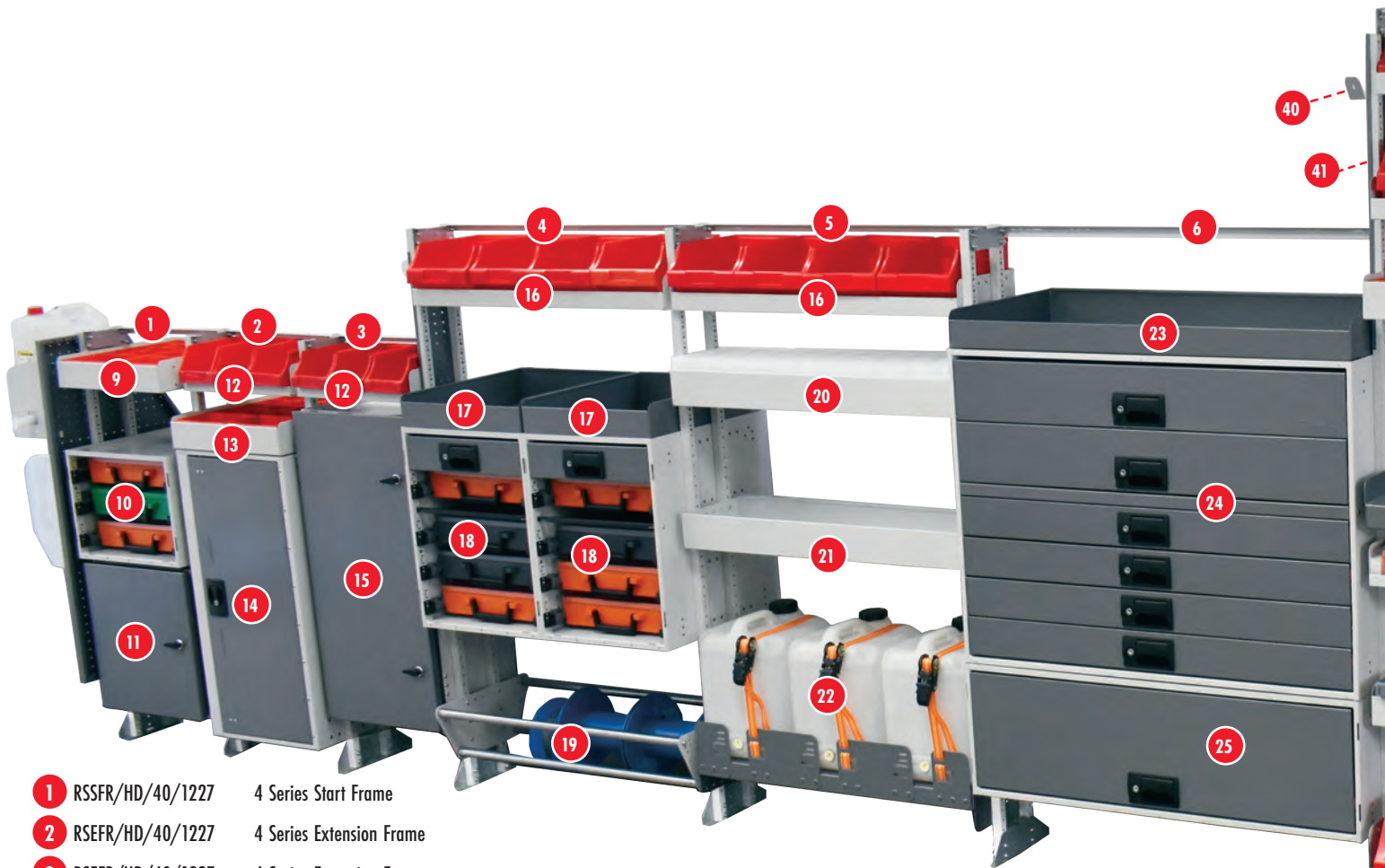
AUSTRALIAN
MADE AND OWNED



**EXPERTS
IN
FLEET
MANAGEMENT**

**CUSTOMER SERVICE IS AT OUR
CORE, GET IN TOUCH**


(TOLL-FREE) 1300 650 719
enquiry@rolacase.com
www.rolacase.com



- 1 RSSFR/HD/40/1227 4 Series Start Frame
- 2 RSEFR/HD/40/1227 4 Series Extension Frame
- 3 RSEFR/HD/40/1227 4 Series Extension Frame
- 4 RSEFR/HD/80/1539 8 Series Extension Frame
- 5 RSEFR/HD/80/1539 8 Series Extension Frame
- 6 RSEFR/HD/100/1539 10 Series Extension Frame
- 7 RSEFR/HD/120/2006 12 Series Extension Frame
- 8 RSEFR/HD/120/2006 12 Series Extension Frame
- 9 RSSHL/49 + RP428 Floor Mount Shelf + 2x RP428 Bins
- 10 RC3DC + CASES RC3DC Empty Cabinet + 3x RolaCases
- 11 RSGAC/41.5 General Purpose Gas Cabinet
- 12 RSSHL/43 + RP25 High Mount Shelf + 3x RP25 bins
- 13 RSSHL/49 + RP428 Floor mount shelf + 2x RP428 bins
- 14 RSLBX/82 8 Series Lockable Box
- 15 RSGAC/42 Oxygen/Acetylene Gas Cabinet
- 16 RSSHL/84 + RP60 Mid Mount Shelf + 4x RP60 Bins
- 17 RCC/TT/40 2x 4 Series Cabinet Tray
- 18 RC5DC + RSBAR/80 RC5DC + 1x 401 Drawer + 4x RolaCases
- 19 RSCDH/81 8 Series Cable Drum Holder
- 20 RSSHL/84/SP + RSFIS Special Mid-Mount Shelf + Bottle Holder
- 21 RSSHL/84/SP Special Mid-Mount Shelf
- 22 RSSHL/80/3/15-20LT Fluid Storage Shelf


- 23 RCC/TT/100 10 Series Cabinet Tray
- 24 RCKIT100/10 Metal Drawer with 6x Drawers
- 25 RCKIT100/15 Metal Drawer with 1x Drawer
- 26 RSSHL/123 + RP25 High Mount Shelf + 9x RP25 Bins
- 27 RSSHL/124 + RP120 Mid Mount Shelf + 3x RP120 Bins
- 28 RSSHL/129 + RP428 Floor Mount Shelf + 6x RP428 Bins
- 29 RSWB/120 12 Series Workbench
- 30 RSSHL/127 Low Mount Shelf+ RS/127/FW + 3x RC001/CL
- 31 RSSHL/128 + RP400x200 Floor Mount Shelf + 6x RP400x200 Bins
- 32 RSSHL/126 + RP240 Floor Mount Shelf + 3x RP240 Bins + 6x RP240/D
- 33 RSLBX/122 12 Series Lockable Box
- 34 RCC/TT/40 3x 4 Series Cabinet Tray
- 35 RCKIT40/8 + RSBAR Metal Drawer with 3x Drawers
- 36 RC4DC/3D + RSBAR RC4DC/3D + 1x RC001 & 2x RC003
- 37 RCKIT40/22 + RSBAR Metal Drawer with 2x Drawers
- 38 RSFLE + RS120A Floor Mount Enclosure
- 39 RSPEP/HIRE/R High Roof End Panel - Right
- 40 RSPEP/HK End Panel Hooks
- 41 RSPEP/UNV/FT Economy End Panel





- 42 RSPEP/WBH Water Bottle Holder
- 43 RSPEP/DEB2TL Hand Cleaner & Soap
- 44 RSPEP/MH Tool Rack
- 45 RSPEP/L Left Panel Right

- A RCFAK/4 First Aid Kit - NSW
- B RCVCH Vertical Case Holder
- C RC7 Custom RC7 + 2x Deep & 4x Slim RolaCases
- D RSWB/120 Custom 12 Series Workbench + Electrical Outlets
- E 8 Series Metal Drawer RC7 with 2x RC802, 1x RC801 & 1x RC806
- F RP428 + RCMD80FIS Medium Orange Plastic Bin + Foam
- G RCWHL/DM Wheel Kit for a Dual Mobile Workstation





ROLA·CASE ROLA·Shelf

We want to simplify the customers experience and make it easier to install both the shelving and the accessories.

This simple line of shelving makes it easy for you to stock. It enables you to upfit vans faster and to put them on the road quickly.



ELECTRONICS



ROLACASES
FROM PAGE 29



CABINET KITS & ACCESSORIES
FROM PAGE 33



CUSTOM SHELVING PACKAGES



METAL DRAWERS
FROM PAGE 37



CANOPY PACKAGES

FROM PAGE 15



PRE-DESIGNED SHELVING PACKAGES

FROM PAGE 1



FLOORING

FROM PAGE 27

VEHICLE PACKAGES

WORK VAN PACKAGES	1-18
COMPACT VANS	1-2
LOW/MID ROOF SWB VANS	3-6
MID ROOF LWB VANS	7-10
HIGH ROOF LWB VANS	11-14
SERVICE TRUCK BODIES/CANOPY PACKAGES	15-18

ROLASHELF SHELVING AND VEHICLE ACCESSORIES

START FRAMES AND SPECIALISTS PRODUCTS	19-23
END PANEL AND ACCESSORIES	24
SLIDING PLATFORMS	25
VENTED GAS CABINETS	26

FLOORING

CARGO FLOORING	27-28
----------------	-------

STORAGE SOLUTIONS

ROLACASES	29-30
EMPTY CABINETS	31
DRAWER CABINETS	32
CABINET KITS	33
TROLLEYS AND DRAWER FRAMES	34
FRAME KITS	35
CABINET ACCESSORIES	36
METAL DRAWERS	37-47
MULTI-PURPOSE KITS	48

FIRST AID KITS

FIRST AID KITS	49
DESIGN YOUR FIT OUT	50



AUSTRALIAN MADE
AND OWNED

THE CARGO MANAGEMENT EXPERTS



For Vehicles:



VW Caddy
SWB/Maxi/Maxi Crew



Renault Kangoo
Compact/Maxi/MaxiCrew

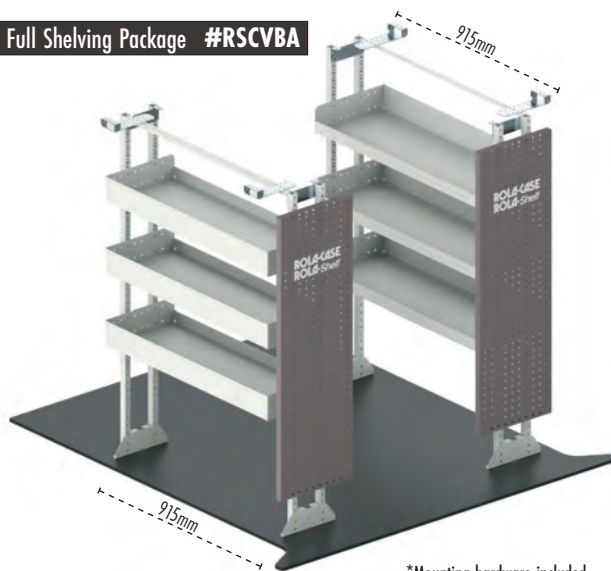
*When ordering, please supply the year,
make, and model of your vehicle

**For more vehicle-specific packages,
please go online to www.rolacase.com**



**RENAULT
KANGOO MAXI**

Full Shelving Package #RSCVBA



*Mounting hardware included

**Roof Racks, Mesh and Vapour cargo barriers available online

BASIC PACKAGE


Driver's Side

Qty	Code	Description
1	RSSF/HD/80/1227	Heavy Duty Start Frame
3	RSSL/85	Low Mount Shelf
1	RSPEP/UNV	End Panel

Passenger's Side

1	RSSF/HD/80/1227	Heavy Duty Start Frame
3	RSSL/85	Low Mount Shelf
1	RSPEP/UNV	End Panel

Full Shelving Package #RSCVGE



*Mounting hardware included

**Roof Racks, Mesh and Vapour cargo barriers available online

GENERAL PACKAGE

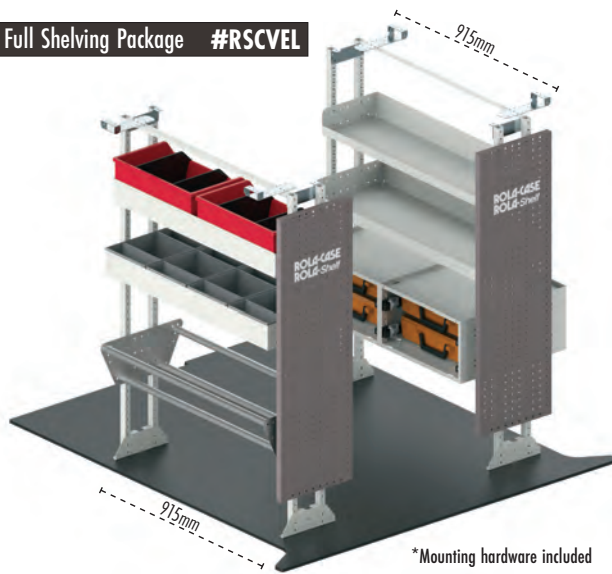
Driver's Side

Qty	Code	Description
1	RSSF/HD/80/1227	Heavy Duty Start Frame
1	RSSL/84	Mid Mount Shelf
1	RSSL/85	Low Mount Shelf
1	RSLBX/82	8 Series Lockable Box
1	RSPEP/UNV	End Panel
2	RSPEP/HK	End Panel Hooks

Passenger's Side

1	RSSF/HD/80/1227	Heavy Duty Start Frame
1	RSSL/84	Mid Mount Shelf
1	RSSL/85	Low Mount Shelf
1	RSSL/88	Floor Mount Shelf
2	RP120	Medium Red Plastic Bin
4	RP200	Medium Grey Bins + Dividers
1	RSPEP/UNV	End Panel

Full Shelving Package #RSCVEL



*Mounting hardware included

**Roof Racks, Mesh and Vapour cargo barriers available online

ELECTRICAL PACKAGE

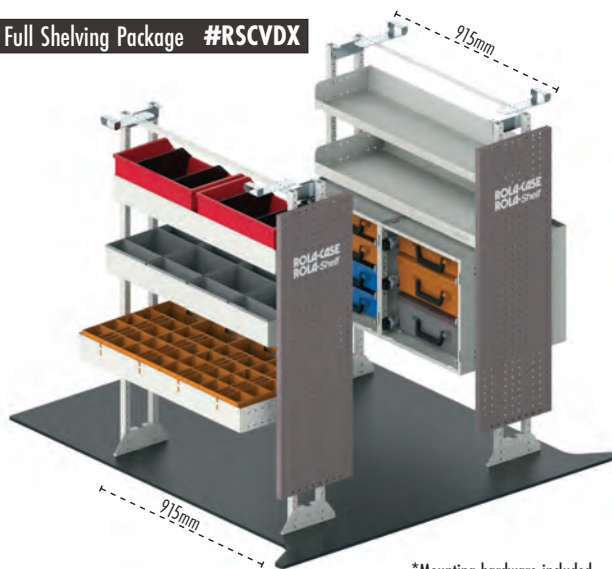
Driver's Side

Qty	Code	Description
1	RSSFR/HD/80/1227	Heavy Duty Start Frame
1	RSSHL/84	Mid Mount Shelf
1	RSSHL/85	Low Mount Shelf
2	RC2DC	Drawer Cabinet
2	RSBAR/80	8 Series Support Bar
4	RC001	RolaCase
1	RSPEP/UNV	End Panel

Passenger's Side

1	RSSFR/HD/80/1227	Heavy Duty Start Frame
1	RSSHL/84	Mid Mount Shelf
1	RSSHL/85	Low Mount Shelf
2	RP120	Large Red Plastic Bin + Dividers
4	RP200	Medium Grey Bins + Dividers
1	RSCDH/81	Cable Drum Holder
1	RSPEP/UNV	End Panel

Full Shelving Package #RSCVDX



*Mounting hardware included

**Roof Racks, Mesh and Vapour cargo barriers available online

DELUXE PACKAGE

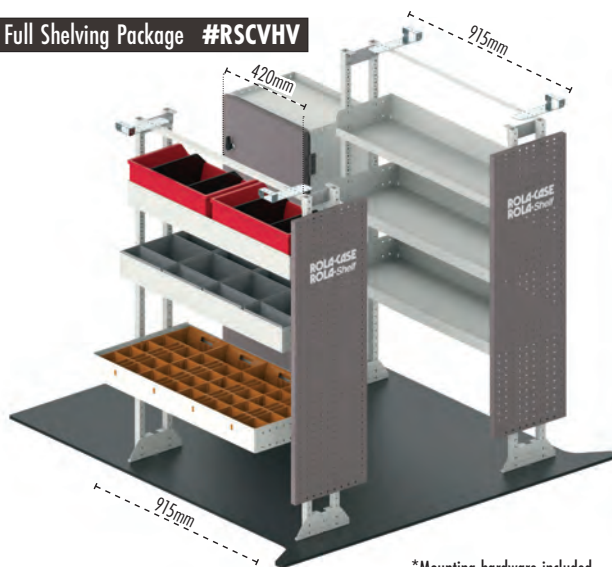
Driver's Side

Qty	Code	Description
1	RSSFR/HD/80/1227	Heavy Duty Start Frame
1	RSSHL/84	Mid Mount Shelf
1	RSSHL/85	Low Mount Shelf
1	RCSK6/C	4 RolaCase Drawer Cabinet Kit
1	RCSK7/C	3 RolaCase Drawer Cabinet Kit
2	RSBAR/80	8 Series Support Bar
1	RSPEP/UNV	End Panel

Passenger's Side

1	RSSFR/HD/80/1227	Heavy Duty Start Frame Shell
1	RSSHL/84	Mid Mount Shelf
1	RSSHL/85	Low Mount Shelf
1	RSSHL/89	Floor Mount Shelf
2	RP120	Medium Red Plastic Bin
4	RP200	Medium Grey Plastic Bin + Dividers
4	RP428	Medium Orange Plastic Bin + Dividers
1	RSPEP/UNV	End Panel

Full Shelving Package #RSCVHV



*Mounting hardware included

**Roof Racks, Mesh and Vapour cargo barriers available online

HVAC PACKAGE

Driver's Side

Qty	Code	Description
1	RSSFR/HD/80/1227	Heavy Duty Start Frame
1	RSSHL/84	Mid Mount Shelf
2	RSSHL/85	Low Mount Shelf
1	RSGAC/42	Vented Gas Cabinet
1	RSPEP/UNV	End Panel

Passenger's Side

1	RSSFR/HD/80/1227	Heavy Duty Start Frame
1	RSSHL/84	Mid Mount Shelf
1	RSSHL/85	Low Mount Shelf
1	RSSHL/89	Floor Mount Shelf
2	RP120	Medium Red Plastic Bin
4	RP200	Medium Grey Plastic Bin + Dividers
4	RP428	Medium Orange Bin + Dividers
1	RSPEP/UNV	End Panel



For Vehicles:



Hyundai iLoad / Crew*



Ford Transit Custom SWB



Renault Trafic SWB



Mitsubishi Express SWB



VW Transporter SWB



Mercedes Benz Vito SWB



LDV V80 SWB *LOW ROOF*



LDV G10

*Hyundai Crew will only need the drivers and passengers side bay of shelving, not the front drivers bay

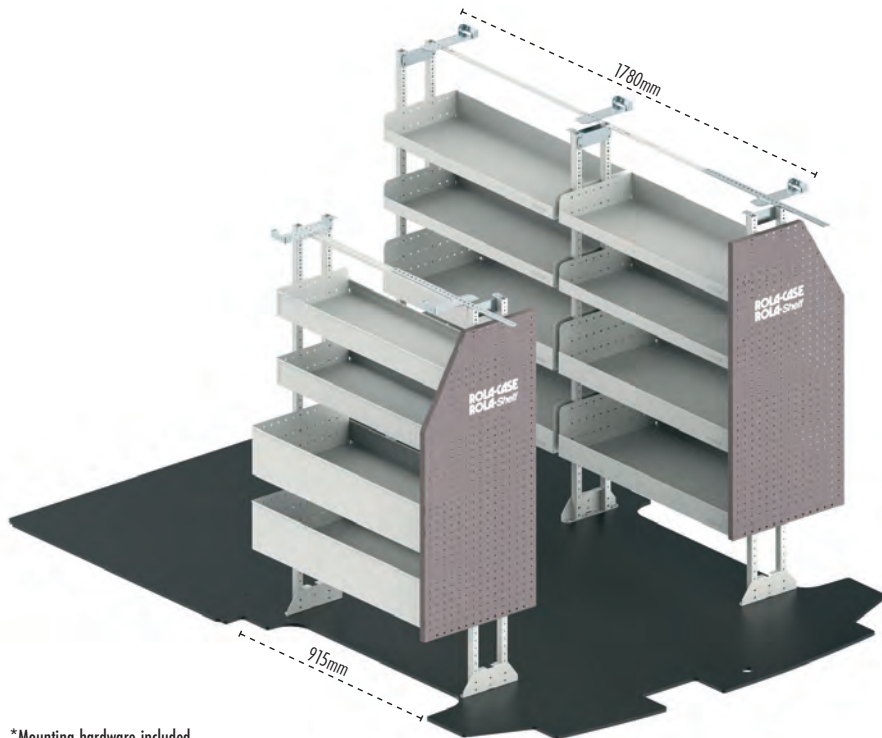
*When ordering, please supply the year, make, and model of your vehicle



**CUSTOM
DRAWERS
AVAILABLE**

FITTED FORD TRANSIT CUSTOM SWB

**For more vehicle-specific packages,
please go online to www.rolacase.com**



*Mounting hardware included

**Roof Racks, Mesh and Vapour cargo barriers available online

Full Shelving Package #RSSWBBA

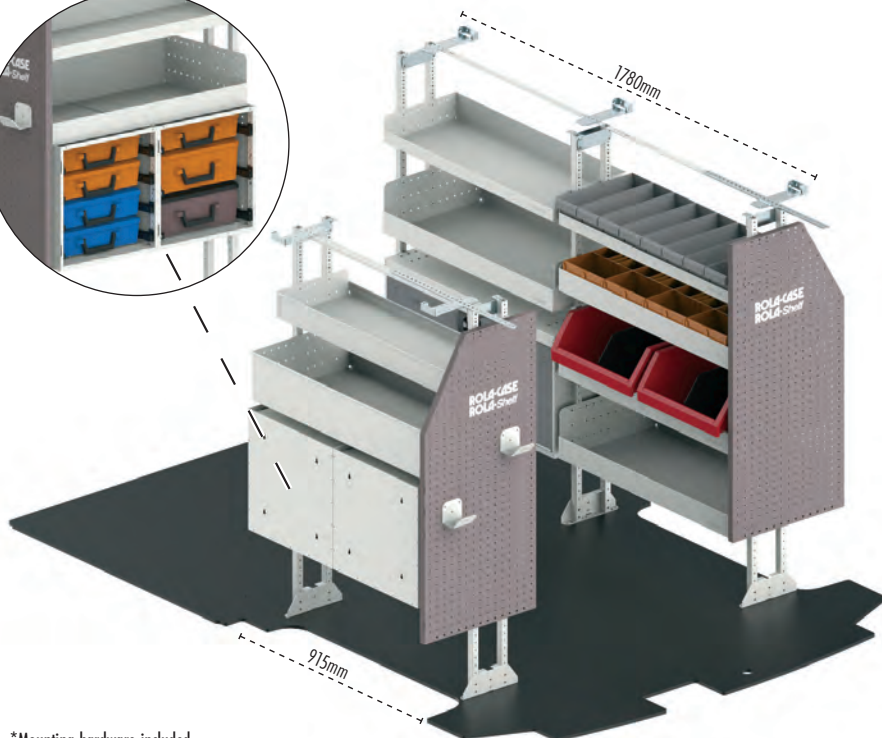
BASIC PACKAGE

Driver's Side

Qty Code	Description
1 RSSFR/HD/80/X	Heavy Duty Start Frame
1 RSEFR/HD/80/X	Heavy Duty Extension Frame
4 RSSHL/85	Low Mount Shelf
4 RSSHL/86	Floor Mount Shelf
1 RSPEP/R	Right End Panel

Passenger's Side

1 RSSFR/HD/80/X	Heavy Duty Start Frame
2 RSSHL/85	Low Mount Shelf
2 RSSHL/86	Floor Mount Shelf
1 RSPEP/L	Left End Panel



*Mounting hardware included

**Roof Racks, Mesh and Vapour cargo barriers available online

Full Shelving Package #RSSWBGE

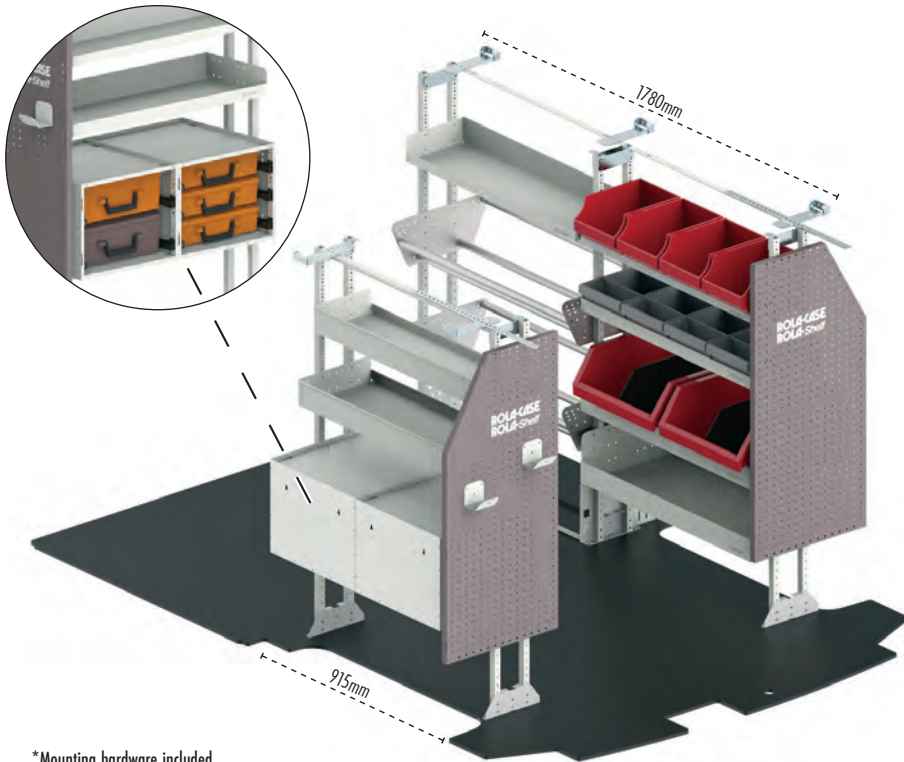
GENERAL PACKAGE

Driver's Side

Qty Code	Description
1 RSSFR/HD/80/X	Heavy Duty Start Frame
1 RSEFR/HD/80/X	Heavy Duty Extension Frame
2 RSSHL/85	Low Mount Shelf
8 RP100	Small Grey Plastic Bin
3 RSSHL/86	Floor Mount Shelf
2 RP240	Large Red Plastic Bin
1 RSSHL/89	Floor Mount Shelf
4 RP428	Medium Orange Plastic Bin + Dividers
1 RSLBX/82	8 Series Lockable Box
1 RSPEP/R	Right End Panel

Passenger's Side

1 RSSFR/HD/80/X	Heavy Duty Start Frame
1 RSSHL/85	Low Mount Shelf
1 RSSHL/86	Floor Mount Shelf
1 RCSK6/C	4 Drawer Cabinet Kit
1 RCSK7/C	3 Drawer Cabinet Kit
2 RSBAR/80	8 Series Support Bar
1 RSPEP/L	Left End Panel
2 RSPEP/HK	End Panel Hooks



*Mounting hardware included

** Roof Racks, Mesh and Vapour cargo barriers available online

Full Shelving Package #RSSWBEL

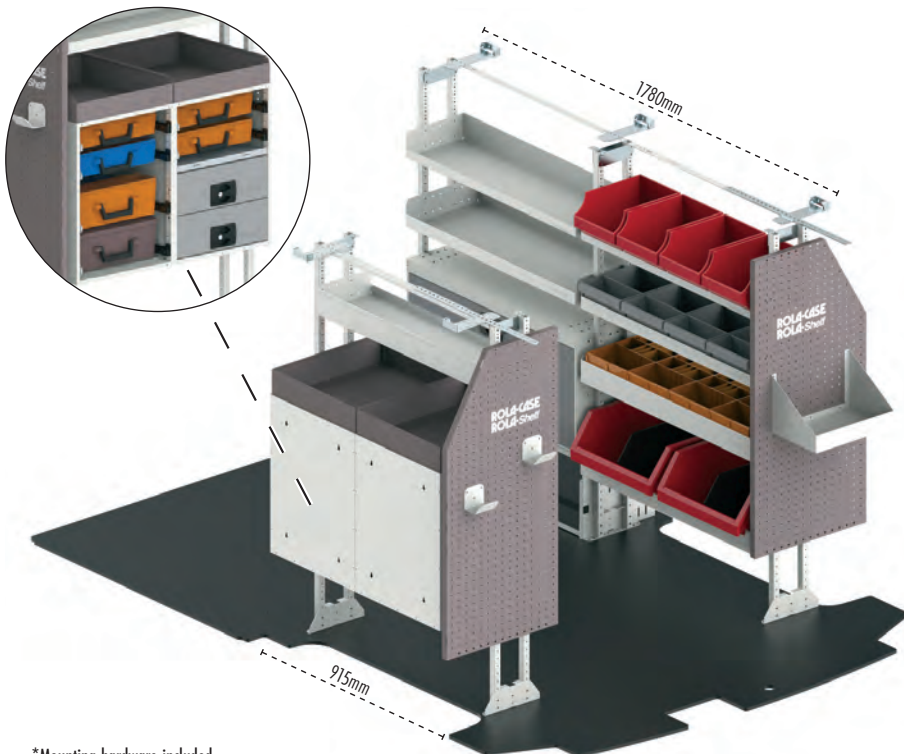
ELECTRICAL PACKAGE

Driver's Side

Qty	Code	Description
1	RSSF/HD/80/X	Heavy Duty Start Frame
1	RSEFR/HD/80/X	Heavy Duty Extension Frame
2	RSSHL/84	Mid Mount Shelf
4	RP60	Medium Red Plastic Bin
1	RSSHL/85	Low Mount Shelf
4	RP200	Medium Grey Plastic Bin + Dividers
2	RSSHL/86	Floor Mount Shelf
2	RP240	Large Red Plastic Bin
2	RSCDH/81	Cable Drum Holder
1	RSFLE + RS840A	Floor Mount Enclosure
1	RSPEP/R	Right End Panel

Passenger's Side

1	RSSF/HD/80/X	Heavy Duty Start Frame
1	RSSHL/84	Mid Mount Shelf
1	RSSHL/85	Low Mount Shelf
1	RCSK2/C	3 Drawer Cabinet Kit
1	RCSK3/C	2 Drawer Cabinet Kit
2	RSBAR/80	8 Series Support Bar
1	RSPEP/L	Left End Panel
2	RSPEP/HK	End Panel Hooks



*Mounting hardware included

**Roof Racks, Mesh and Vapour cargo barriers available online

Full Shelving Package #RSSWBDX

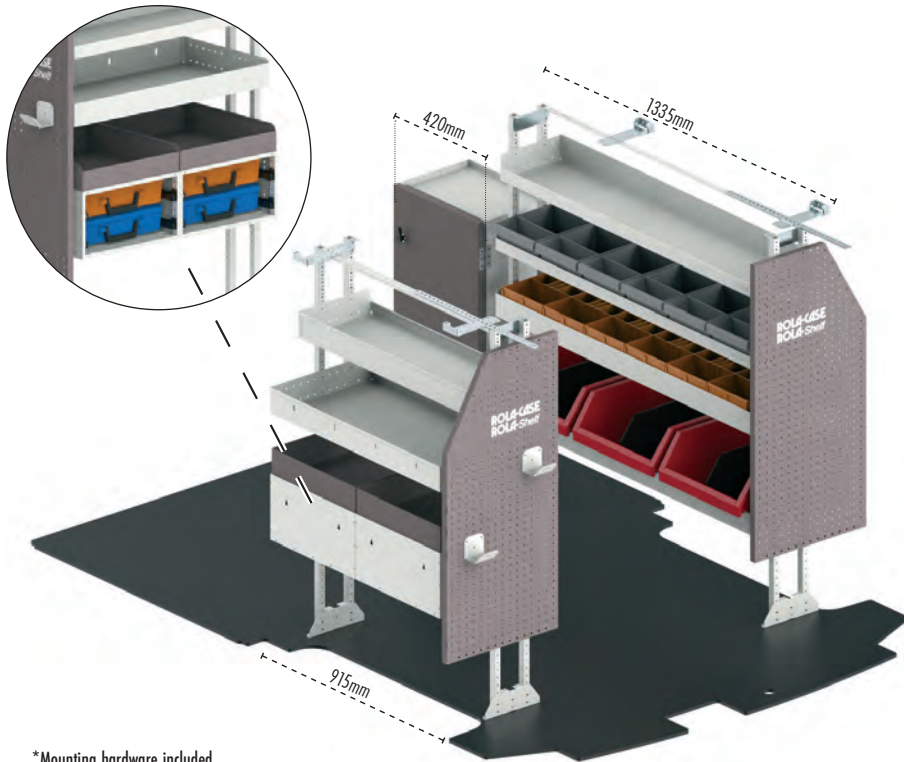
DELUXE PACKAGE

Driver's Side

Qty	Code	Description
1	RSSF/HD/80/X	Heavy Duty Start Frame
1	RSEFR/HD/80/X	Heavy Duty Extension Frame
2	RSSHL/84	Mid Mount Shelf
4	RP60	Medium Red Plastic Bin
2	RSSHL/85	Low Mount Shelf
4	RP200	Medium Grey Plastic Bin + Dividers
1	RSSHL/89	Floor Mount Shelf
4	RP428	Medium Orange Bin + Dividers
1	RSSHL/86	Floor Mount Shelf
2	RP240	Large Red Plastic Bin
1	RSLBX/82	8 Series Lockable Box
1	RSFLE + RS840A	Floor Mount Enclosure
1	RSPEP/R	Right End Panel
1	RSPEP/TY	Tool Tray Holder

Passenger's Side

1	RSSF/HD/80/X	Heavy Duty Start Frame
1	RSSHL/84	Mid Mount Shelf
2	RCC/TT/40	Cabinet Tray
1	RCKIT40/14	4 Drawer Metal Drawer
1	RCSK5/C	4 Drawer Cabinet Kit
2	RSBAR/80	8 Series Support Bar
1	RSPEP/L	Left End Panel
2	RSPEP/HK	Tool Tray Holder



*Mounting hardware included

**Roof Racks, Mesh and Vapour cargo barriers available online

Full Shelving Package #RSSWBHV

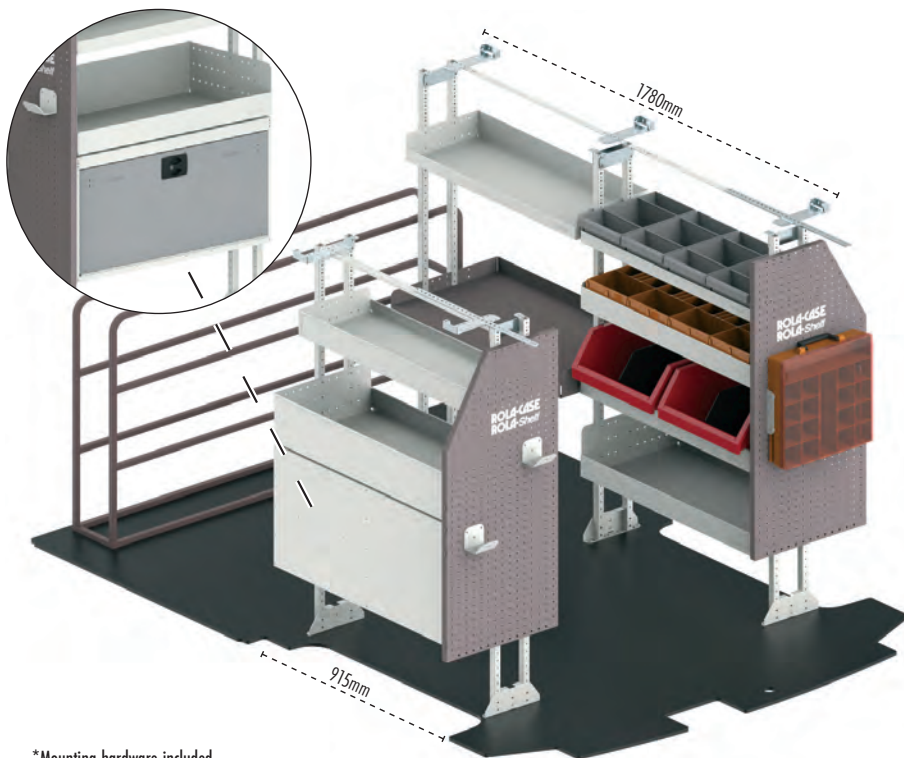
HVAC PACKAGE

Driver's Side

Qty	Code	Description
1	RSSFR/HD/120/X	Heavy Duty Start Frame
2	RSSHL/125	Low Mount Shelf
6	RP200	Medium Grey Plastic Bin + Dividers
1	RSSHL/129	Floor Mount Shelf
6	RP428	Medium Orange Plastic Bin + Dividers
1	RSSHL/126	Floor Mount Shelf
3	RP240	Large Red Bin
1	RSPEP/R	Right End Panel
1	RSGAC/42	Vented Gas Cabinet

Passenger's Side

1	RSSFR/HD/80/X	Heavy Duty Start Frame
1	RSSHL/85	Mid Mount Shelf
1	RSSHL/89	Floor Mount Shelf
2	RCC/TT/40	Cabinet Tray
2	RCSK1/C	2 Drawer Cabinet Kit
2	RSBAR/80	8 Series Support Bar
1	RSPEP/L	Left End Panel
2	RSPEP/HK	End Panel Hooks



*Mounting hardware included

**Roof Racks, Mesh and Vapour cargo barriers available online

Full Shelving Package #RSSWBSV

SERVICE PACKAGE

Driver's Side

Qty	Code	Description
1	RSSFR/HD/80/X	Heavy Duty Start Frame
1	RSEFR/HD/80/X	Heavy Duty Extension Frame
2	RSSHL/85	Low Mount Shelf
4	RP200	Medium Grey Plastic Bin + Dividers
1	RSSHL/89	Floor Mount Shelf
4	RP428	Medium Orange Bin + Dividers
2	RSSHL/86	Floor Mount Shelf
2	RP240	Large Red Plastic Bin
1	RSWB/80	Work Bench
1	RSPEP/R	Right End Panel
1	RCVCH	End Panel Case Holder
1	RC001/CL	RolaCase
1	FRAME GUARD	Sign Holder

Passenger's Side

1	RSSFR/HD/80/X	Heavy Duty Start Frame Shell
1	RSSHL/85	Low Mount Shelf
1	RSSHL/86	Floor Mount Shelf
1	RSLBX/82	Lockable Box
1	RSPEP/L	Left End Panel
2	RSPEP/HK	End Panel Hooks



For Vehicles:



Toyota HiAce LWB*



Ford Transit Custom LWB



Renault Trafic LWB



LDV V80 MID/HIGH ROOF



Renault Master SWB



Mercedes Benz Vito LWB



Mitsubishi Express LWB



Mercedes Benz Sprinter SWB

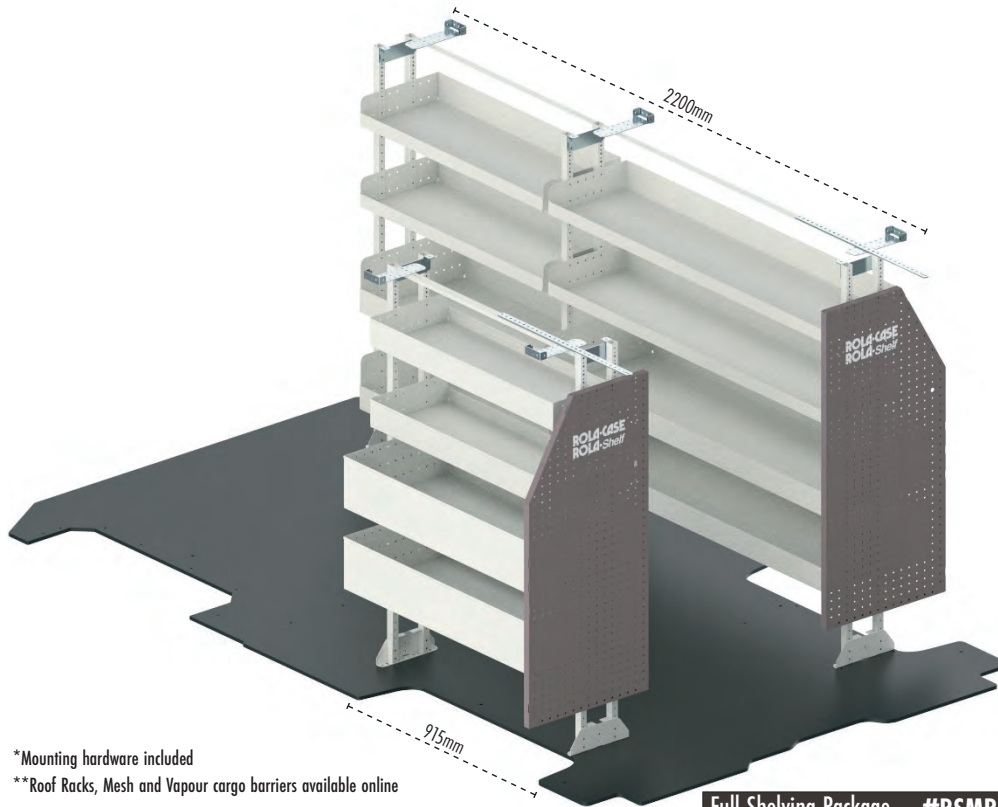
Toyota HiAce LWB 2019+
Model 8+10 series (1950mm)
configuration on Driver's Side
& 10 Series (1085mm) on
Passenger's Side, posts will be
1227 not 1539

*When ordering, please supply the year,
make, and model of your vehicle



FITTED MITSUBISHI EXPRESS LWB

For more vehicle-specific packages,
please go online to www.rolacase.com



*Mounting hardware included

**Roof Racks, Mesh and Vapour cargo barriers available online

Full Shelving Package #RSMRLBA

BASIC PACKAGE

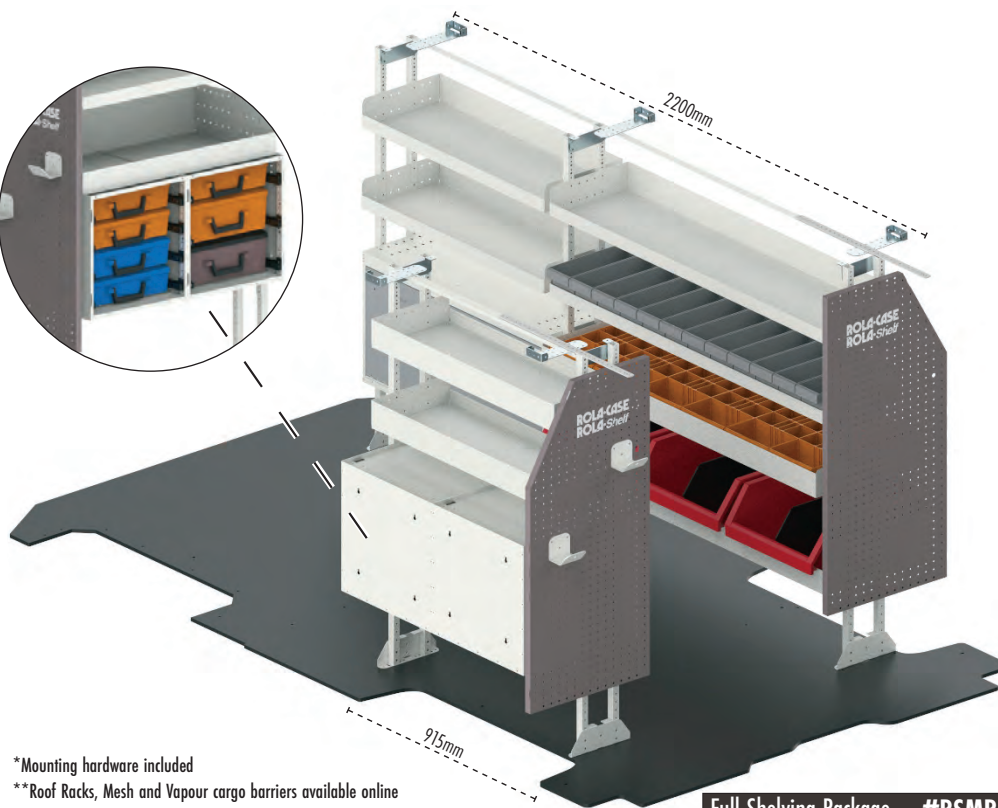
Driver's Side

Qty Code

1	RSSFR/HD/80/X	Heavy Duty Start Frame
1	RSEFR/HD/120/X	Heavy Duty Extension Frame
2	RSSHL/85	Low Mount Shelf
2	RSSHL/86	Floor Mount Shelf
2	RSSHL/125	Low Mount Shelf
2	RSSHL/126	Floor Mount Shelf
1	RSPEP/R	Right End Panel

Passenger's Side

1	RSSFR/HD/80/X	Heavy Duty Start Frame
2	RSSHL/85	Low Mount Shelf
2	RSSHL/86	Floor Mount Shelf
1	RSPEP/L	Left End Panel



*Mounting hardware included

**Roof Racks, Mesh and Vapour cargo barriers available online

Full Shelving Package #RSMRLGE

GENERAL PACKAGE

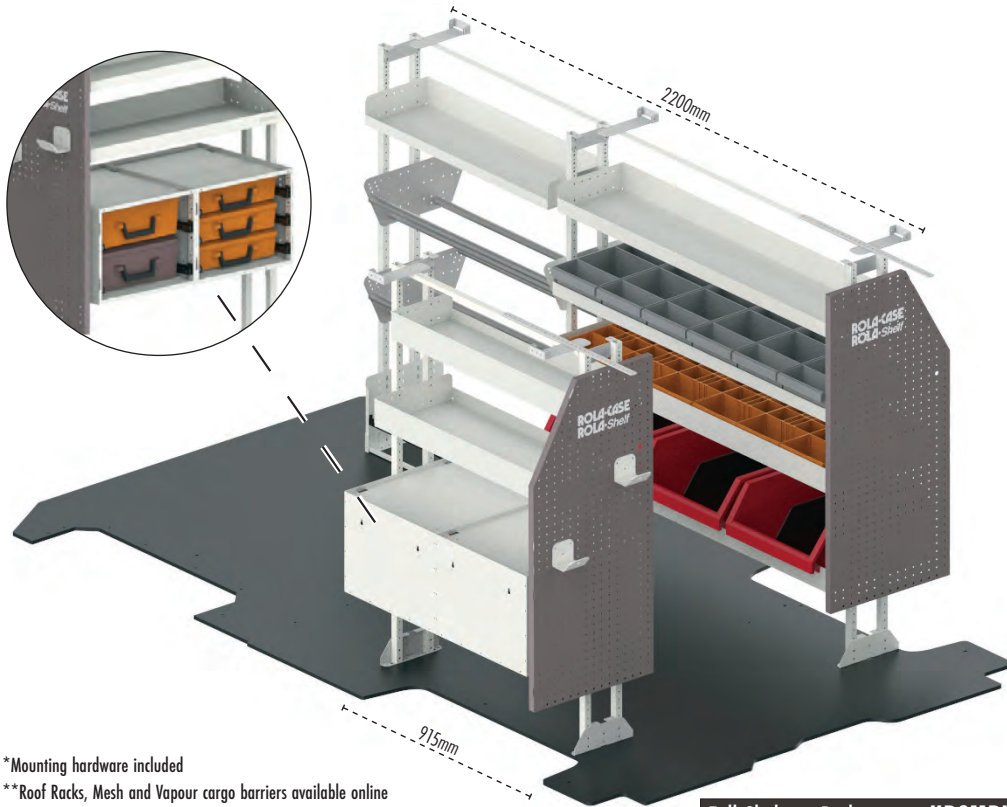
Driver's Side

Qty Code

1	RSSFR/HD/80/X	Heavy Duty Start Frame
1	RSEFR/HD/120/X	Heavy Duty Extension Frame
2	RSSHL/85	Low Mount Shelf
1	RSLBX/82	8 Series Lockable Box
2	RSSHL/125	Low Mount Shelf
1	RSSHL/129	Floor Mount Shelf
1	RSSHL/126	Floor Mount Shelf
12	RP100	Small Plastic Grey Bin
6	RP428	Medium Orange Bin With Dividers
3	RP240	Extra Large Red Plastic Bin
1	RSPEP/R	Right End Panel

Passenger's Side

1	RSSFR/HD/80/X	Heavy Duty Start Frame
2	RSSHL/85	Low Mount Shelf
1	RCSK7/C	3 Drawer RolaCase Cabinet Kit
1	RCSK6/C	4 Drawer RolaCase Cabinet Kit
2	RSBAR/80	8 Series Support Bar
1	RSPEP/L	Left End Panel
2	RSPEP/HK	End Panel Hooks



*Mounting hardware included

**Roof Racks, Mesh and Vapour cargo barriers available online

Full Shelving Package #RSMRLEL

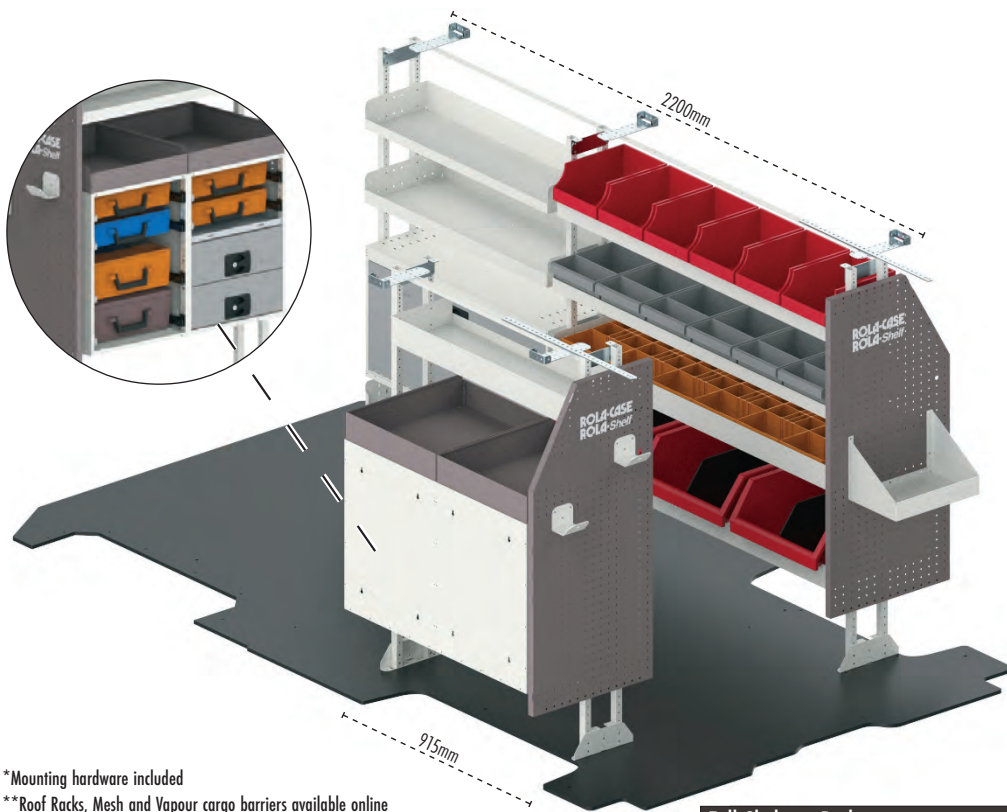
ELECTRICAL PACKAGE

Driver's Side

Qty Code	Description
1 RSSFR/HD/80/X	Heavy Duty Start Frame
1 RSEFR/HD/120/X	Heavy Duty Extension Frame
1 RSSHL/84	Mid Mount Shelf
2 RSCDH/81	Cable Drum Holder
1 RSFLE+RS840A	Floor Mount Enclosure
1 RSSHL/124	Mid Mount Shelf
1 RSSHL/125	Low Mount Shelf
1 RSSHL/129	Floor Mount Shelf
1 RSSHL/126	Floor Mount Shelf
6 RP200	Medium Grey Plastic Bin + Dividers
6 RP428	Medium Orange Plastic Bin + Dividers
3 RP240	Large Red Plastic Bin + Dividers
1 RSPEP/R	Right End Panel

Passenger's Side

1 RSSFR/HD/80/X	Heavy Duty Start Frame Shell
1 RSSHL/84	Mid Mount Shelf
1 RSSHL/85	Low Mount Shelf
1 RCSK3/C	2 Drawer Cabinet Kit
1 RCSK2/C	3 Drawer Cabinet Kit
2 RSBAR/80	8 Series Support Bar
1 RSPEP/L	Left End Panel
2 RSPEP/HK	End Panel Hooks



*Mounting hardware included

**Roof Racks, Mesh and Vapour cargo barriers available online

Full Shelving Package #RSMRLDX

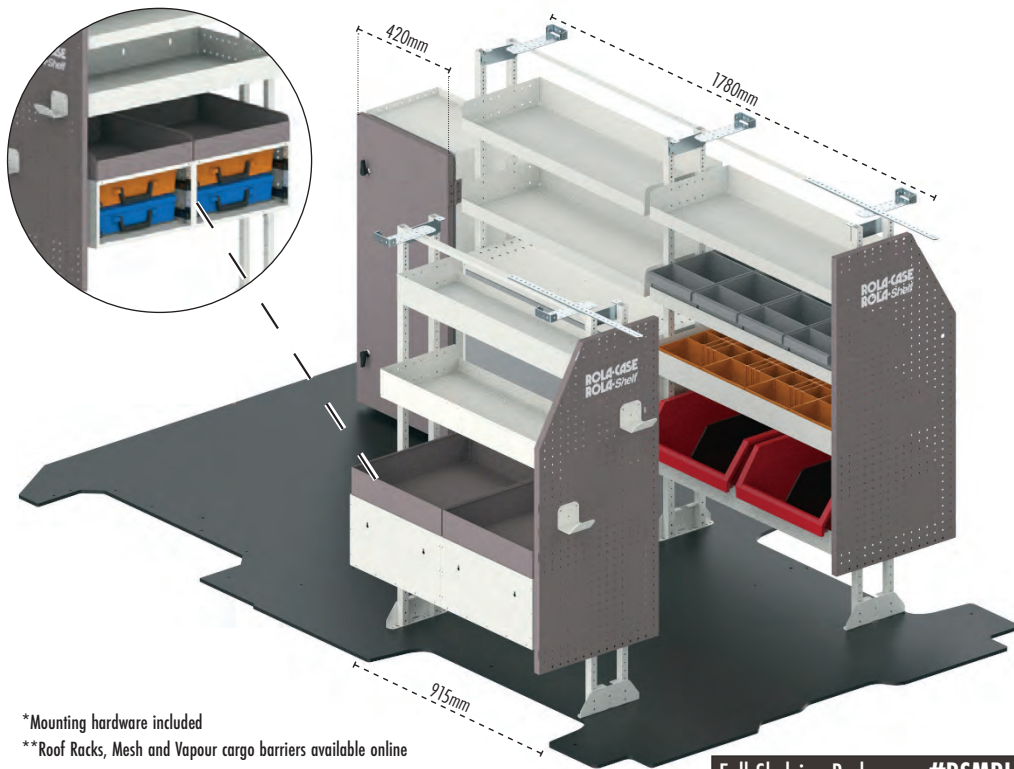
DELUXE PACKAGE

Driver's Side

Qty Code	Description
1 RSSFR/HD/80/X	Heavy Duty Start Frame
1 RSEFR/HD/120/X	Heavy Duty Extension Frame
1 RSSHL/84	Mid Mount Shelf
1 RSSHL/85	Low Mount Shelf
1 RSLBX/82	8 Series Lockable Box
1 RSFLE+RS840A	Floor Mount Enclosure
1 RSSHL/124	Mid Mount Shelf
1 RSSHL/125	Low Mount Shelf
1 RSSHL/129	Floor Mount Shelf
1 RSSHL/126	Floor Mount Shelf
6 RP60	Medium Red Plastic Bin
6 RP200	Medium Grey Plastic Bin + Dividers
6 RP428	Medium Orange Plastic Bin + Dividers
3 RP240	Extra Large Red Plastic Bin + Dividers
1 RSPEP/R	Right End Panel
1 RSPEP/TY	End Panel Tool Tray

Passenger's Side

1 RSSFR/HD/80/X	Heavy Duty Start Frame
1 RSSHL/84	Mid Mount Shelf
2 RCC/TT/40	Cabinet Tray
1 RCSK5/C	4 Drawer Cabinet Kit
1 RCKIT40/14	4 Drawer Cabinet Kit
2 RSBAR/80	8 Series Support Bar
1 RSPEP/L	Left End Panel
2 RSPEP/HK	End Panel Hooks



*Mounting hardware included

**Roof Racks, Mesh and Vapour cargo barriers available online

Full Shelving Package #RSMRLHV

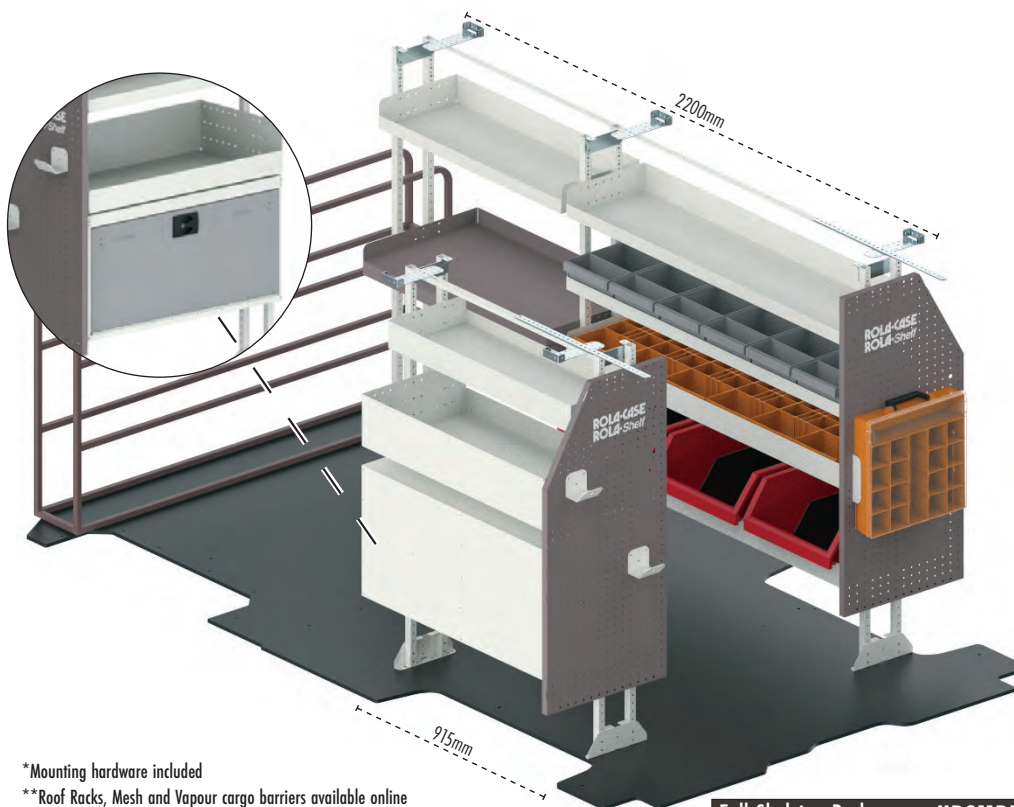
HVAC PACKAGE

Driver's Side

Qty	Code	Description
1	RSSF/HD/80/X	Heavy Duty Start Frame
1	RSEFR/HD/80/X	Heavy Duty Extension Frame
1	RSGAC/42	Oxygen/Acetylene Gas Cabinet
4	RSSL/85	Low Mount Shelf
1	RSSL/89	Floor Mount Shelf
1	RSSL/86	Floor Mount Shelf
1	RSLBX/82	8 Series Lockable Box
4	RP200	Medium Grey Plastic Bin + Dividers
4	RP428	Medium Orange Plastic Bin + Dividers
2	RP240	Extra Large Red Plastic Bin
1	RSPEP/R	Right End Panel

Passenger's Side

1	RSSF/HD/80/X	Heavy Duty Start Frame
1	RSSL/84	Mid Mount Shelf
1	RSSL/85	Low Mount Shelf
2	RCC/TT/40	Cabinet Tray
2	RCSK1/C	2 Drawer Cabinet Kit
2	RSBAR/80	8 Series Support Bar
1	RSPEP/L	Left End Panel
2	RSPEP/HK	End Panel Hooks



*Mounting hardware included

**Roof Racks, Mesh and Vapour cargo barriers available online

Full Shelving Package #RSMRLSV

SERVICE PACKAGE

Driver's Side

Qty	Code	Description
1	RSSF/HD/80/X	Heavy Duty Start Frame
1	RSEFR/HD/120/X	Heavy Duty Extension Frame
1	RSSL/85	Low Mount Shelf
1	RSWB/80	Work Bench
2	RSSL/125	Low Mount Shelf
1	RSSL/129	Floor Mount Shelf
1	RSSL/126	Floor Mount Shelf
6	RP200	Medium Grey Plastic Bin + Dividers
6	RP428	Large Orange Plastic Bin + Dividers
3	RP240	Extra Large Red Plastic Bin
1	FRAME GUARD	Sign Holder
1	RSPEP/R	Right End Panel
1	RCVCH	Vertical Case Holder
1	RC001/CL	RolaCase with Clear Lid

Passenger's Side

1	RSSF/HD/80/1539	Heavy Duty Start Frame
1	RSSL/85	Low Mount Shelf
1	RSSL/86	Floor Mount Shelf
1	RSLBX/82	8 Series Lockable Box
1	RSPEP/L	Left End Panel
2	RSPEP/HK	End Panel Hooks

For Vehicles:



Renault Master
MWB/LWB/ELWB

Ford Transit
LWB/Jumbo

MB Sprinter
MWB/LWB/ELWB




VW Crafter
MWB/LWB

Iveco Daily
35-S/50-C/70-C

LDV V80 LWB

LDV Deliver 9

*When ordering, please supply the year, make, and model of your vehicle



**ELECTRONICS
AVAILABLE**



FITTED FORD TRANSIT

**For more vehicle-specific packages,
please go online to www.rolacase.com**


BASIC PACKAGE

Driver's Side

Qty	Code	Description
1	RSSFR/HD/120/2006	Heavy Duty Start Frame
1	RSEFR/HD/120/2006	Heavy Duty Extension Frame
2	RSSHL/124	Mid Mount Shelf
2	RSSHL/125	Low Mount Shelf
4	RSSHL/126	Floor Mount Shelf
1	RSPEP/MDRF/R	Right Mid Roof End Panel

Passenger's Side

1	RSSFR/HD/120/2006	Heavy Duty Start Frame
1	RSSHL/124	Mid Mount Shelf
1	RSSHL/125	Low Mount Shelf
2	RSSHL/126	Floor Mount Shelf
1	RSPEP/MDRF/L	Left Mid Roof End Panel



*Mounting hardware included

**Roof Racks, Mesh and Vapour cargo barriers available online

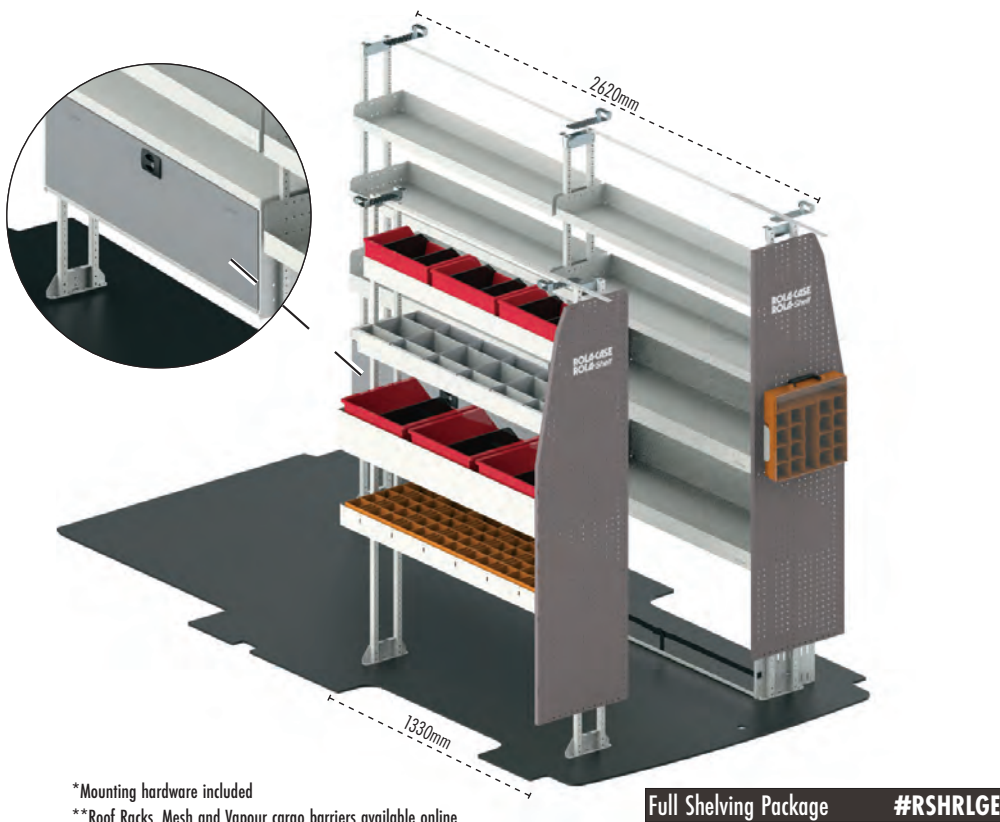
GENERAL PACKAGE

Driver's Side

Qty	Code	Description
1	RSSFR/HD/120/2006	Heavy Duty Start Frame
1	RSEFR/HD/120/2006	Heavy Duty Extension Frame
2	RSSHL/124	Mid Mount Shelf
2	RSSHL/125	Low Mount Shelf
3	RSSHL/126	Floor Mount Shelf
1	RSLBX/122	12 Series Lockable Box
1	RSFLE + RS120A	Floor Mount Enclosure
1	RCVCH	Vertical Case Holder
1	RC001/CL	RolaCase With Clear Lid
1	RSPEP/MDRF/R	Right Mid Roof End Panel

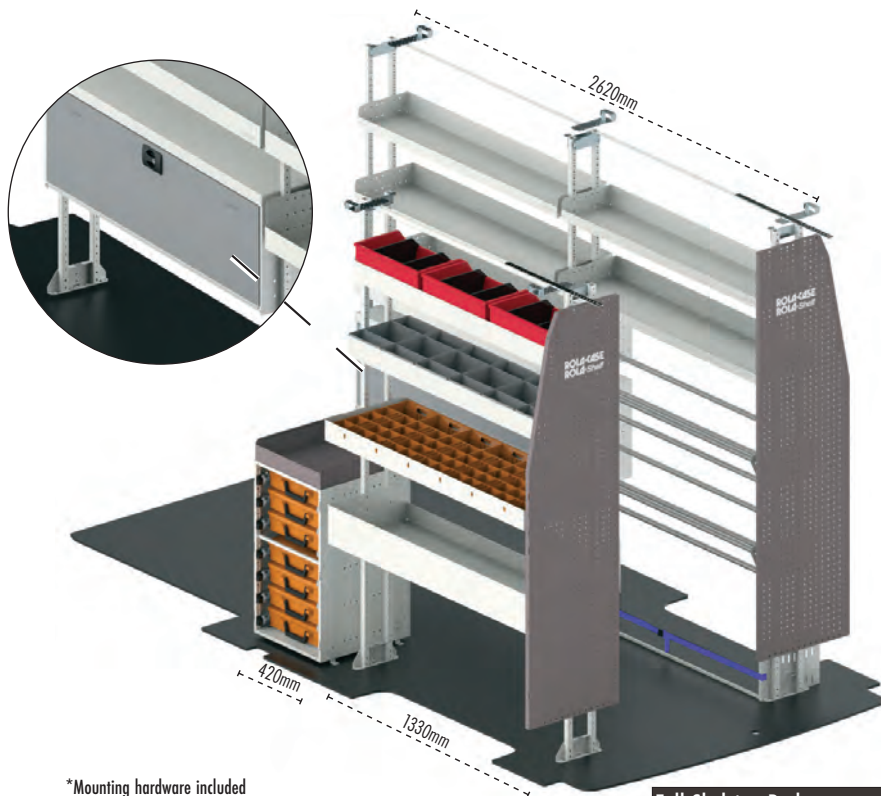
Passenger's Side

1	RSSFR/HD/120/2006	Heavy Duty Start Frame
1	RSSHL/124	Mid Mount Shelf
3	RP120	Medium Red Plastic Bin
1	RSSHL/125	Low Mount Shelf
6	RP200	Grey Medium Plastic Bin + Dividers
1	RSSHL/126	Floor Mount Shelf
3	RP240	Large Red Plastic Bin
1	RSSHL/129	Floor Mount Shelf
6	RP428	Medium Orange Plastic Bin + Dividers
1	RSPEP/MDRF/L	Left Mid Roof End Panel



*Mounting hardware included

**Roof Racks, Mesh and Vapour cargo barriers available online



Full Shelving Package #RSHRLEL

*Mounting hardware included

**Roof Racks, Mesh and Vapour cargo barriers available online

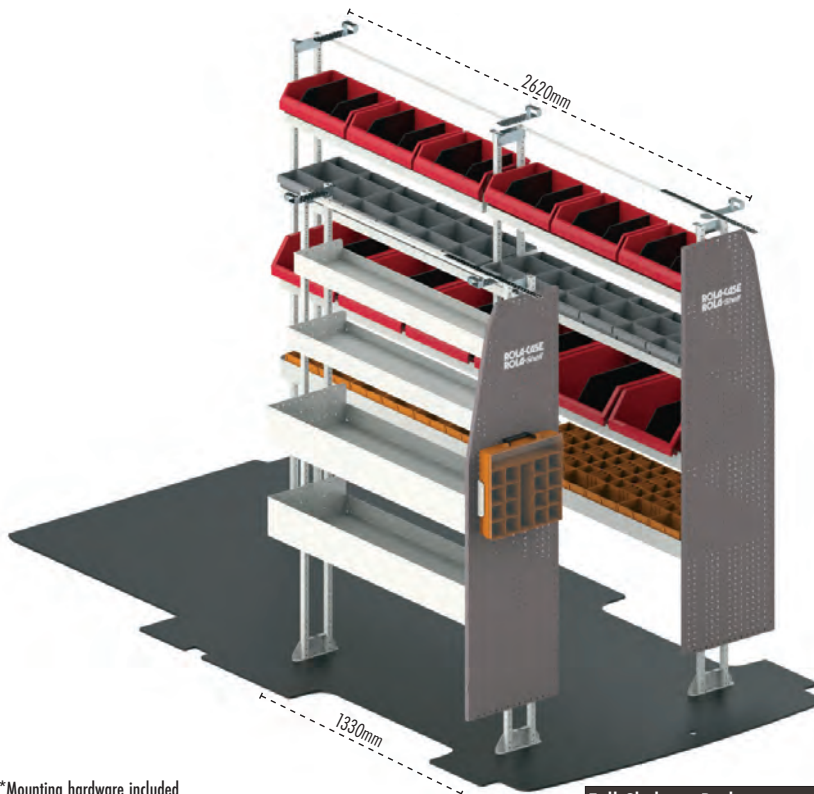
ELECTRICAL PACKAGE

Driver's Side

Qty	Code	Description
1	RSSF/HD/120/2006	Heavy Duty Start Frame
1	RSEFR/HD/120/2006	Heavy Duty Extension Frame
2	RSSH/124	Mid Mount Shelf
2	RSSH/125	Low Mount Shelf
1	RSSH/126	Floor Mount Shelf
1	RSLBX/122	T2 Series Lockable Box
2	RSCDH/121	Cable Drum Holder
1	RSFLE + RS120A	Floor Mount Enclosure
1	RSPEP/MDRF/R	Right Mid Roof End Panel

Passenger's Side

1	RSSF/HD/120/2006	Heavy Duty Start Frame
1	RSSH/124	Mid Mount Shelf
3	RP120	Red Medium Plastic Bin + Dividers
1	RSSH/125	Low Mount Shelf
6	RP200	Grey Medium Plastic Bin + Dividers
1	RSSH/126	Floor Mount Shelf
1	RSSH/129	Floor Mount Shelf
6	RP428	Medium Orange Plastic Bin + Dividers
1	RSPEP/MDRF/L	Left Mid Roof End Panel
1	RCSK8/C	7 Drawer Cabinet Kit
1	RCC/TT/40	Cabinet Tray



Full Shelving Package #RSHRLAM

*Mounting hardware included

**Roof Racks, Mesh and Vapour cargo barriers available online

AUSTRALIA'S MOST POPULAR PACKAGE

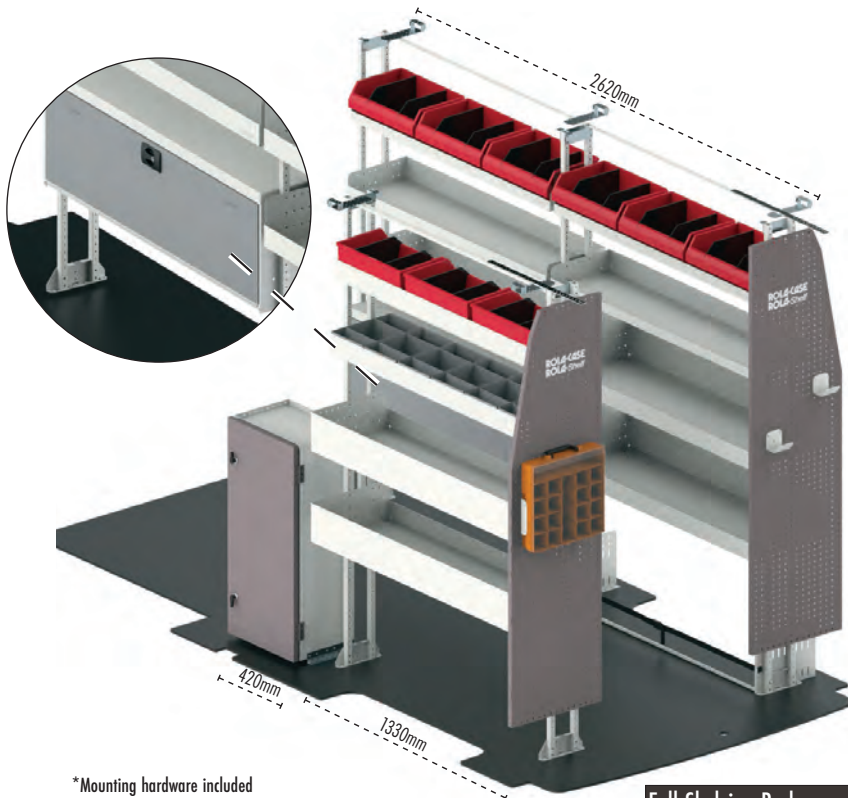
Driver's Side

Qty	Code	Description
1	RSSF/HD/120/2006	Heavy Duty Start Frame
1	RSEFR/HD/120/2006	Heavy Duty Extension Frame
2	RSSH/124	Mid Mount Shelf
6	RP120	Medium Red Plastic Bin + Dividers
2	RSSH/125	Low Mount Shelf
12	RP200	Grey Medium Plastic Bin + Dividers
2	RSSH/126	Floor Mount Shelf
6	RP240	Large Red Plastic Bin
2	RSSH/129	Floor Mount Shelf
12	RP428	Medium Orange Plastic Bin + Dividers
1	RSPEP/MDRF/R	Right Mid Roof End Panel

Passenger's Side

1	RSSF/HD/120/2006	Heavy Duty Start Frame
1	RSSH/124	Mid Mount Shelf
1	RSSH/125	Low Mount Shelf
2	RSSH/126	Floor Mount Shelf
1	RCVCH	Vertical Case Holder
1	RC001/CL	RolaCase With Clear Lid
1	RSPEP/MDRF/L	Left Mid Roof End Panel

HVAC PACKAGE



*Mounting hardware included

**Roof Racks, Mesh and Vapour cargo barriers available online

Full Shelving Package #RSHRLHV

Driver's Side

Qty	Code	Description
1	RSSFR/HD/120/2006	Heavy Duty Start Frame
1	RSEFR/HD/120/2006	Heavy Duty Extension Frame
2	RSSHL/124	Mid Mount Shelf
2	RSSHL/125	Low Mount Shelf
3	RSSHL/126	Floor Mount Shelf
1	RSLBX/122	12 Series Lockable Box
6	RP120	Red Medium Plastic Bin + Dividers
1	RSFLE + RS120A	Floor Mount Enclosure
1	RSPEP/MDRF/R	Right Mid Roof End Panel
2	RSPEP/HK	End Panel Hooks

Passenger's Side

1	RSSFR/HD/120/2006	Heavy Duty Start Frame
1	RSSHL/124	Mid Mount Shelf
3	RP120	Red Medium Plastic Bin + Dividers
1	RSSHL/125	Low Mount Shelf
6	RP200	Grey Medium Plastic Bin + Dividers
2	RSSHL/126	Floor Mount Shelf
1	RSPEP/MDRF/L	Left Mid Roof End Panel
1	RCVCH	Vertical Case Holder
1	RC001/CL	RolaCase With Clear Lid
1	RSGAC/42	Vented Gas Cabinet

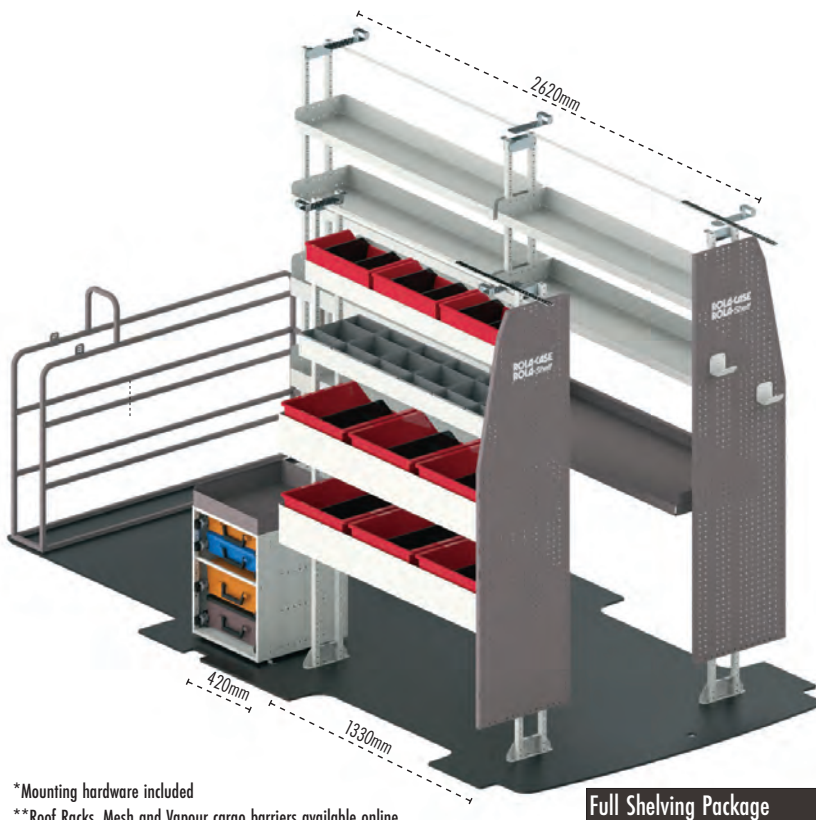
TECHNICIAN PACKAGE

Driver's Side

Qty	Code	Description
1	RSSFR/HD/120/2006	Heavy Duty Start Frame
1	RSEFR/HD/120/2006	Heavy Duty Extension Frame
2	RSSHL/124	Mid Mount Shelf
2	RSSHL/125	Low Mount Shelf
2	RSSHL/126	Floor Mount Shelf
1	RSWB/120	12 Series Work Bench
1	RSFLE + RS120A	Floor Mount Enclosure
1	RSPEP/MDRF/R	Right Mid Roof End Panel
2	RSPEP/HK	End Panel Hooks
1	FRAME GUARD	Sign Holder

Passenger's Side

1	RSSFR/HD/120/2006	Heavy Duty Start Frame
1	RSSHL/124	Mid Mount Shelf
3	RP120	Red Medium Plastic Bin + Dividers
1	RSSHL/125	Low Mount Shelf
6	RP200	Grey Medium Plastic Bin + Dividers
2	RSSHL/126	Floor Mount Shelf
6	RP240	Large Red Plastic Bin + Dividers
1	RSPEP/MDRF/L	Left Mid Roof End Panel
1	RCSK5/C	4 Drawer Cabinet Kit
1	RCC/TT/40	Cabinet Tray



*Mounting hardware included

**Roof Racks, Mesh and Vapour cargo barriers available online

Full Shelving Package #RSHRLTE

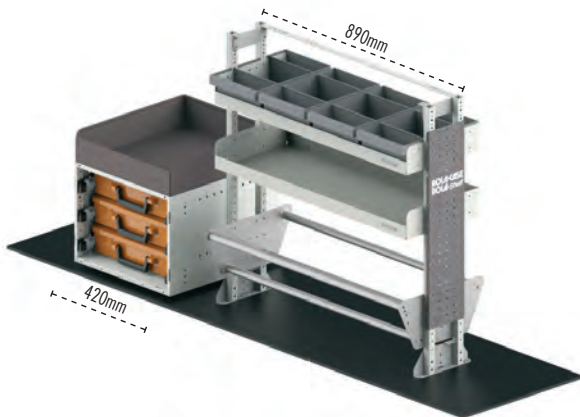


For Vehicles:

For more vehicle-specific packages,
please go online to www.rolacase.com



HVAC PACKAGE FITTED IN CANOPY



8 SERIES BASIC PACKAGE

Canopy's Side

Qty	Code	Description
1	RSSFH/HD/80/1227	Heavy Duty Start Frame
1	RSSHL/84	Mid Mount Shelf
1	RSSHL/85	Low Mount Shelf
1	RSSHL/88	Floor Mount Shelf
1	RSPEP/UNV/FT	Flat End Panel

Full Bin Package

#RSSBBA-8

8 SERIES ELECTRICAL PACKAGE

Canopy's Side

Qty	Code	Description
1	RSSFH/HD/80/1227	Heavy Duty Start Frame
4	RP200	Medium Grey Bins + Dividers
2	RSSHL/85	Low Mount Shelf
1	RSCDH/81	Cable Drum Holder
1	RSPEP/UNV/FT	Flat End Panel
1	RCSK2/C	3 RolaCase Drawer Cabinet
1	RCC/TT/40	Cabinet Tray

Full Bin Package

#RSSBEL-8

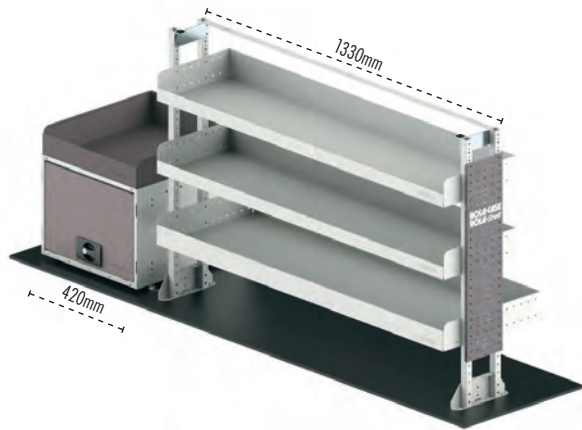
12 SERIES BASIC PACKAGE

Canopy's Side

Qty	Code	Description
1	RSSFH/HD/120/1227	Heavy Duty Start Frame
1	RSSHL/124	Mid Mount Shelf
1	RSSHL/125	Low Mount Shelf
1	RSSHL/128	Floor Mount Shelf
1	RSPEP/UNV/FT	Flat End Panel

Full Bin Package

#RSSBBA-12




12 SERIES SERVICE PACKAGE

Canopy's Side

Qty	Code	Description
1	RSSFH/HD/120/1227	Heavy Duty Start Frame
2	RSSH/125	Low Mount Shelf
1	RSSH/128	Floor Mount Shelf
1	RSPEP/UNV/FT	Flat End Panel
1	RCKIT40/20	1 Drawer RolaCase Kit
1	RCC/TT/40	Cabinet Tray

Full Bin Package

#RSSBSE-12



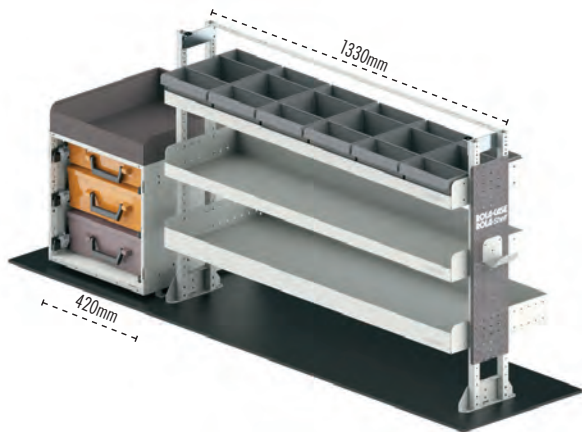
12 SERIES ELECTRICAL PACKAGE

Canopy's Side

Qty	Code	Description
1	RSSFH/HD/120/1227	Heavy Duty Start Frame
6	RP200	Medium Gray Bins + Dividers
2	RSSH/125	Low Mount Shelf
1	RSCDH/121	Cable Drum Holder
1	RSPEP/UNV/FT	Flat End Panel
1	RCKIT40/14	4 Drawer RolaCase Kit
1	RCC/TT/40	Cabinet Tray

Full Bin Package

#RSSBEL-12



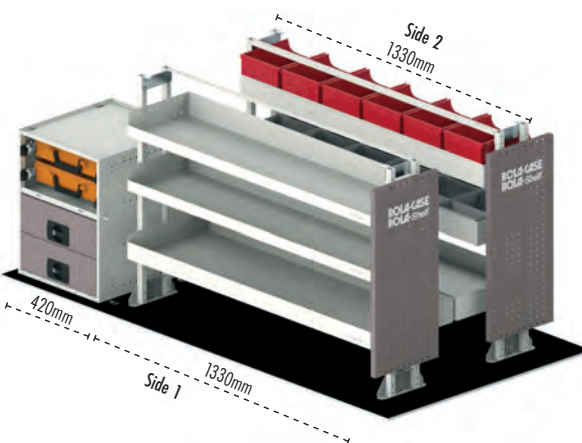
12 SERIES GENERAL PACKAGE

Canopy's Side

Qty	Code	Description
1	RSSFH/HD/120/1227	Heavy Duty Start Frame
6	RP200	Medium Grey Bins + Dividers
2	RSSH/125	Low Mount Shelf
1	RSSH/128	Floor Mount Shelf
1	RSPEP/UNV/FT	Flat End Panel
1	RSPEP/HK	End Panel Hook
1	RCSK7/C	3 RolaCases Cabinet Kit
1	RCC/TT/40	Cabinet Tray

Full Bin Package

#RSSBGE-12



12 SERIES DELUXE PACKAGE

Side 1

Qty	Code	Description
1	RSSFH/HD/120/1227	Heavy Duty Start Frame
2	RSSH/125	Low Mount Shelf
1	RSSH/128	Floor Mount Shelf
1	RCKIT40/14	4 RolaCase Drawer Cabinet
1	RSPEP/UNV	Universal End Panel

Side 2

Qty	Code	Description
1	RSSFH/HD/120/1227	Heavy Duty Start Frame
1	RSSH/124	Mid Mount Shelf
1	RSSH/125	Low Mount Shelf
1	RSSH/128	Floor Mount Shelf
6	RP60	Medium Red Plastic Bin
6	RP200	Medium Grey Plastic Bin + Dividers
1	RSPEP/UNV	Universal End Panel

Full Bin Package

#RSSBDX-12



*Different Size Gas Cabinets available refer to page 26

HVAC PACKAGE

Canopy's Side

Code	Description
2 RCSK5/C	4 RolaCases Drawer Cabinet
1 RCSK4/C	5 RolaCases Drawer Cabinet
1 RSGAC/43	Gas Cabinet ('P' Size)

Full Bin Package

#RSSB1



8 SERIES GENERAL PACKAGE

Canopy's Side

Qty Code	Description
1 RSSFR/HD/80/1227	Heavy Duty Start Frame
2 RSSHL/85	Low Mount Shelf
1 RSSHL/89	Floor Mount Shelf
8 RP200	Medium Gray Bin + Dividers
4 RP428	Medium Orange Bin + Dividers
1 RCKIT40/14	2 Metal Drawer + 2 RolaCase Drawer Cabinet Tray
1 RCC/TT/40	

Full Bin Package

#RSSB2



8 SERIES SLIDING PLATFORM PACKAGE

Canopy's Side

Qty Code	Description
1 RSSPF/1300x510	Sliding Platform
1 RSSFR/HD/80/1227	Heavy Duty Start Frame
1 RSSHL/84	Mid Mount Shelf
2 RSSHL/88	Floor Mount Shelf
1 RCSK4/C	5 RolaCases Drawer Cabinet
1 RCC/TT/40	Cabinet Tray

Full Bin Package

#RSSB3

8 SERIES DELUXE PACKAGE

Canopy's Side

Qty	Code	Description
1	RSSF/HD/80/1227	Heavy Duty Start Frame
2	RSSH/85	Low Mount Shelf
8	RP200	Medium Gray Bin + Dividers
1	RSCDH/81	Cable Drum Holder
1	RCKIT40/7	4 Metal Drawer Cabinet
1	RCSK1/C	2 RolaCase Drawer Cabinet
2	RCC/TT/40	Cabinet Tray
1	RSSPF/1300x510	Sliding Platform

Full Bin Package

#RSSB4



8 SERIES DOUBLE ELECTRICAL PACKAGE

Canopy's Side

Qty	Code	Description
1	RSSF/HD/80/1227	Heavy Duty Start Frame
2	RSEFR/HD/80/1227	Heavy Duty Extension Frame
1	RSSH/84	Mid Mount Shelf
3	RSSH/85	Low Mount Shelf
2	RSSH/89	Floor Mount Shelf
1	RSSH/86	Floor Mount Shelf
4	RP200	Medium Gray Bin + Dividers
4	RP428	Medium Orange Bin + Dividers
2	RP120	Large Red Plastic Bin + Dividers

Full Bin Package

#RSSB5



METAL DRAWER CANOPY PACKAGE

Canopy's Side

Qty	Code	Description
1	RCKIT80/19	2 Metal Drawer Cabinet
1	RCKIT40/14	2 Metal Drawer + 2 RolaCase Cabinet

Full Bin Package

#RSSB6

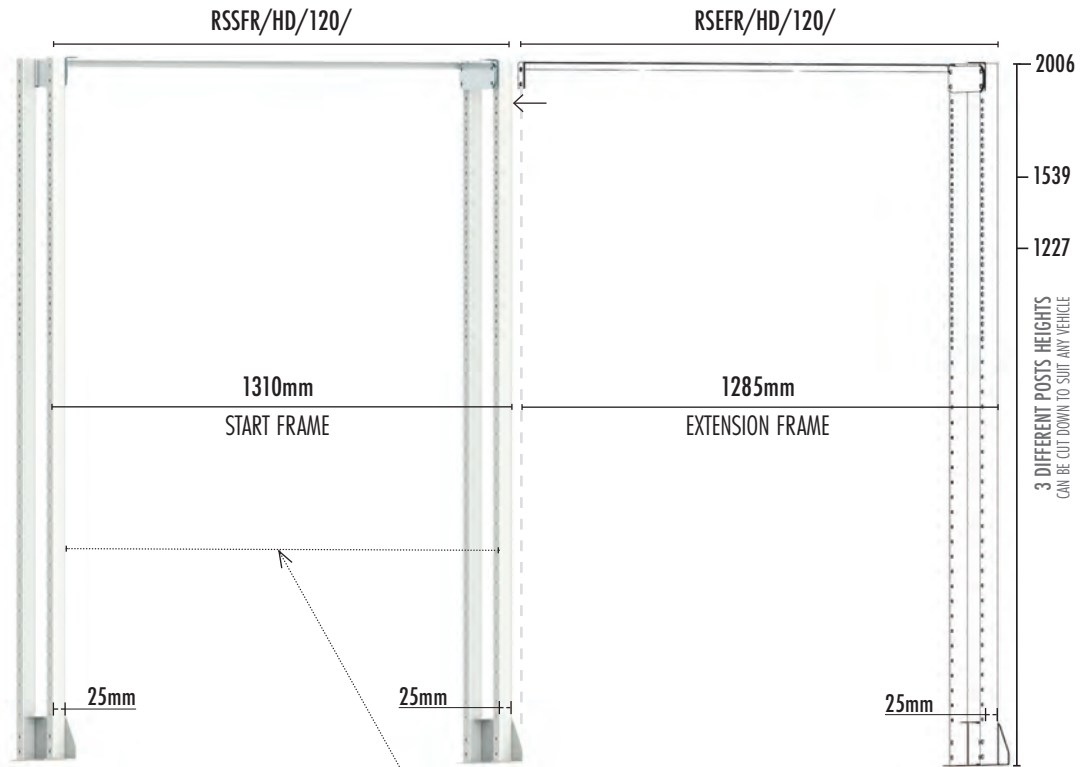




**PRE-DESIGNED
TRADE
PACKAGES
AVAILABLE FROM
PAGE 29**

CAT No.	RSSF/HD/120	RSEFR/HD/120
HEIGHT	2006mm 1539mm 1227mm	2006mm 1539mm 1227mm
LENGTH	1310mm	1285mm
INFO	12 Series Post Heavy Duty Start Frame	12 Series Post Heavy Duty Extension Frame

TO ORDER YOU SHOULD PROVIDE A COMPLETE CODE
FOR EXAMPLE: RSSFR/HD/120/2006



1. Measure the height of your vehicle

Vehicle height 1227mm or lower; **1227**
Vehicle height 1539mm or lower; **1539** post
height, Vehicle height between 1539mm -
2006mm **2006** post height.

2. Determine the length of space in your cargo area.

Always start with a start frame; if you want to grow it further, simply add an extension frame.

3. Choose how many shelves you require to fit the bay(s)

4. Choose your plastic bins and accessories, if required.




CAT No.	DESCRIPTION	HEIGHT	LENGTH	WIDTH	PLASTIC BINS
RSSH/123	High Mount Shelf	Rear 90mm/Front 45mm	1259mm	230mm	Holds 9x RP25 Bins
RSSH/124	Mid Mount Shelf	Rear 90mm/Front 25mm	1259mm	255mm	Holds 3x RP120 Bins or 6x RP60 Bins
RSSH/125	Low Mount Shelf	Rear 90mm/Front 45mm	1259mm	305mm	Holds 6x RP200 Bins or 12x RP100 Bins
RSSH/126	Floor Mount Shelf	Rear 165mm/Front 80mm	1259mm	405mm	Holds 3x RP240 Bins
RSSH/127	Low Mount Shelf	Rear 90mm/Front 25mm	1259mm	380mm	Holds 3x RC001 or RC003 RolaCases & RS/127/FW-Foam
RSSH/128	Floor Mount Shelf	Rear 90mm/Front 75mm	1259mm	405mm	Holds 6x RP400x200 Bins or 12x RP400x100 Bins
RSSH/129	Floor Mount Shelf	Rear 90mm/Front 75mm	1259mm	420mm	Holds 6x RP428 Bins

*All components are zinc annealed and powder coated, complete with instructions and mounting hardware

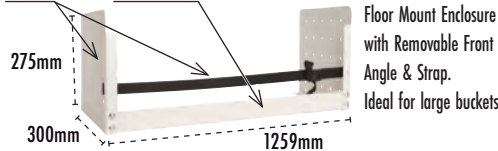
Accessories for 12 Series

RSCDH/121




Adjustable Diameter Cable Drum Holder for 12 Series Shelving

RSFLE + RS120A




RSWB/120



Mid-mount workbench. 1.9mm galvanized steel
To be used in conjunction with 12 series heavy-duty frame only



RSLBX/122

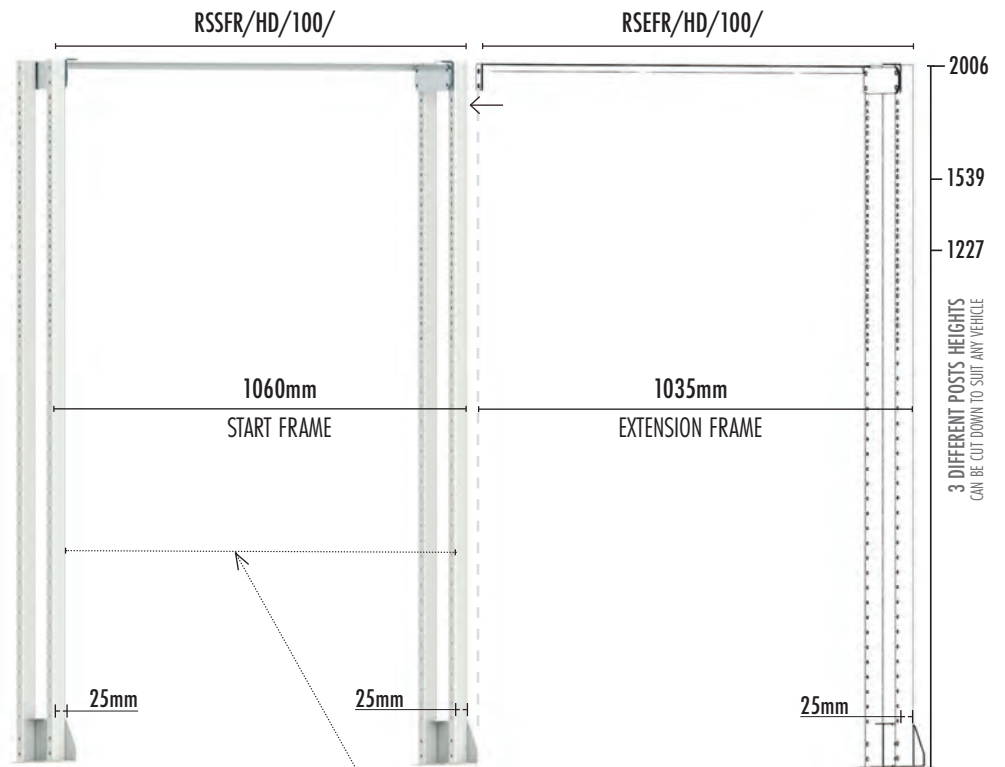


Lockable box for 12 Series shelving.
Box and shelving construction: 0.9 and 1.1 mm zinc annealed and powder coated.

10 SERIES HD VAN SHELVEING

CAT No.	RSSFR/HD/100	RSEFR/HD/100
HEIGHT	2006mm 1539mm 1227mm	2006mm 1539mm 1227mm
LENGTH	1060mm	1035mm
INFO	10 Series Post Heavy Duty Start Frame	10 Series Post Heavy Duty Extension Frame

TO ORDER YOU SHOULD PROVIDE A COMPLETE CODE FOR EXAMPLE: RSSFR/HD/100/1539



1. Measure the height of your vehicle

Vehicle height 1227mm or lower; **1227**
Vehicle height 1539mm or lower; **1539** post height, Vehicle height between 1539mm - 2006mm **2006** post height.

2. Determine the length of space in your cargo area.

Always start with a start frame; if you want to grow it further, simply add an extension frame.

3. Choose how many shelves you require to fit the bay(s)

4. Choose your plastic bins and accessories, if required.




CAT No.	DESCRIPTION	HEIGHT	LENGTH	WIDTH	PLASTIC BINS
RSSHL/103	High Mount Shelf	Rear 90mm/Front 45mm	1009mm	230mm	Holds 7x RP25 Bins
RSSHL/104	Mid Mount Shelf	Rear 90mm/Front 25mm	1009mm	255mm	
RSSHL/105	Low Mount Shelf	Rear 90mm/Front 45mm	1009mm	305mm	Holds 10x RP100 Bins or 5x RP200 Bins
RSSHL/106	Floor Mount Shelf	Rear 165mm/Front 80mm	1009mm	405mm	
RSSHL/108	Low Mount Shelf	Rear 90mm/Front 75mm	1009mm	405mm	Holds 10x RP400x100 or 5x RP400x200 Bins
RSSHL/109	Floor Mount Shelf	Rear 90mm/Front 75mm	1009mm	420mm	Holds 5x RP428 Bins

*All components are zinc annealed and powder coated, complete with instructions and mounting hardware

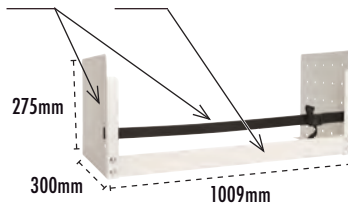
Accessories for 10 Series

RSCDH/101




Adjustable Diameter Cable Drum Holder for 10 Series Shelving

RSFLE + RS100A



Floor Mount Enclosure with Removable Front Angle & Strap. Ideal for large buckets

RSWB/100



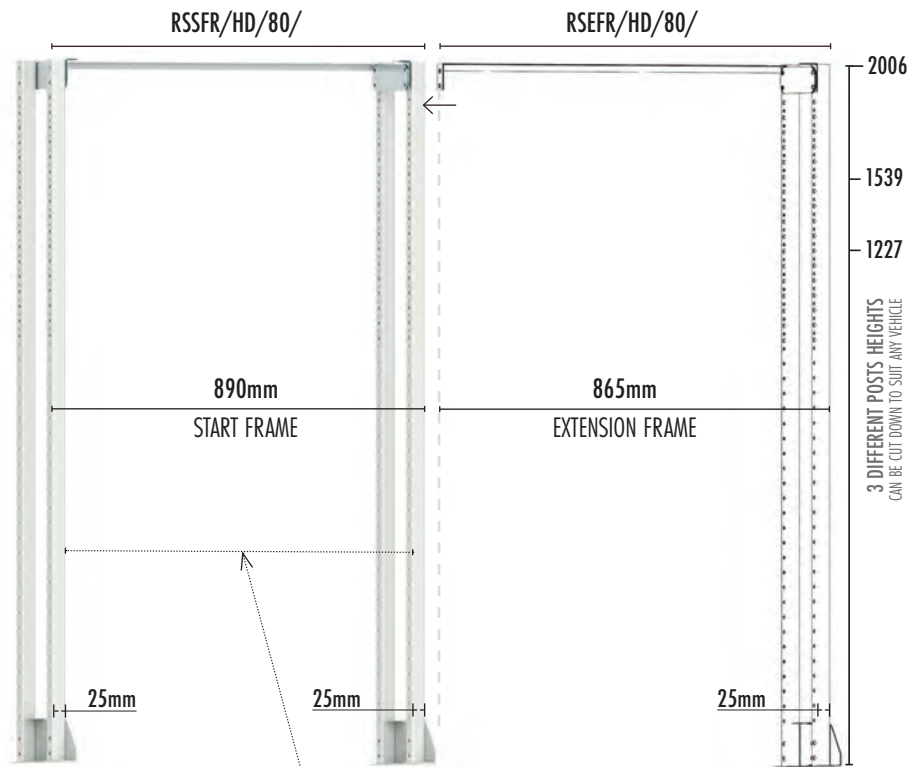
Mid-mount workbench. 1.9mm galvanized steel
To be used in conjunction with 12 series heavy-duty frame only



**PRE-DESIGNED
TRADE
PACKAGES
AVAILABLE FROM
PAGE 29**

CAT No.	RSSFR/HD/80	RSEFR/HD/80
HEIGHT	2006mm 1539mm 1227mm	2006mm 1539mm 1227mm
LENGTH	890mm	865mm
INFO	8 Series Post Heavy Duty Start Frame	8 Series Post Heavy Duty Extension Frame

TO ORDER YOU SHOULD PROVIDE A COMPLETE CODE FOR EXAMPLE: **RSSFR/HD/80/1227**



1. Measure the height of your vehicle


Vehicle height 1227mm or lower; **1227**
Vehicle height 1539mm or lower; **1539** post height, Vehicle height between 1539mm - 2006mm **2006** post height.

2. Determine the length of space in your cargo area.

Always start with a start frame; if you want to grow it further, simply add an extension frame.

3. Choose how many shelves you require to fit the bay(s)

4. Choose your plastic bins and accessories, if required.



H- Height
W- Width
L- Length

CAT No.	DESCRIPTION	HEIGHT	LENGTH	WIDTH	PLASTIC BINS
RSSHL/83	High Mount Shelf	Rear 90mm/Front 45mm	839mm	230mm	Holds 6x RP25 Bins
RSSHL/84	Mid Mount Shelf	Rear 90mm/Front 25mm	839mm	255mm	Holds 2x RP120 Bins or 4x RP60 Bins
RSSHL/85	Low Mount Shelf	Rear 90mm/Front 45mm	839mm	305mm	Holds 4x RP200 Bins or 8x RP100 Bins
RSSHL/86	Floor Mount Shelf	Rear 165mm/Front 80mm	839mm	405mm	Holds 2x RP240 Bins
RSSHL/87	Low Mount Shelf	Rear 90mm/Front 25mm	839mm	380mm	Holds 2x RC001/RC003 RolaCases and RS/87/FW-Foam
RSSHL/88	Floor Mount Shelf	Rear 90mm/Front 75mm	839mm	405mm	Holds 8x RP400x100 Bins or 4x RP400x200 Bins
RSSHL/89	Floor Mount Shelf	Rear 90mm/Front 75mm	839mm	420mm	Holds 4x RP428 Bins

*All components are zinc annealed and powder coated, complete with instructions and mounting hardware


Accessories for 8 Series

RSSHL/84/SP & RSFIS/20/500ML




8 Series Bottle Holder
8 Series Shelf & 20 x 500ml Bottle Holder
Other sizes and shapes available

RSLBX/82



Lockable box for 8 series shelving.
Optional vertical mounting in 4 series frame.

RSLBX/84



Lockable box for 8 series shelving.

ACCESSORIES FOR RSLBX/122

RSTS/82

*with T-Shelf

RSFIS/82


*with Full-Length Shelf

*shelf only / lockable box sold separately

CAT No.	A	B	C
RSLBX/82	400mm	420mm	839mm
RSLBX/84	400mm	250mm	839mm


8 SERIES ACCESSORIES

RSCDH/81




Adjustable diameter cable drum holder
Ideal for 8 Series shelving

RSWB/80




Mid-mount workbench. 1.9mm galvanized steel.
To be used in conjunction with 8 series heavy-duty frame only

RSFLE + RS840A



Floor mount enclosure with removable front angle & strap
Ideal for large buckets

RSSH/84/SP + RSFIS/5/5LT



8 Series Shelf & 5 x 5 Litre Bottle Holder (foam insert)

RSSH/80/3/15-20LT



8 Series Fluid Storage Shelf Holds 3x 15 or 20-liter containers. Supplied with shelf and ratchet straps (bottles separate)

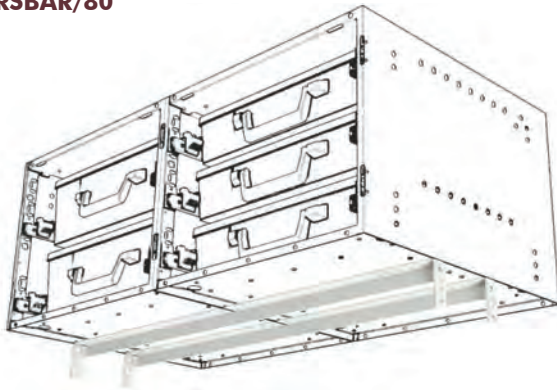
- Use exclusively with 8 series heavy-duty frame
- Shelf built to hold 60 plus kg

RSCAB/RS



RolaShelf floor-mounted lockable cabinet with smooth roller shutter door is contoured to fit all vehicles while providing a high level of security for cargo & goods

RSBAR/80



Support bar for RolaCase dual frames and dual cabinet kits to fit within 8 series frames

*2x bars required under dual cabinet kits

SPECIALIST PRODUCTS

RSVICE - Vice with 100mm jaw




RSSLDV/ELV

Elevated Vice with 600mm travel



RSSLDV

Slide vice assembly with 800mm travel



ANCHORAGE REINFORCEMENT

RSRB/CR2

Universal cant rail reinforcement bracket.



RSIB

Horizontal inertia bracket.

RSJCH/2



Double Jerry Can Holder

Dimensions:
Width: 360mm
Depth: 385mm
Height: 390mm

*Jerry Cans Sold Separately

RSJCH/3



Triple Jerry Can Holder

Dimensions:
Width: 540mm
Depth: 385mm
Height: 390mm

*Jerry Cans Sold Separately

INSTALLATION KIT/PACKAGING

All products are packaged and supplied complete with comprehensive do it yourself (D.I.Y.) instructions, or ask your local distributor for a complete installation service.

*Vehicle specific brackets available to aid installation





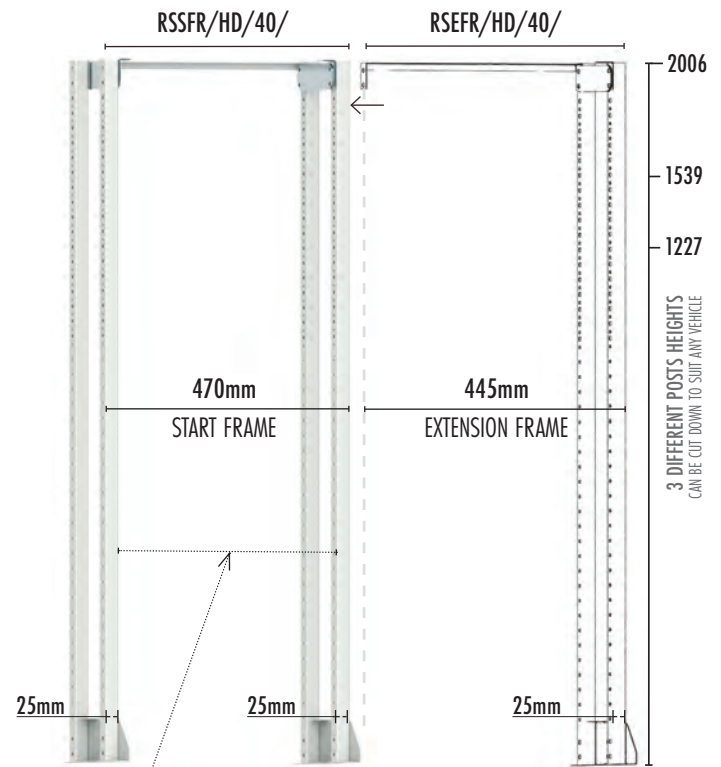
**PRE-DESIGNED
TRADE
PACKAGES
AVAILABLE FROM
PAGE 29**

CAT No.	RSSF/HD/40	RSEFR/HD/40
HEIGHT	2006mm 1539mm 1227mm	2006mm 1539mm 1227mm
LENGTH	470mm	445mm
INFO	4 Series Post Heavy Duty Start Frame	4 Series Post Heavy Duty Extension Frame

TO ORDER YOU SHOULD PROVIDE A COMPLETE CODE FOR EXAMPLE: **RSSF/HD/40/1227**



4 SERIES FRAME WITH ROLACASE/ROLASHELF PRODUCT



1. Measure the height of your vehicle

Vehicle height 1227mm or lower; **1227**
 Vehicle height 1539mm or lower; **1539** post height, Vehicle height between 1539mm - 2006mm **2006** post height.

2. Determine the length of space in your cargo area.

Always start with a start frame; if you want to grow it further, simply add an extension frame.

3. Choose how many shelves you require to fit the bay(s)

4. Choose your plastic bins and accessories, if required.




H- Height
W- Width
L- Length

CAT No.	DESCRIPTION	HEIGHT	LENGTH	WIDTH	PLASTIC BINS
RSSHL/43	High Mount Shelf	Rear 90mm/Front 45mm	419mm	230mm	Holds 3x RP25 Bins
RSSHL/44	Mid Mount Shelf	Rear 90mm/Front 25mm	419mm	255mm	Holds 1x RP120 Bins or 2x RP60 Bins
RSSHL/45	Low Mount Shelf	Rear 90mm/Front 45mm	419mm	305mm	Holds 4x RP100 Bins or 2x RP200 Bins
RSSHL/46	Floor Mount Shelf	Rear 165mm/Front 80mm	419mm	405mm	Holds 1x RP240 Bins
RSSHL/48	Floor Mount Shelf	Rear 90mm/Front 75mm	419mm	405mm	Holds 4x RP400x100 or 2x RP400x200 Bins
RSSHL/49	Floor Mount Shelf	Rear 90mm/Front 75mm	419mm	420mm	Holds 2x RP428 Bins

*All components are zinc annealed and powder coated, complete with instructions and mounting hardware

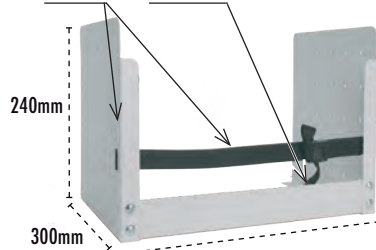
Accessories for 4 Series

RSGBH/41




Gas Bottle Holder for oxy acetylene or small bottles. Includes rubber mat and strap.

RSFLE + RS420A



Floor Mount Enclosure with removable front angle & strap. Ideal for buckets.

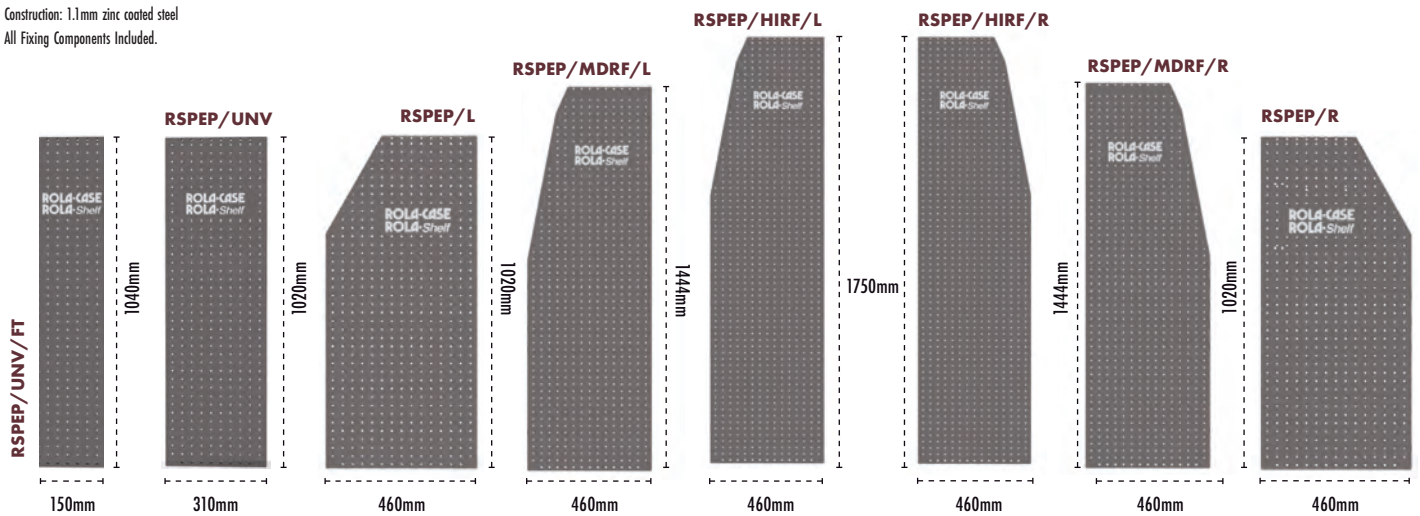
RSCDH/41



Adjustable diameter cable drum holder for 4 Series shelving.

END PANEL & ACCESSORIES

Construction: 1.1mm zinc coated steel
All Fixing Components Included.




Our perforated end barrier is compatible with our RolaShelf range, fixing on to the shelving end. Perfect for utilizing the small spaces between shelving and rear or sliding door to hold your accessories.

RSPEP/PH



Paper Towel Holder to attach to the RolaShelf end panels, giving quick access to the paper towel

RSPEP/HK



End Panel Hooks designed to hold extension leads, hoses, etc

RSPEP/MH



End Panel Tool Holder is a simple and effective way to store a variety of tools

RSPEP/TY



This tool tray is a hassle-free storage solution for all the small items you want to grab in a hurry

JERRY CAN



High-Density Polyethylene
Lightweight/Unbreakable
Non-Corrosive

RCVCH



Vertical Case Holder. Holds RC001, RC002 or RC003 series cases
Ideal for wall or end panel mounting.
Dimensions: H - 150mm, W - 370mm

RSPEP/WBH




Water Bottle Holder. Comes with 10L bottle, extendable tap with 3 meters of flexible hose & accessories for plumbing

HAND CLEANER & SOAP




Hygienic anti-bacterial foaming soap dispenser for skin cleansing. Comes with Soap.

RP25




Small Plastic Bin
1 Compartment

RP60




Medium Plastic Bin
1 Compartment

RP120




Large Plastic Bin. 2 Adjustable Compartments
Dividers RP120/D sold separately

RP240




X-Large Plastic Bin. 3 Adjustable Compartments
Dividers RP240/D sold separately

RP428




Medium Orange Plastic Bin with 11
Adjustable Dividers

RP100




Small Plastic Bin
3 Adjustable Compartments

RP200




Medium Plastic Bin
3 Adjustable Compartments

RP400X100



Large Plastic Bin
3 Adjustable Compartments

RP400X200



Large Plastic Bin
3 Adjustable Compartments



RolaShelf Sliding Platforms are the ultimate way to maximise your loadability. Sliding platforms give you instant access to tools and equipment without having to crawl in and out of your vehicle. Engineer designed, tested & manufactured in Australia for vehicle use, ideal for van & ute canopies.

- All platforms come with mounting brackets
- Quality powder-coated steel
- Side rails and tie-down points
- Up to 7 position locking mechanism
- Ideal for kerbside loading & unloading
- Fitted to the side or rear door openings
- Wide handle with one-handed locking mechanism
- 100% extendable, easy installation & can be used in conjunction with all RolaCase products

Optional Extras

- Skid-resistant rubber mat
- Ratchet straps

**RSSPF/1300x1000
FITTED IN A CANOPY**



SLIDING PLATFORM OPTIONS

PRODUCT CODE	PRODUCT	TRAVEL	HEIGHT	WIDTH	WEIGHT	LOAD RATING	RUBBER MAT
RSSPF/1300x510	Single Platform	1355mm	153mm	500mm	50kg	100kg	RSS1335RM
RSEPF/1300x1000	Double Platform	1355mm	153mm	1000mm	85kg	150kg	RSS1335RMD
RSSPF/950x510	Single Platform	950mm	153mm	500mm	38kg	125kg	RSS950RM
RSEPF/950x1000	Double Platform	950mm	153mm	1000mm	64kg	150kg	RSS950RMD
RSSPF/500x510	Single Platform	530mm	153mm	500mm	21kg	150kg	RSS530RM
RSEPF/500x1000	Double Platform	530mm	153mm	1000mm	35kg	150kg	RSD530RMD
RSSPF/1310x300	Single Shelving Platform	910mm	1085mm	from 350mm	70kg	150kg*	RSS910RM

**max load rating - 100kg recommend for better use*



SINGLE PLATFORM



DOUBLE PLATFORM



**NEW
PRODUCT**

**EASY
TO USE**

**2x RSSPF/1310/300 +
2x RSSFR/HD/120/1227 +
8x RP125 + 48 RP200 +
2x RSPEP/UNV/FT + 2x RSPEP/HK
FITTED IN A TOYOTA HIACE**



**RSSPF/1300x510
FITTED IN A CANOPY**

Vented gas, fuel, oxy & acetylene storage cabinets

RolaCase gas bottle holder/cabinets come in various sizes, from small LPG cylinders to D and E size oxy/acetylene cylinders that comply with OH&S requirements. The durable & corrosion-proof material prevents internal damage while allowing for easy removal and replacement. Cabinets are suitable for all trade vehicles and all industrial applications.

Gas Cabinet Features and inclusions:

- Rubber inserts
- Adjustable securing straps
- Door hinge can swing left or right
- Supplied with safety/warning signage
- Fully sealed with exterior ventilation
- Supplied with fittings for multiple use
- Independent floor mounting
- **Add on 25mm for plinth feet for height*

HIGH-PRESSURE CYLINDERS - HEIGHT <i>*rough guide</i>									
J	G3	G2	G	E	E2	D	D2	DS	C2
1250mm	1450mm	1400mm	1350mm	900mm	750mm	750mm	550mm	250mm	350mm
LOW-PRESSURE CYLINDERS - HEIGHT <i>*rough guide</i>									
S	R	Q	T	T5	P	N			
1250mm	850mm	825mm	825mm	740mm	500mm	400mm			



RSGAC-41

W-419mm D-310mm H-445mm *External*
W-417mm D-460mm H-420mm *Internal*



11.9 kgs Zinc Coated/Steel Powder Coated



General Purpose Cabinet: Fits 'N' Size Bottle



RSGAC-41.5

W-206mm D-257mm H-417mm *External*
W-204mm D-225mm H-370mm *Internal*

6 kgs Zinc Coated/Steel Powder Coated

General Purpose Cabinet: Fits Mapp bottles & fire extinguishers



RSGAC-41.5x2

W-412mm D-257mm H-417mm *External*
W-408mm D-225mm H-370mm *Internal*

12 kgs Zinc Coated/Steel Powder Coated

General Purpose Cabinet: Fits Mapp bottles & fire extinguishers



RSGAC-42

W-419mm D-310mm H-873mm *External*
W-417mm D-278mm H-822mm *Internal*



19.5 kgs Zinc Coated/Steel Powder Coated



Oxygen or Acetylene Cabinet: Fits 'D' + 'D' Size Bottle



RSGAC-42.5

W-265mm D-252mm H-702mm *External*
W-263mm D-217mm H-652mm *Internal*

9.2 kgs Zinc Coated/Steel Powder Coated

Single Oxygen or Acetylene Cabinet: Fits 'D' Size Bottle



RSGAC-43

W-415mm D-382mm H-600mm *External*
W-413mm D-350mm H-553mm *Internal*

13.8 kgs Zinc Coated/Steel Powder Coated

Ideal for 9kg Gas Bottle: Fits 'P' Size Bottle



RSGAC-43.5

W-350mm D-354mm H-550mm *External*
W-338mm D-320mm H-501mm *Internal*



14.7 kgs Zinc Coated/Steel Powder Coated



Vented Gas Cabinet Ideal for 4-5kg bottle: Fits 'N' Size Bottle



RSGAC-45

W-475mm D-503mm H-1200mm *External*
W-473mm D-470mm H-1153mm *Internal*

20 kgs Zinc Coated/Steel Powder Coated

Vented Gas Cabinet: Fits 'E' Size Bottle



FITTED RSGAC/45

EXPERTS IN FLOORING PROTECTION

RolaShelf vehicle flooring is the ultimate way to protect and transform the interior of your van or ute; while improving the overall look of your vehicle


- Advanced computer CNC cut for a perfect fit
- Simple installation
- Available for all van & ute models
- Designed for commercial use
- Australian Made

For more new flooring and more information please go online to www.rolacase.com



VAN MATTING

TOYOTA HIACE



CNC ROUTER CUT



ENGINEERED CUT

Phenolic/Hexa Flooring - 12mm



- Simple Installation
- Anti-slip & water-resistant
- Wear resistant
- Heat resistant
- Moisture barrier
- Chemical & Oil resistant
- Environmentally Friendly
- High Uniform Strength
- Designed for commercial use

HEXA FLOORING FOR IVECO DAILY 70/C

Big Rib Rubber - 5mm



- Non-slip surface
- Chemical & Oil resistant
- Simple installation
- Will not tear or crack
- Maximum UV rated
- Easy to clean and maintain
- Eliminate noise and vibration from the rear of your van
- Designed for commercial use

RUBBER MAT FOR RENAULT MASTER ELWB

Marine Grade Plywood - 12mm



- High uniform strength
- Premium Marine Grade
- Freedom from Shrinking, Swelling & Warping
- High bond & strength capacity
- Environmentally sustainable
- Designed for commercial use
- Birch plywood


MARINE GRADE PLYWOOD FLOORING FOR IVECO DAILY 50/C

Marine Grade Carpet



- Repels stains & odors
- Petrol & oil resistant
- UV stabilized & durable
- Ideal to go over plywood
- Simple installation
- Insulating & anti-static
- Flexible & easy to work with
- Designed for commercial use


CARPET FOR VW CRAFTER LWB



Hexa Flooring/Phenolic - 12mm



Marine Grade Plywood - 12mm




Big Rib Rubber Matting - 5mm

	Hexa Flooring	Plywood	Rubber	Marine Carpet
FORD				
Transit Custom SWB	RSTFPHEFTCSWB-	RSTFPLYFTCSWB-	RSTFRUBFTCSWB-	RSTFCPTFTCSWB-
Transit Custom LWB	RSTFPHEFTCLWB-	RSTFPLYFTCLWB-	RSTFRUBFTCLWB-	RSTFCPTFTCLWB-
Transit LWB	RSTFPHEFTLWB-	RSTFPLYFTLWB-	RSTFRUBFTLWB-	RSTFCPTFTLWB-
HYUNDAI				
iLOAD	RSTFPHEHI-	RSTFPLYHI-	RSTFRUBHI-	RSTFCPTHI-
iMAX	RSTFPHEHIM-	RSTFPLYHIM-	RSTFRUBHIM-	RSTFCPTHIM-
MERCEDES				
Sprinter SWB	RSTFPHEMSSWB-	RSTFPLYMSSWB-	RSTFRUBMSSWB-	RSTFCPTMSSWB-
Sprinter MWB	RSTFPHEMSMWB-	RSTFPLYMSMWB-	RSTFRUBMSMWB-	RSTFCPTMSMWB-
Sprinter LWB	RSTFPHEMSLWB-	RSTFPLYMSLWB-	RSTFRUBMSLWB-	RSTFCPTMSLWB-
Vito SWB	RSTFPHEMVSWB-	RSTFPLYMVSWB-	RSTFRUBMVSWB-	RSTFCPTMVSWB-
Vito LWB	RSTFPHEMVLWB-	RSTFPLYMVLWB-	RSTFRUBMVLWB-	RSTFCPTMVLWB-
RENAULT				
Kangoo SWB	RSTFPPERKSWB-	RSTFPLYRKSWB-	RSTFRUBRKSWB-	RSTFCPTRKSWB-
Kangoo LWB Maxi	RSTFPPERKLWBMAX-	RSTFPLYRKLWBMAX-	RSTFRUBRKLWBMAX-	RSTFCPTRKLWBMAX-
Kangoo LWB Crew	RSTFPPERKLWBCCR-	RSTFPLYRKLWBCCR-	RSTFRUBRKLWBCCR-	RSTFCPTRKLWBCCR-
Master SWB	RSTFPPERMSWB-	RSTFPLYRMSWB-	RSTFRUBRMSWB-	RSTFCPTRMSWB-
Master MWB	RSTFPPERMMWB-	RSTFPLYRMMWB-	RSTFRUBRMMWB-	RSTFCPTRMMWB-
Master LWB	RSTFPPERMLWB-	RSTFPLYRMLWB-	RSTFRUBRMLWB-	RSTFCPTRMLWB-
Master ELWB	RSTFPPERMELWB-	RSTFPLYRMLWB-	RSTFRUBRMLWB-	RSTFCPTRMELWB-
Trafic SWB	RSTFPPERHRTSWB-	RSTFPLYRRTSWB-	RSTFRUBRRTSWB-	RSTFCPTRRTSWB-
Trafic LWB	RSTFPPERRTLWB-	RSTFPLYRRTLWB-	RSTFRUBRRTLWB-	RSTFCPTRRTLWB-
TOYOTA				
Toyota HiAce LWB	RSTFPHETHALWB-	RSTFPLYTHALWB-	RSTFRUBTHALWB-	RSTFCPTTHALWB-
Toyota HiAce SLWB	RSTFPHETHASLWB-	RSTFPLYTHASLWB-	RSTFRUBTHASLWB-	RSTFCPTTHASLWB-
Toyota HiAce Commuter	RSTFPHETHASLWBC-	RSTFPLYTHASLWBC-	RSTFRUBTHASLWBC-	RSTFCPTTHASLWBC-
VOLKSWAGEN				
Caddy SWB	RSTFPHEVWC-	RSTFPLYVWC-	RSTFRUBVWC-	RSTFCPTVWC-
Caddy LWB Maxi	RSTFPHEVWCM-	RSTFPLYVWCM-	RSTFRUBVWCM-	RSTFCPTVWCM-
Crafter MWB	RSTFPHEVWCFTMWB-	RSTFPLYVWCFTMWB-	RSTFRUBVWCFTMWB-	RSTFCPTVWCFTMWB-
Crafter LWB	RSTFPHEVWCFTLWB-	RSTFPLYVWCFTLWB-	RSTFRUBVWCFTLWB-	RSTFCPTVWCFTLWB-
Transporter SWB	RSTFPHEVWTSWB-	RSTFPLYVWTSWB-	RSTFRUBVWTSWB-	RSTFCPTVWTSWB-
Transporter LWB	RSTFPHEVWTLWB-	RSTFPLYVWTLWB-	RSTFRUBVWTLWB-	RSTFCPTVWTLWB-

*Please advise the year, model & sliding doors when placing an order

for more vehicles including LDV, IVECO and Mitsubishi, please get in touch or go to www.rolacase.com



Powder Coated Floor trims



Marine Grade Carpet



- CORROSION PROOF
- VARIOUS CONFIGURATIONS
- STURDY LOCKING CLIPS



- CABINETS CAN BE FITTED WITH A DOOR FOR ADDED SECURITY
- DOORS CAN BE JOINED TO THE LEFT OR RIGHT OF THE CABINET



- IDEAL FOR VEHICLE AND STATIC USE
- JOINS VERTICALLY AND/OR HORIZONTALLY

- 1 SELECT YOUR CASE(S)**
- 2 SELECT YOUR CABINET**
- 3 SECURE YOUR CABINET**

RolaCase is a versatile storage system for the transfer and handling of components, tools, and instruments.

The range includes mobile workstations that allow the movement of tools and equipment in a workshop or service area. The cabinet and metal drawer systems are ideal for vehicle and static use.

CABINETS ARE IDEALLY SECURED TO THE INSIDE OF THE VEHICLE, TRUCK BODIES, SHIPS & THE WORKPLACE

ALL CABINETS COME WITH PLINTH FEET FOR SECURING TO MOST FLAT SURFACES



RC003 + 3x RC003/D

RC003/QK

RCSK7PN6D/C + RC7D





RC001

W-370mm D-370mm H-85mm

1.8 kgs ABS Plastic

20 adjustable compartments, 1 tool compartment in front of case. Includes 6 dividers



RC001/CL

W-370mm D-370mm H-85mm

1.8 kgs ABS Plastic/Polycarbonate lid

20 adjustable compartments, 1 tool compartment in front of case. Includes 6 dividers



RC002

W-370mm D-370mm H-85mm

1.8 kgs ABS Plastic

1 large compartment (will take RCFIS/2 - foam insert)
1 tool compartment in front of case



RC002/CL

W-370mm D-370mm H-85mm

1.8 kgs ABS Plastic/Polycarbonate lid

1 large compartment (will take RCFIS/2 - foam insert)
1 tool compartment in front of case



RC001/CH

W-370mm D-370mm H-85mm

1.8 kgs ABS Plastic

20 adjustable compartments, 1 tool compartment in front of case. Includes 6 dividers



RC001/CH-CL

W-370mm D-370mm H-85mm

1.8 kgs ABS Plastic/Polycarbonate lid

20 adjustable compartments, 1 tool compartment in front of case. Includes 6 dividers



RC003

W-370mm D-370mm H-130mm

3 kgs ABS Plastic

1 large tool compartment, plus 3 compartment lift-out tray. Accessories RC003/D (3 dividers per case - sold separately)



RC003/CL

W-370mm D-370mm H-130mm

3 kgs ABS Plastic/Polycarbonate lid

1 large tool compartment, plus 3 compartment lift-out tray. RC003/D (3 dividers per case - sold separately)



RC003/QK

W-370mm D-370mm H-130mm

3.5 kgs ABS Plastic

1 large tool compartment, plus 3 compartment lift-out tray. Includes Quick Kit (QK001/B)

ACCESORIES



QK001/B
(Blue)

QK001 (Orange)

W-310mm D-210mm H-50mm 0.5kgs

10 small compartments, 1 large tool compartment in front of case. *bolts and nuts not included



RC003/D

Dividers to suit RC003 cases. Each case holds max. 3 dividers.



RCPLD DIVIDERS

Divider for RC001 cases. Available in orange & charcoal. RCPLD/CH - for charcoal colour



RC001 + RCTRY



RC2

	W-419mm D-460mm H-230mm
	5.2 kgs Zinc Coated/Steel Powder Coated
	Empty Cabinet



RC3

	W-419mm D-460mm H-325mm
	6.2 kgs Zinc Coated/Steel Powder Coated
	Empty Cabinet



RC3 + RC3D

	W-419mm D-460mm H-325mm
	8 kgs Zinc Coated/Steel Powder Coated
	Empty Cabinet & Door



RC4

	W-419mm D-460mm H-420mm
	7.1 kgs Zinc Coated/Steel Powder Coated
	Empty Cabinet



RC4 + RC4D

	W-419mm D-460mm H-420mm
	9.1 kgs Zinc Coated/Steel Powder Coated
	Empty Cabinet & Door



RC5

	W-419mm D-460mm H-547mm
	8.9 kgs Zinc Coated/Steel Powder Coated
	Empty Cabinet



RC5 + RC5D

	W-419mm D-460mm H-547mm
	11.3 kgs Zinc Coated/Steel Powder Coated
	Empty Cabinet & Door




RC7

	W-419mm D-460mm H-743mm
	11.1 kgs Zinc Coated/Steel Powder Coated
	Empty Cabinet



RC7 + RC7D

	W-419mm D-460mm H-743mm
	14.2 kgs Zinc Coated/Steel Powder Coated
	Empty Cabinet & Door



RC4SH

	W-419mm D-460mm
	1.4 kgs Zinc Annealed & Powder Coated
	Shelf to fit 419mm width cabinets



RCBKE/2

Holds 2x RC003 cases
Includes rubber mat and strap
Dimensions
W-380mm
D-290mm
H-290mm



RCBKE/3

Holds 3x RC001 cases
Includes rubber mat and strap
Dimensions
W-380mm
D-290mm
H-290mm



RCC/TT/40 +
RC4 +
RC4D +
RC4SH +
RCSK7/C +
RCJNR/C

DRAWER CABINETS



RC2DC

W-419mm D-460mm H-230mm
 7.3 kgs Zinc Coated/Steel Powder Coated
 Holds 2 x RC001 or RC002 series cases



RC3DC

W-419mm D-460mm H-325mm
 9.3 kgs Zinc Coated/Steel Powder Coated
 Holds 3 x RC001 or RC002 series cases



RC3DC/2D

W-419mm D-460mm H-325mm
 8.3 kgs Zinc Coated/Steel Powder Coated
 Holds 2 x RC003 series cases



RC4DC

W-419mm D-460mm H-420mm
 11.4 kgs Zinc Coated/Steel Powder Coated
 Holds 4 x RC001 or RC002 series cases



RC4DC/3D

W-419mm D-460mm H-420mm
 10.4 kgs Zinc Coated/Steel Powder Coated
 Holds 2 x RC003 and 1 x RC001 or RC002 series cases



RC5DC

W-419mm D-460mm H-547mm
 13.5 kgs Zinc Coated/Steel Powder Coated
 Holds 5 x RC001 or RC002 series cases



RC5DC/4D

W-419mm D-460mm H-547mm
 12.8 kgs Zinc Coated/Steel Powder Coated
 Holds 2 x RC001 or RC002 & 2 x RC003 series cases



RC7DC

W-419mm D-460mm H-743mm
 18.6 kgs Zinc Coated/Steel Powder Coated
 Holds 7 x RC001 or RC002 series cases



RC7DC/PN

W-419mm D-460mm H-1000mm(total)
 32.7 kgs Zinc Coated/Steel Powder Coated
 Trolley with pneumatic tyres. Holds 7 x RC001 or RC002 cases



RC7DC/SM

W-419mm D-460mm H-1000mm(total)
 32 kgs Zinc Coated/Steel Powder Coated
 Trolley kit. Holds 7 x RC001 or RC002 cases



RC7DC/DM

W-838mm D-460mm H-1000mm(total)
 47 kgs Zinc Coated/Steel Powder Coated
 Trolley kit. Holds 7 x RC001 or RC002 and 2x RC003 cases
 *Shelf sold separately



2x RC7DC +
 2x RC7D +
 4x RC001/CH/CL +
 3x RC001/CL
 *in an 8 Series frame



RolaCase cabinet kits can be fitted with a lockable door for added security and a shelf, to gain maximum space.

The **RolaCase** cabinet kits can be joined vertically and/or, horizontally to create nearly any modular configuration.

The **RCSK** kits are compatible with the 4 series shelving & the **RCDK** kits are compatible with 8 series shelving.



RCSK1/C

	W-419mm D-460mm H-230mm
	8.6 kgs Zinc Coated/Steel Powder Coated & Plastic
	RC2DC with 1x RC001 & 1x RC002



RCSK2/C

	W-419mm D-460mm H-325mm
	11.5 kgs Zinc Coated/Steel Powder Coated & Plastic
	RC3DC with 3x RC001



RCSK3/C

	W-419mm D-460mm H-325mm
	9.6 kgs Zinc Coated/Steel Powder Coated & Plastic
	RC3DC/2D with 1x RC003 & 1x RC003/QK



RCSK4/C

	W-419mm D-460mm H-547mm
	19.9 kgs Zinc Coated/Steel Powder Coated & Plastic
	RC5DC with 5x RC001



RCSK5/C

	W-419mm D-460mm H-547mm
	16.3 kgs Zinc Coated/Steel Powder Coated & Plastic
	RC5DC/4D with 1x RC001, 1x RC002, 1x RC003 & 1x RC003/QK



RCSK6/C

	W-419mm D-460mm H-420mm
	14.7 kgs Zinc Coated/Steel Powder Coated & Plastic
	RC4DC with 2x RC001 & 2x RC002



RCSK7/C

	W-419mm D-460mm H-420mm
	14.4 kgs Zinc Coated/Steel Powder Coated & Plastic
	RC4DC/3D with 1x RC001, 1x RC003 & 1x RC003/QK



RCSK8/C

	W-419mm D-460mm H-743mm
	23.8 kgs Zinc Coated/Steel Powder Coated & Plastic
	RC7DC with 7x RC001



RCDK2/C

	W-840mm D-460mm H-325mm
	23 kgs Zinc Coated/Steel Powder Coated & Plastic
	2x RC3DC with 6x RC001



RCDK3/C

	W-840mm D-460mm H-325mm
	19.2 kgs Zinc Coated/Steel Powder Coated & Plastic
	2x RC3DC/2D 2x RC003 & 2x RC003/QK



RCDK4/C

	W-840mm D-460mm H-547mm
	39.8kgs Zinc Coated/Steel Powder Coated & Plastic
	2x RC5DC with 8x RC001 & 2x RC002



RCDK5/C

	W-840mm D-460mm H-547mm
	32.6 kgs Zinc Coated/Steel Powder Coated & Plastic
	2x RC5DC/4D with 2x RC001, 2x RC002, 2x RC003 & 2x RC003/QK



RCDK3-2/C

	W-840mm D-460mm H-325mm
	21.1 kgs Zinc Coated/Steel Powder Coated & Plastic
	1x RCSK3/C & 1x RC3DC with 2x RC001 & 1x RC002



RCDK3-4/C

	W-840mm D-460mm H-420mm
	29.1 kgs Zinc Coated/Steel Powder Coated & Plastic
	1x RC4DC/3D with 1x RC002, 1x RC003, & 1x RC003/QK & 1x RCSK6/C



RCDK5-4/C

	W-840mm D-460mm H-547mm
	31 kgs Zinc Coated/Steel Powder Coated & Plastic
	1x RC5DC/4D & 1x RC5DC with 4x RC001, 3x RC002, 1x RC003 & 1x RC003/QK

TROLLEYS & DRAWERS FRAMES



RCSK7M/C

W-419mm D-460mm H-1000mm
 37.4 kgs Powder Coated Stainless Steel
 Trolley Kit with RC7DC/PN with 7x RC001 and wheel kit



RCSK7PN/C

W-419mm D-460mm H-1000mm
 37.4 kgs Powder Coated Stainless Steel
 RC7DC/PN with 4x RC001 & 3x RC002



RCSK7PN6D/C

W-419mm D-460mm H-1000mm
 35.5 kgs Powder Coated Stainless Steel
 RC7DCPN/6D with 2x RC001, 2x RC002, 1x RC003 & 1x RC003/QK



RCDK7M/C

W-419mm D-460mm H-1000mm
 49 kgs Powder Coated Stainless Steel
 RC7DC/DM with 1x RC4SH, 1x RC003, 1x RC003/QK, 3x RC001 & 4x RC002



RSWB/120 WITH ELECTRICAL OUTLETS + RCVCH + RCFKA + RC7DC + ROLACASES + RCKIT80



RCC/TT/40/T + CUSTOM 4 SERIES METAL DRAWER + RCWHL/PN

DRAWER FRAMES



NEW GENERATION FRAMES NOW WITH ZERO RATTLING

RC2FR

W-419mm D-460mm H-250mm
 2 kgs Tube Steel Powder Coated
 Holds 2x RC001 or RC002 series cases
 Horizontal extension frame also available **RC2FX**



RC3FR

W-419mm D-460mm H-350mm
 4.8 kgs Tube Steel Powder Coated
 Holds 3x RC001 or RC002 series cases
 Horizontal extension frame also available **RC3FX**



RC3FR/2D

W-419mm D-460mm H-350mm
 3.8 kgs Tube Steel Powder Coated
 Holds 2x RC003 series cases
 Horizontal extension frame also available **RC3FX/2D**



RC4FR

W-419mm D-460mm H-460mm
 6.5 kgs Tube Steel Powder Coated
 Holds 4x RC001 or RC002 series cases
 Horizontal extension frame also available **RC4FX**



RC4FR/3D

W-419mm D-460mm H-460mm
 5.8 kgs Tube Steel Powder Coated
 Holds 2x RC003 and 1x RC001 or RC002 series cases
 Horizontal extension frame also available **RC4FX/3D**



RC5FR

W-419mm D-460mm H-571mm
 7.5 kgs Tube Steel Powder Coated
 Holds 5x RC001 or RC002 series cases
 Horizontal extension frame also available **RC5FX**



RC5FR/4D

W-419mm D-460mm H-571mm
 6.5 kgs Tube Steel Powder Coated
 Holds 2x RC001 or RC002 & 2x RC003 series cases
 Horizontal extension frame also available **RC5FX/4D**



RCSK2

W-419mm D-460mm H-350mm
 12.9 kgs Powder Coated Steel & Plastic
 RC3FR with 1x RCWCT & 3x RC001



RCSK3

W-419mm D-460mm H-350mm
 9.2 kgs Powder Coated Steel & Plastic
 RC3FR/2D with 1x RCWCT, 1x RC003 & 1x RC003/QK



RCSK4

W-419mm D-460mm H-571mm
 13.3 kgs Powder Coated Steel & Plastic
 RC5FR with 1x RCWCT & 5x RC001



RCSK5

W-419mm D-460mm H-571mm
 12 kgs Powder Coated Steel & Plastic
 RC5FR/4D with 1x RCWCT, 1x RC001, 1x RC002, 1x RC003 & 1x RC003/QK



RCSK6

W-419mm D-460mm H-460mm
 10.8 kgs Powder Coated Steel & Plastic
 RC4FR with 1x RCWCT, 2x RC001 & 2x RC002



RCSK7

W-419mm D-460mm H-460mm
 10.6 kgs Powder Coated Steel & Plastic
 RC4FR/3D with 1x RCWCT, 1x RC001, 1x RC003 & 1x RC003/QK



RCDK2

W-838mm D-460mm H-350mm
 24.8 kgs Powder Coated Steel & Plastic
 RC3FR with 1x RC3FX, 1x RCWCT/DT, & 6x RC001



RCDK3

W-838mm D-460mm H-350mm
 18.4 kgs Powder Coated Steel & Plastic
 RC3FR/2D with RC3FX/2D, 1x RCWCT/DT, 2x RC003 & 2x RC003/QK



RCDK3/2

W-838mm D-460mm H-350mm
 22.1 kgs Powder Coated Steel & Plastic
 RC3FR with RC3FX/2D, 1x RCWCT/DT, 1x RC003, 1x RC003/QK, 2x RC001 & 1x RC002



RCDK4

W-838mm D-460mm H-571mm
 35 kgs Powder Coated Steel & Plastic
 RC5FR with RC5FX, 1x RCWCT/DT, 8x RC001 & 2x RC002



RCDK5

W-838mm D-460mm H-571mm
 32.6 kgs Powder Coated Steel & Plastic
 RC5FR/4D with 1x RC5FX/4D, 1x RCWCT/DT, 2x RC001, 2x RC002, 2x RC003 & 2x RC003/QK




RCDK3/4

W-838mm D-460mm H-460mm
 21.4 kgs Powder Coated Steel & Plastic
 RC4FR with 1x RC4FX/3D, 1x RCWCT/DT, 2x RC001, 3x RC002, 1x RC003 & 1x RC003/QK




RCDK5/4

W-838mm D-460mm H-571mm
 33.4 kgs Powder Coated Steel & Plastic
 RC5FR with RC5FX/4D, 1x RCWCT/DT, 4x RC001, 3x RC002, 1x RC003 & 1x RC003/QK



RCWHL/PN

P Pneumatic wheel kit for a single modular mobile workstation. Comes with 2x 220mm pneumatic tyres, 2x swivel locking wheels and all necessary bracing and fixing components *Handle may be necessary



RCWHL/DM

Wheel kit for a dual modular mobile workstation. Comes with 2x fixed wheels and 2x swivel locking wheels with all necessary bracing and fixing components *Handle may be necessary



RCWHL/SM

Wheel kit for a single modular mobile workstation. Comes with 2x fixed wheels and 2x swivel locking wheels with all necessary bracing and fixing components *Handle may be necessary



RCJNR

Joins drawer vertically. (Set of 4) *For frames only



RCHDLT

P Handle to fit dual and single mobile kits




RCHDL

Single mobile handle to fit pneumatic wheel kits




RCCRG

Carriage Set - Colour: Millennium grey (Includes metal bearings)



RCWCT

Work top bench for single frames, comes complete with fixing screws



RCWCT/DT

Work top bench for double frames, comes complete with fixing screws




RCC/TT/40

P Tray to fit 4 Series RolaCase cabinets. *also available for 4 series trolley kits code RCC/TT/40/T




RCC/TT/40 fitted




RCFIS/2 - RCFIS/3

Foam insert. RCFIS/2 to fit RC002 Series cases. RCFIS/3 to fit RC003 Series cases.



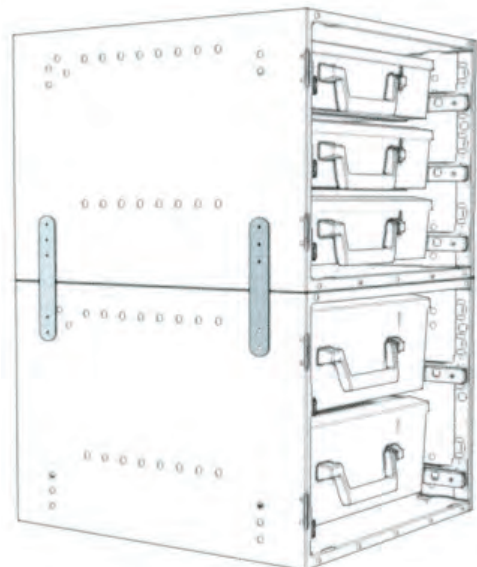
RCFIS/2 fitted in RC002/CL

CABINET DOORS



RolaCase cabinets can be fitted with a locking door for added security.

Each door is 0.9mm zinc annealed and powder coated with a 3-point locking mechanism (except RC3D).



CAT No.	DOOR TO FIT
RC3D	RC3DC, RC3DC/2D, RCSK2/C, RCSK3/C, RCDK2/C (x2), RCDK3/C (x2)
RC4D	RC4DC, RC4DC/3D, RCSK6/C, RCSK7/C, RCDK3-4/C (x2)
RC5D	RC5DC, RC5DC/4D, RCSK4/C, RCSK5/C, RCDK4/C (x2), RCDK5/C (x2), RCDK5-4/C (x2)
RC7D	RC7DC/PN, RC7DC/SM, RC7DC/DM (x2), RCSK7PN/C, RCSK7M/C, RCDK7M/C (x2)



RCJNR/C

Vertical joining bracket for connecting RolaCase cabinets vertically (4 per kit plus screws)



RCKIT40/3 + 1x RP428 + RCMD40FIS



OUR NEW AND IMPROVED PATENTED HANDLE



RCC/TT/120 +
RCKIT120/6 +
5x RP428 +
RCMD120FIS +
RCKIT120/3

1 CHOOSE YOUR KIT

2 SECURE YOUR KIT

RolaCase metal drawers & cabinets are engineer designed, tested & manufactured in Australia. These are ideal for all commercial vehicles & workplaces.

All of our innovative products are designed around three key elements:

Safety, Quality & Durability

NEW HANDLE FEATURES:

- IMPROVED ERGONOMICS
- IMPROVED MECHANICAL OPERATION
- OPTIONAL LOCK OR NO LOCK
- OPTIONAL CUSTOM KEY (ONE-KEY CAN OPEN ONE INDIVIDUAL LOCK/ONE KEY CAN OPEN MULTIPLE LOCKS)

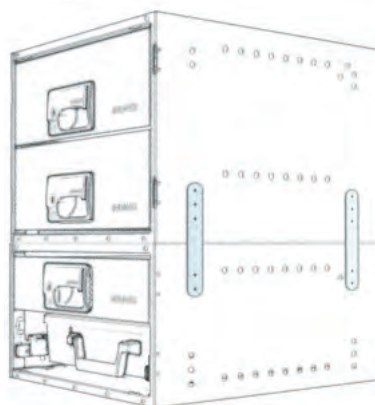


RCKIT80/7 + 3x RP428 +
RCMD80FIS

RSSPF/1300x510


CUSTOM RCKS5/C

ACCESSORIES:



RCJNR/C

Vertical joining bracket for connecting RolaCase cabinets vertically



RCPLH

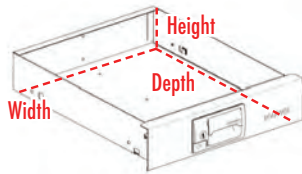
4 Plinth feet included with each Metal Drawer Kit

www.rolacase.com

4 SERIES METAL DRAWERS

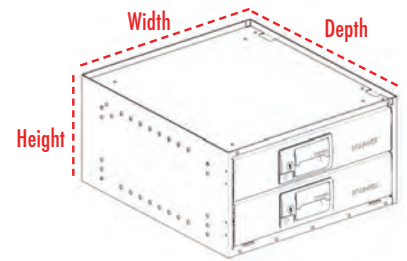
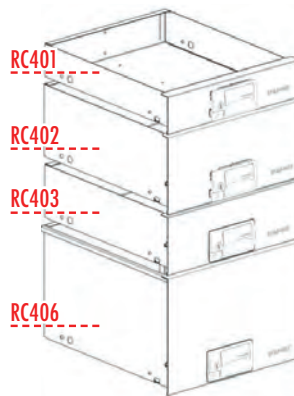
RolaCase 4 Series Cabinets are compatible with 4 series RolaShelf van racking systems.

- Engineer designed for truck bodies, commercial vehicles, and canopy use.
- Dual slam shut locking mechanism.
- 4 Series cabinets can have a combination of metal drawers and RolaCases.
- Drawers are available in 4 heights.



INTERNAL DRAWER DIMENSIONS


DRAWER	HEIGHT	DEPTH	WIDTH
RC401	80mm	420mm	350mm
RC402	170mm	420mm	350mm
RC403	130mm	420mm	350mm
RC406	270mm	420mm	350mm



OVERALL EXTERNAL DIMENSIONS


W- Width/ D- Depth /H- Height

ACCESSORIES



RCC/TT/40

Top tray to fit on top of RolaCase 4 Series Cabinets



RCMDC40FIS

Foam Insert to fit the gap left by RP428 plastic tubs in the 4 Series Drawers



RP428

Medium Orange Bin comes with 10 dividers - 1x to fit in the 4 Series Drawers



RCC/TT/40 + RCKIT40/3 + RP428 + RCMDC40FIS

*Set of 4 plinth feet included with every Metal Drawer Kit



RCKIT40/1

W-419mm D-460mm H-230mm

17.6kgs Zinc Coated/Steel Powder Coated/Plastic

RC2/40 cabinet with 2x RC401



RCKIT40/2

W-419mm D-460mm H-230mm

13.2kgs Zinc Coated/Steel Powder Coated/Plastic

RC2/40 cabinet with 1x RC401 & 1x RC001



RCKIT40/3

W-419mm D-460mm H-325mm

24.7kgs Zinc Coated/Steel Powder Coated/Plastic

RC3/40 cabinet with 3x RC401



RCKIT40/4

W-419mm D-460mm H-325mm

19.9kgs Zinc Coated/Steel Powder Coated/Plastic

RC3/40 cabinet with 2x RC403



RCKIT40/5

W-419mm D-460mm H-325mm

20.7kgs Zinc Coated/Steel Powder Coated/Plastic

RC3/40 cabinet with 2x RC401 & 1x RC001



RCKIT40/6

W-419mm D-460mm H-325mm

14.7kgs Zinc Coated/Steel Powder Coated/Plastic

RC3/40 cabinet with 1x RC403 & 1x RC003



RCKIT40/7

W-419mm D-460mm H-420mm

31.9kgs Zinc Coated/Steel Powder Coated/Plastic

RC4/40 cabinet with 4x RC401



RCKIT40/8

W-419mm D-460mm H-420mm

27.1kgs Zinc Coated/Steel Powder Coated/Plastic

RC4/40 cabinet with 1x RC401 & 2x RC403



RCKIT40/9

W-419mm D-460mm H-420mm
27.5kgs Zinc Coated/Steel Powder Coated/Plastic
RC4/40 cabinet with 3x RC401 & 1x RC001



RCKIT40/10

W-419mm D-460mm H-420mm
22.7kgs Zinc Coated/Steel Powder Coated/Plastic
RC4/40 cabinet with 2x RC403 & 1x RC001



RCKIT40/11

W-419mm D-460mm H-547mm
38kgs Zinc Coated/Steel Powder Coated/Plastic
RC5/40 cabinet with 5x RC401



RCKIT40/12

W-419mm D-460mm H-547mm
35kgs Zinc Coated/Steel Powder Coated/Plastic
RC5/40 cabinet with 2x RC401 & 2x RC403



RCKIT40/13

W-419mm D-460mm H-547mm
30.8kgs Zinc Coated/Steel Powder Coated/Plastic
RC5/40 cabinet with 3x RC401 & 2x RC001



RCKIT40/14

W-419mm D-460mm H-547mm
28kgs Zinc Coated/Steel Powder Coated/Plastic
RC5/40 cabinet with 2x RC403 & 2x RC001



RCKIT40/15

W-419mm D-460mm H-743mm
54.4kgs Zinc Coated/Steel Powder Coated/Plastic
RC7/40 cabinet with 7x RC401



RCKIT40/16

W-419mm D-460mm H-743mm
44.9kgs Zinc Coated/Steel Powder Coated/Plastic
RC7/40 cabinet with 1x RC401 & 4x RC403



RCKIT40/17

W-419mm D-460mm H-743mm
49.6kgs Zinc Coated/Steel Powder Coated/Plastic
RC7/40 cabinet with 4x RC401 & 2x RC403



RCKIT40/18

W-419mm D-460mm H-743mm
32kgs Zinc Coated/Steel Powder Coated/Plastic
RC7/40 cabinet with 2x RC403 & 4x RC001



RCKIT40/19

W-419mm D-460mm H-230mm
12.8kgs Zinc Coated/Steel Powder Coated/Plastic
RC2/40 cabinet with 1x RC402



RCKIT40/20

W-419mm D-460mm H-325mm
15.2kgs Zinc Coated/Steel Powder Coated/Plastic
RC3/40 cabinet with 1x RC406



RCKIT40/21

W-419mm D-460mm H-420mm
22.2kgs Zinc Coated/Steel Powder Coated/Plastic
RC4/40 cabinet with 2x RC402



RCKIT40/22

W-419mm D-460mm H-420mm
22.4kgs Zinc Coated/Steel Powder Coated/Plastic
RC4/40 cabinet with 1x RC401 & 1x RC406



RCKIT40/23

W-419mm D-460mm H-547mm
25.3kgs Zinc Coated/Steel Powder Coated/Plastic
RC5/40 cabinet with 1x RC402 & 1x RC406



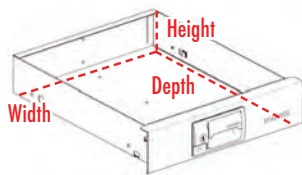
RCKIT40/24

W-419mm D-460mm H-743mm
35.3kgs Zinc Coated/Steel Powder Coated/Plastic
RC7/40 cabinet with 1x RC406 & 2x RC402

6 SERIES METAL DRAWERS

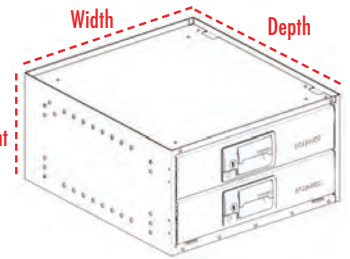
RolaCase metal drawers are the ultimate in tool & component storage. All metal drawers are manufactured in Australia & are engineer designed for vehicle use

- Metal cabinets & drawers can be joined horizontally with RolaCase drawers
- Operate on a dual slam shut locking mechanism
- All drawers are lockable for added security



INTERNAL DRAWER DIMENSIONS


DRAWER	HEIGHT	DEPTH	WIDTH
RC601	80mm	420mm	520mm
RC602	170mm	420mm	520mm
RC603	130mm	420mm	520mm
RC606	270mm	420mm	520mm



OVERALL EXTERNAL DIMENSIONS

W- Width/ D- Depth /H- Height

ACCESSORIES



RCC/TT/60

Top tray to fit on top of RolaCase 6 Series Cabinets.



RCMDC60FIS

Foam Insert to fit the gap left by RP428 plastic tubs in the 6 Series Drawers



RP428

Medium Orange Bin comes with 10 dividers - 2x to fit in the 6 Series Drawers



RCC/TT/60 + RCKIT60/13 +
2x RP428 + RCDMC60FIS

*Set of 4 plinth feet included with every Metal Drawer Kit



RCKIT60/1

W-600mm D-460mm H-230mm

21.3kgs Zinc Coated/Steel Powder Coated/Plastic

RC2/60 cabinet with 2x RC601



RCKIT60/2

W-600mm D-460mm H-325mm

29.4kgs Zinc Coated/Steel Powder Coated/Plastic

RC3/60 cabinet with 3x RC601



RCKIT60/3

W-600mm D-460mm H-325mm

24kgs Zinc Coated/Steel Powder Coated/Plastic

RC3/60 cabinet with 2x RC602



RCKIT60/4

W-600mm D-460mm H-420mm

37.7kgs Zinc Coated/Steel Powder Coated/Plastic

RC3/60 cabinet with 4x RC601



RCKIT60/5

W-600mm D-460mm H-420mm

32.3kgs Zinc Coated/Steel Powder Coated/Plastic

RC4/60 cabinet with 1x RC601 & 2x RC603



RCKIT60/6

W-600mm D-460mm H-547mm

46.4kgs Zinc Coated/Steel Powder Coated/Plastic

RC5/60 cabinet with 5x RC601



RCKIT60/7

W-600mm D-460mm H-547mm

41kgs Zinc Coated/Steel Powder Coated/Plastic

RC5/60 cabinet with 2x RC601 & 2x RC603



RCKIT60/8

W-600mm D-460mm H-743mm

63kgs Zinc Coated/Steel Powder Coated/Plastic

RC7/60 cabinet with 7x RC601



RCKIT60/9



RCKIT60/10



RCKIT60/11



RCKIT60/12

W-600mm D-460mm H-743mm	W-600mm D-460mm H-743mm	W-600mm D-460mm H-230mm	W-600mm D-460mm H-325mm
52.1kgs Zinc Coated/Steel Powder Coated/Plastic	57.5kgs Zinc Coated/Steel Powder Coated/Plastic	15.8kgs Zinc Coated/Steel Powder Coated/Plastic	18.7kgs Zinc Coated/Steel Powder Coated/Plastic
RC7/60 cabinet with 1x RC601 & 4x RC603	RC7/60 cabinet with 4x RC601 & 2x RC603	RC2/60 cabinet with 1x RC602	RC3/60 cabinet with 1x RC606



RCKIT60/13



RCKIT60/14



RCKIT60/15



RCKIT60/16

W-600mm D-460mm H-420mm	W-600mm D-460mm H-420mm	W-600mm D-460mm H-547mm	W-419mm D-460mm H-743mm
32.2kgs Zinc Coated/Steel Powder Coated/Plastic	26.7kgs Zinc Coated/Steel Powder Coated/Plastic	30.2kgs Zinc Coated/Steel Powder Coated/Plastic	41.2kgs Zinc Coated/Steel Powder Coated/Plastic
RC4/60 cabinet with 2x RC601 & 1x RC602	RC4/60 cabinet with 2x RC602	RC5/60 cabinet with 1x RC602 & 1x RC606	RC7/60 cabinet with 1x RC606 & 2x RC602



RCKIT60/17

W-419mm D-460mm H-743mm
46.6kgs Zinc Coated/Steel Powder Coated/Plastic
RC7/60 cabinet with 2x RC603 & 2x RC602

RCC/TT/60 + RCKIT60/7



RCC/TT/60 +
RCKIT60/5 +
2x RCC/TT/40 +
RCKIT40/14 +
RC4DC +
4x RC001/CL



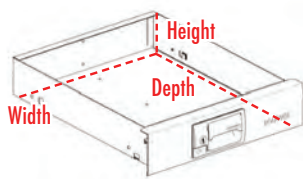
8 SERIES METAL DRAWERS

RolaCase 8 series cabinets are compatible with 8 series RolaShelf van racking systems.



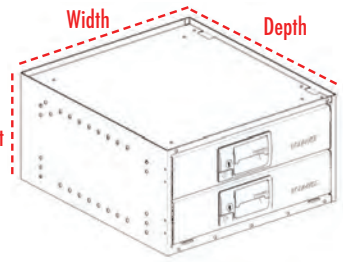
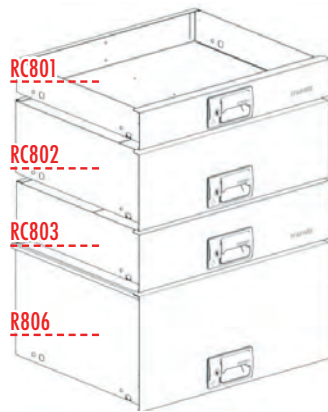
CUSTOM PLINTH FEET

Adjustable Plinth Feet ideal for canopy and service body anchoring



INTERNAL DRAWER DIMENSIONS


DRAWER	HEIGHT	DEPTH	WIDTH
RC801	80mm	420mm	755mm
RC802	170mm	420mm	755mm
RC803	130mm	420mm	755mm
RC806	270mm	420mm	755mm



OVERALL EXTERNAL DIMENSIONS

W- Width/ D- Depth /H- Height

ACCESSORIES



RCC/TT/80

Top tray to fit on top of RolaCase 8 Series Cabinets.



RCMD80FIS

Foam Insert to fit the gap left by RP428 plastic tubs in the 8 Series Drawers



RP428

Medium Orange Bin comes with 10 dividers - 3x to fit in the 8 Series Drawers



RCKIT80/7 +
3x RP428 + RCMD80FIS

*Set of 4 plinth feet included with every Metal Drawer Kit



RCKIT80/1

W-839mm D-460mm H-230mm

26.3kgs Zinc Coated/Steel Powder Coated/Plastic

RC2/80 cabinet with 2x RC801



RCKIT80/2

W-839mm D-460mm H-325mm

36kgs Zinc Coated/Steel Powder Coated/Plastic

RC3/80 cabinet with 3x RC801



RCKIT80/3

W-839mm D-460mm H-325mm

29.8kgs Zinc Coated/Steel Powder Coated/Plastic

RC3/80 cabinet with 2x RC803



RCKIT80/4

W-839mm D-460mm H-420mm

45.8kgs Zinc Coated/Steel Powder Coated/Plastic

RC4/80 cabinet with 4x RC801



RCKIT80/5

W-839mm D-460mm H-420mm

39.8kgs Zinc Coated/Steel Powder Coated/Plastic

RC4/80 cabinet with 1x RC801 & 2x RC803



RCKIT80/6

W-839mm D-460mm H-547mm

56.5kgs Zinc Coated/Steel Powder Coated/Plastic

RC5/80 cabinet with 5x RC801



RCKIT80/7

W-839mm D-460mm H-547mm

50.2kgs Zinc Coated/Steel Powder Coated/Plastic

RC5/80 cabinet with 2x RC801 & 2x RC803



RCKIT80/8

W-839mm D-460mm H-743mm

80.8kgs Zinc Coated/Steel Powder Coated/Plastic

RC7/80 cabinet with 7x RC801



RCKIT80/9

W-839mm D-460mm H-743mm
68.2kgs Zinc Coated/Steel Powder Coated/Plastic
RC7/80 cabinet with 1x RC801 & 4x RC803



RCKIT80/10

W-839mm D-460mm H-743mm
74.5kgs Zinc Coated/Steel Powder Coated/Plastic
RC7/80 cabinet with 4x RC801 & 2x RC803



RCKIT80/11

W-839mm D-460mm H-743mm
49.8kgs Zinc Coated/Steel Powder Coated/Plastic
RC7/80 cabinet with 3x RC801 & 1x RC85H



RCKIT80/12

W-839mm D-460mm H-743mm
51.8kgs Zinc Coated/Steel Powder Coated/Plastic
RC7/80 cabinet with 1x RC801, 2x RC803 & 1x RC85H



RCKIT80/13

W-839mm D-460mm H-743mm
43.2kgs Zinc Coated/Steel Powder Coated/Plastic
RC7/80 cabinet with 1x RC801, 1x RC802 & 1x RC85H



RCKIT80/14

W-839mm D-460mm H-230mm
19.9kgs Zinc Coated/Steel Powder Coated/Plastic
RC2/80 cabinet with 1x RC802



RCKIT80/15

W-839mm D-460mm H-325mm
23.5kgs Zinc Coated/Steel Powder Coated/Plastic
RC3/80 cabinet with 1x RC806



RCKIT80/16

W-839mm D-460mm H-420mm
39.5kgs Zinc Coated/Steel Powder Coated/Plastic
RC4/80 cabinet with 2x RC801 & 1x RC802



RCKIT80/17

W-839mm D-460mm H-420mm
33.4kgs Zinc Coated/Steel Powder Coated/Plastic
RC4/80 cabinet with 2x RC802



RCKIT80/18

W-839mm D-460mm H-547mm
43.8kgs Zinc Coated/Steel Powder Coated/Plastic
RC5/80 cabinet with 2x RC802 & 1x RC801



RCKIT80/19

W-839mm D-460mm H-547mm
37.6kgs Zinc Coated/Steel Powder Coated/Plastic
RC5/80 cabinet with 1x RC802 & 1x RC806



RCKIT80/20

W-839mm D-460mm H-743mm
61.8kgs Zinc Coated/Steel Powder Coated/Plastic
RC7/80 cabinet with 1x RC801 & 3x RC802



RCKIT80/21

W-839mm D-460mm H-743mm
55.7kgs Zinc Coated/Steel Powder Coated/Plastic
RC7/80 cabinet with 1x RC801 & 2x RC806



RCKIT80/22

W-839mm D-460mm H-743mm
55.6kgs Zinc Coated/Steel Powder Coated/Plastic
RC7/80 cabinet with 1x RC806 & 2x RC802



RCKIT80/16 & RCKIT40/18

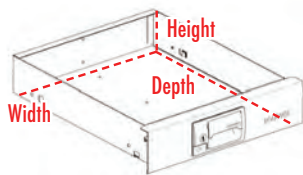
10 SERIES METAL DRAWERS

RolaCase 10 series cabinets are compatible with 10 series RolaShelf van racking systems.



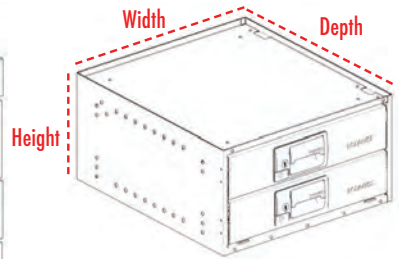
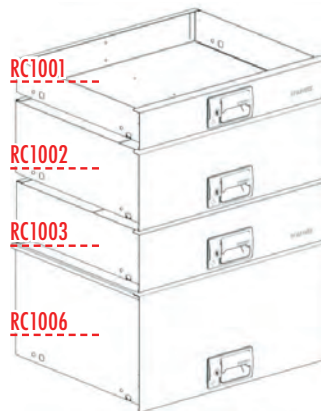
CUSTOM PLINTH FEET

Adjustable Plinth Feet ideal for canopy and service body anchoring



INTERNAL DRAWER DIMENSIONS


DRAWER	HEIGHT	DEPTH	WIDTH
RC1001	80mm	420mm	940mm
RC1002	170mm	420mm	940mm
RC1003	130mm	420mm	940mm
RC1006	270mm	420mm	940mm



OVERALL EXTERNAL DIMENSIONS

W- Width/ D- Depth /H- Height

ACCESSORIES



RCC/TT/100

Top tray to fit on top of RolaCase 10 Series Cabinets.



RCMDC100FIS

Foam Insert to fit the gap left by RP428 plastic tubs in the 10 Series Drawers



RP428

Medium Orange Bin comes with 10 dividers - 4x to fit in the 10 Series Drawers



RCC/TT/100 + RCKIT100/10 + 4x RP428 + RCDMC100FIS

*Set of 4 plinth feet included with every Metal Drawer Kit



RCKIT100/1

W-1010mm D-460mm H-230mm

29.6kgs Zinc Coated/Steel Powder Coated/Plastic

RC2/100 cabinet with 2x RC1001



RCKIT100/2

W-1010mm D-460mm H-325mm

40.3kgs Zinc Coated/Steel Powder Coated/Plastic

RC3/100 cabinet with 3x RC1001



RCKIT100/3

W-1010mm D-460mm H-325mm

33.7kgs Zinc Coated/Steel Powder Coated/Plastic

RC3/100 cabinet with 2x RC1003



RCKIT100/4

W-1010mm D-460mm H-420mm

51.1kgs Zinc Coated/Steel Powder Coated/Plastic

RC4/100 cabinet with 4x RC1001



RCKIT100/5

W-1010mm D-460mm H-420mm

44.4kgs Zinc Coated/Steel Powder Coated/Plastic

RC4/100 cabinet with 1x RC1001 & 2x RC1003



RCKIT100/6

W-1010mm D-460mm H-547mm

62.9kgs Zinc Coated/Steel Powder Coated/Plastic

RC5/100 cabinet with 5x RC1001



RCKIT100/7

W-1010mm D-460mm H-547mm

56.2kgs Zinc Coated/Steel Powder Coated/Plastic

RC5/100 cabinet with 2x RC1001 & 2x RC1003



RCKIT100/8

W-1010mm D-460mm H-743mm

84.5kgs Zinc Coated/Steel Powder Coated/Plastic

RC7/100 cabinet with 7x RC1001



RCKIT100/9

	W-1010mm D-460mm H-743mm
	71.1kgs Zinc Coated/Steel Powder Coated/Plastic
	RC7/100 cabinet with 1x RC1001 & 4x RC1003



RCKIT100/10

	W-1010mm D-460mm H-743mm
	77.8kgs Zinc Coated/Steel Powder Coated/Plastic
	RC7/100 cabinet with 4x RC1001 & 2x RC1003



RCKIT100/11

	W-1010mm D-460mm H-743mm
	50.2kgs Zinc Coated/Steel Powder Coated/Plastic
	RC7/100 cabinet with 3x RC1001 & 1x RC10SH



RCKIT100/12

	W-1010mm D-460mm H-743mm
	53kgs Zinc Coated/Steel Powder Coated/Plastic
	RC7/100 cabinet with 1x RC1001, 2x RC1003 & 1x RC10SH



RCKIT100/13

	W-1010mm D-460mm H-743mm
	44.2kgs Zinc Coated/Steel Powder Coated/Plastic
	RC7/100 cabinet with 1x RC1001, 1x RC1002 & 1x RC10SH



RCKIT100/14

	W-1010mm D-460mm H-230mm
	23.5kgs Zinc Coated/Steel Powder Coated/Plastic
	RC2/100 cabinet with 1x RC1002



RCKIT100/15

	W-1010mm D-460mm H-325mm
	26.8kgs Zinc Coated/Steel Powder Coated/Plastic
	RC3/100 cabinet with 1x RC1006



RCKIT100/16

	W-1010mm D-460mm H-420mm
	45kgs Zinc Coated/Steel Powder Coated/Plastic
	RC4/100 cabinet with 2x RC1001 & 1x RC1002



RCKIT100/17

	W-1010mm D-460mm H-420mm
	38.9kgs Zinc Coated/Steel Powder Coated/Plastic
	RC4/100 cabinet with 2x RC1002



RCKIT100/18

	W-1010mm D-460mm H-547mm
	50.7kgs Zinc Coated/Steel Powder Coated/Plastic
	RC5/100 cabinet with 1x RC1001 & 2x RC1002



RCKIT100/19

	W-1010mm D-460mm H-547mm
	43.2kgs Zinc Coated/Steel Powder Coated/Plastic
	RC5/100 cabinet with 1x RC1002 & 1x RC1006



RCKIT100/20

	W-1010mm D-460mm H-743mm
	66.2kgs Zinc Coated/Steel Powder Coated/Plastic
	RC7/100 cabinet with 1x RC1001 & 3x RC1002



RCKIT100/21

	W-1010mm D-460mm H-743mm
	57.4kgs Zinc Coated/Steel Powder Coated/Plastic
	RC7/100 cabinet with 2x RC1006 & 1x RC1001



RCKIT100/22

	W-1010mm D-460mm H-743mm
	58.7kgs Zinc Coated/Steel Powder Coated/Plastic
	RC7/100 cabinet with 1x RC1006 & 2x RC1002



RCC/TT/120
+ RCKIT120/9
+ RCKIT120/3
+ RSFLE +
RS120A

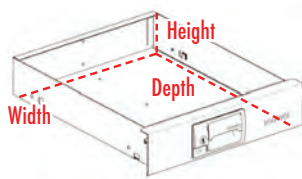
12 SERIES METAL DRAWERS

RolaCase 12 series cabinets are compatible with 12 series RolaShelf van racking systems.



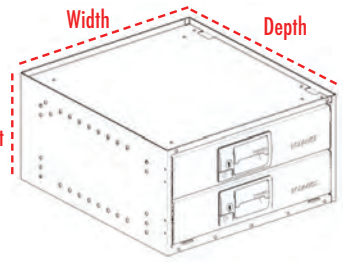
CUSTOM PLINTH FEET

Adjustable Plinth Feet ideal for canopy and service body anchoring



INTERNAL DRAWER DIMENSIONS


DRAWER	HEIGHT	DEPTH	WIDTH
RC1201	80mm	420mm	1190mm
RC1202	170mm	420mm	1190mm
RC1203	130mm	420mm	1190mm
RC1206	270mm	420mm	1190mm



OVERALL EXTERNAL DIMENSIONS


W- Width/ D- Depth /H- Height

ACCESSORIES



RCC/TT/120

Top tray to fit on top of RolaCase 12 Series Cabinets.




RCMDC120FIS

Foam Insert to fit the gap left by RP428 plastic tubs in the 12 Series Drawers



RP428

Medium Orange Bin With Dividers
5x to fit in the 12 Series Drawers



RCC/TT/120 +
RCKIT120/6 +
RCKIT120/3 +
5x RP428 +
RCMDC120FIS

*Set of 4 plinth feet included with every Metal Drawer Kit



RCKIT120/1

W-1259mm D-460mm H-230mm

37kgs Zinc Coated/Steel Powder Coated/Plastic

RC2/120 cabinet with 2x RC1201



RCKIT120/2

W-1259mm D-460mm H-325mm

51.2kgs Zinc Coated/Steel Powder Coated/Plastic

RC3/120 cabinet with 3x RC1201



RCKIT120/3

W-1259mm D-460mm H-325mm

40.1kgs Zinc Coated/Steel Powder Coated/Plastic

RC3/120 cabinet with 2x RC1203



RCKIT120/4

W-1259mm D-460mm H-420mm

63.9kgs Zinc Coated/Steel Powder Coated/Plastic

RC4/120 cabinet with 4x RC1201



RCKIT120/5

W-1259mm D-460mm H-420mm

52.8kgs Zinc Coated/Steel Powder Coated/Plastic

RC4/120 cabinet with 1x RC1201 & 2x RC1203



RCKIT120/6

W-1259mm D-460mm H-547mm

79.4kgs Zinc Coated/Steel Powder Coated/Plastic

RC5/120 cabinet with 5x RC1201



RCKIT120/7

W-1259mm D-460mm H-547mm

67.5kgs Zinc Coated/Steel Powder Coated/Plastic

RC5/120 cabinet with 2x RC1201 & 2x RC1203



RCKIT120/8

W-1259mm D-460mm H-743mm

105.7kgs Zinc Coated/Steel Powder Coated/Plastic

RC7/120 cabinet with 7x RC1201



RCKIT120/9

W-1259mm D-460mm H-743mm
91.3kgs Zinc Coated/Steel Powder Coated/Plastic
RC7/120 cabinet with 1x RC12001 & 4x RC1203



RCKIT120/10

W-1259mm D-460mm H-743mm
94.6kgs Zinc Coated/Steel Powder Coated/Plastic
RC7/120 cabinet with 4x RC1201 & 2x RC1203



RCKIT120/11

W-1259mm D-460mm H-743mm
62.2kgs Zinc Coated/Steel Powder Coated/Plastic
RC7/120 cabinet with 3x RC1201 & 1x RC125SH



RCKIT120/12

W-1259mm D-460mm H-743mm
63kgs Zinc Coated/Steel Powder Coated/Plastic
RC7/120 cabinet with 1x RC1201, 2x RC1203 & 1x RC125H



RCKIT120/13

W-1259mm D-460mm H-743mm
50kgs Zinc Coated/Steel Powder Coated/Plastic
RC7/120 cabinet with 1x RC1201 & 1x RC1203 & 1x RC125H

METAL DRAWER TROLLEYS AVAILABLE!
IN ALL SERIES
TO KNOW MORE PLEASE GO TO
WWW.ROLACASE.COM



RCC/TT/40/T + CUSTOM METAL DRAWER + RCWHL/PN



RSWB/120 + RCKIT120/3



2x RCC/TT/40 + RCKIT40/8 + RCSK7/C





RSKIT8/HD/EP

Inclusions


Qty	Code	Description
1	RSSFR/HD/80/X	Heavy Duty Start Frame
2	RSSHL/84	Mid Mount Shelf
1	RSSHL/88	Low Mount Shelf
1	RSSHL/86	Floor Mount Shelf
1	RSPEP/L	End Panel
2	RSPEP/HK	End Panel Hooks
1	RSPEP/MH	End Panel Tool Tray



RSKIT7/HD

Inclusions


Qty	Code	Description
1	RSSFR/HD/80/X	Heavy Duty Start Frame
1	RSSHL/83	High Mount Shelf
1	RSSHL/84	Mid Mount Shelf
1	RSSHL/85	Low Mount Shelf
1	RSSHL/86	Floor Mount Shelf
6	RP25	Red Small Plastic Bin
2	RP120	Red Medium Plastic Bin + Dividers
8	RP100	Small Grey Plastic Bin + Dividers
2	RP240	Large Red Plastic Bin
1	RCDK3-2/C	Dual Cabinet Kit with RolaCases
2	RSBAR/80	Support Bar
1	RSPEP/UNV/FT	Flat End Panel



RSKIT13/HD

Inclusions

Qty	Code	Description
1	RSSFR/HD/120/X	Heavy Duty Start Frame
1	RSEFR/HD/80/X	Heavy Duty Extension Frame
1	RSSHL/83	High Mount Shelf
1	RSSHL/84	Mid Mount Shelf
1	RSSHL/88	Low Mount Shelf
1	RSSHL/86	Floor Mount Shelf
2	RSSHL/128	Floor Mount Shelf
1	RSLBX/122	Lockable Box
6	RP25	Red Small Plastic Bin
2	RP120	Red Medium Plastic Bin
16	RP400X200	Large Grey Plastic Bin + Dividers
2	RP240	Large Red Plastic Bin
1	RSPEP/UNV/FT	Flat End Panel



RSKIT2/HD

Inclusions

Qty	Code	Description
1	RSSFR/HD/120/X	Heavy Duty Start Frame
1	RSEFR/HD/80/X	Heavy Duty Extension Frame
1	RSSHL/83	High Mount Shelf
1	RSSHL/84	Mid Mount Shelf
1	RSSHL/85	Low Mount Shelf
1	RSSHL/86	Floor Mount Shelf
1	RSSHL/123	High Mount Shelf
1	RSSHL/124	Mid Mount Shelf
1	RSSHL/125	Low Mount Shelf
1	RSSHL/128	Floor Mount Shelf
15	RP25	Red Small Plastic Bin
5	RP120	Red Medium Plastic Bin + Dividers
12	RP100	Large Grey Plastic Bin + Dividers
1	RSFLE + RS840A	Floor Mount Enclosure
1	RSPEP/UNV/FT	Flat End Panel

For more kits and more information
please go online to www.rolacase.com



RCVCH
VERTICAL
CASE HOLDER

FIRST AID KITS FOR VEHICLES AND THE WORKPLACE (AUSTRALIA ONLY)

STATE	FIRST AID KIT 1	FIRST AID KIT 2	FIRST AID KIT 3	FIRST AID KIT 4	REGULATIONS
VIC	✓				For 1-25 Employees
QLD		✓			For 1-30 Employees
WA			✓		For 1-25 Employees
NSW				✓	Safe Work Australia
ACT				✓	
TAS				✓	Suitable for a typical workplace
SA				✓	Subject to a specific workplace risk assessment and employee consultations
NT				✓	
CAT No.	RCFAK1	RCFAK2	RCFAK3	RCFAK3	

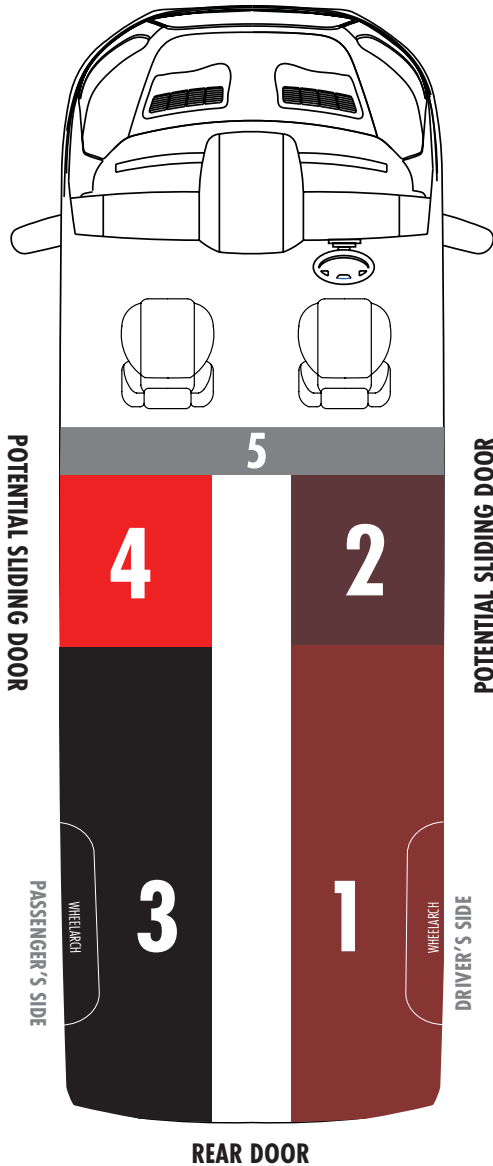
These first aid kits meet or exceed state or territory prescribed regulations or Codes of Practice for workplaces with less than 25 people (30 people for Queensland, 100 people for Tasmania & 50 people for SA). For large workplaces, remote locations, or high-risk workplaces, additional 1st aid material or kits may be required. Each workplace should conduct a risk hazard assessment and consult with their employees to properly assess their specific first aid and OH&S requirements.

✓ Select for state regulations
*Workplace Risk & Hazard assessment required (Recommended for all).
These first aid kits meet or exceed state or territory prescribed regulations or codes of practice for workplaces.



RCFAK3





- 1** DRIVER'S SIDE REAR
- 2** DRIVER'S SIDE FRONT
- 3** PASSENGER'S SIDE REAR
- 4** PASSENGER SIDE FRONT
- 5** CARGO BARRIER

Vehicle: _____

Make: _____

Model: _____

CONSIDERATIONS WHEN DESIGNING YOUR FITOUT

Vehicle Flooring	Hexa <i>hardwood with resin</i> <input type="checkbox"/>	Plywood 12mm <input type="checkbox"/>	Rubber Mat 5mm <input type="checkbox"/>	Carpet <input type="checkbox"/>
Shelving	Passenger's Side <input type="checkbox"/>	Driver's Side <input type="checkbox"/>	Both <input type="checkbox"/>	Other <input type="checkbox"/>
RolaCases	Cabinet Kits <input type="checkbox"/>	Metal Drawers <input type="checkbox"/>	Frame Kits <input type="checkbox"/>	RolaCases <input type="checkbox"/>
Other	Lockable Box <input type="checkbox"/>	Gas Cabinets <input type="checkbox"/>	Cable Drum Holder <input type="checkbox"/>	Floor Mount Enclosure <input type="checkbox"/>
Accessories	Plastic Bins <input type="checkbox"/>	End Panels <input type="checkbox"/>	Roof Racks <input type="checkbox"/>	Tow Bar <input type="checkbox"/>
Cargo Barrier	Mesh Barrier <input type="checkbox"/>	Vapour Barrier <input type="checkbox"/>	Aircon Screen <input type="checkbox"/>	Other: _____
Electronics	Inverter <input type="checkbox"/>	Fridge <input type="checkbox"/>	Battery <input type="checkbox"/>	Other: _____

ROLA·CASE
MULTIPLE STORAGE SYSTEMS



ROLA·Shelf
VEHICLE STORAGE SYSTEMS

The leading manufacturer of Commercial grade Van Accessories & Mobile Storage Systems. All products are engineer designed, tested, and manufactured in Australia.



AUSTRALIA WIDE INSTALLERS AND DISTRIBUTORS

CONNECT WITH US:

 **1300 650 719**

 www.rolacase.com

 enquiry@rolacase.com

 facebook.com/rolacase

 instagram.com/rolacaserolashelf

DISTRIBUTED BY:

