



GATEWAY G2

Model :	G2-GATE
Dimensions :	70 x 70 x 26mm
Network :	WiFi 2.4G
IEEE standard :	802.11 b/g/n
Power interface :	Type-C USB
Power input :	DC 5V/500mA

Light Status




When the gateway is powered on:

- Light flashes in **RED** and **BLUE**: Stand-by mode (ready for pairing)
- Blue light: Working mode
- Red light: Network failure

Pair the Gateway with APP

1 Open the APP



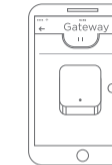
2 Touch the "☰" icon on the top left of the screen



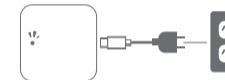
3 Select [Gateway]



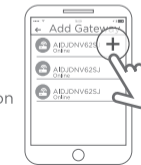
4 Select **G2**



5 Plug in the gateway and power it on



6 While the light is flashing in **RED** and **BLUE**, press "+" icon



7 Add Gateway



8 Select the network and input your WIFI password



9 Add complete

⚠ Notice: If times out, please power off and try it again.