

ES110 Series Electric Strike

General Description

The ES110 is a cost efficient robust electric strike with a solid construction of one-piece cast aluminium body and stainless steel striker. Having a deeper than normal strike-keeper area, ES110 is designed to work with an extensive range of locks and offers the same level of security and reliability usually provided by more expensive electric locking solutions.

Extension lips are available to accommodate the installation of electric strikes on door frames with different thickness. The ES110 product range of patented electric strikes are suitable for use with all access control installations where flexibility, security and lower cost are required.

Key Features

- Fail safe/fail secure changeable on site
- Stainless steel striker for extra strength and durability
- Stainless steel locking pins
- Multi Voltage 12Vdc and 24Vdc
- Optional mounting kit
- Installation template
- Suitable For 18mm latch with a 3mm door gap
- Australian designed
- **TRIGARE**® 5 Year Warranty

Applications

- Exposed areas
- High traffic areas
- Open in/open out doors
- Suitable for use with all access control systems



Standards and Compliance



Successfully fire rated up to 4hrs on fire door assemblies in accordance with AS1905.1. 2005 (Part 1: Fire resistant door sets)



Approved to UL1034 (highest level)



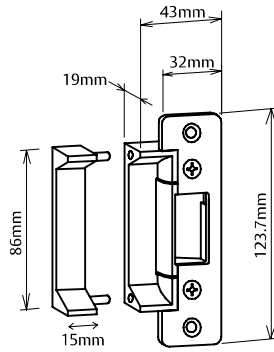
CE Approved



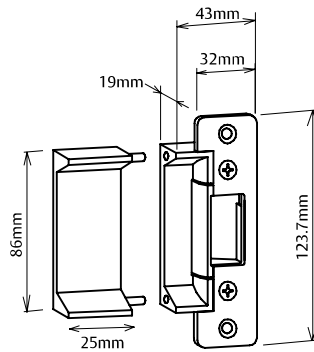
C-Tick Certified

Weather Resistant IP56

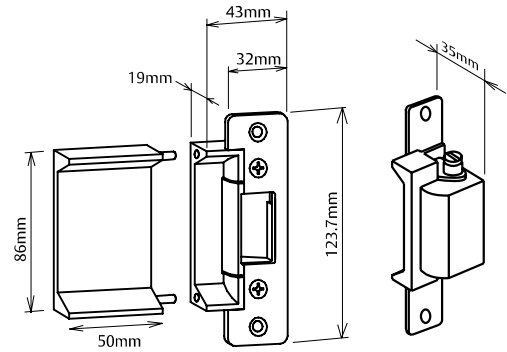
ES110 Series Electric Strike



ES110 with 15mm ext lip
- "A" Plate



ES110 with 25mm ext lip
- "A" Plate



ES110 with 50mm ext lip
- "A" Plate

ES110 Technical Information

Voltage	12Vdc and 24Vdc
Current	250 mA @ 12Vdc - 125mA @ 24Vdc
Solenoid	Solenoids are rated for continuous use
Monitoring	None
Holding Force	680 kg Static Strength Rating
Endurance	Cycle tested to 1,000,000 operations
Environment	Operational temperature range -20°C to +60°C Weather resistant construction (IP56)
Body	Cast Aluminium Construction
Keeper	Stainless Steel

Ordering Information

Product Description
ES111 12/24Vdc PTL W/Res A-Type Rnd Cnr S/Steel F/Plate
ES111 12/24Vdc PTL W/Res A-Type Rnd Cnr S/Steel F/Plate & H/Rnd
ES111 12/24Vdc PTL W/Res H-Type Sq Cnr S/Steel F/Plate Lipless
ES111 12/24Vdc PTL W/Res H-Type Sq Cnr S/Steel F/Plate & H/Rnd
ES111 12/24Vdc PTL W/Res A-Type Rnd Cnr S/Steel F/Plate Lipless & H/Rnd
ES112 12/24Vdc PTO W/Res A-Type Rnd Cnr S/Steel F/Plate & H/Rnd
ES112 12/24Vdc PTO W/Res H-Type Sq Cnr S/Steel F/Plate

Note: For additional face plate options see over the page

Note: Strikes comes standard with Extension Lip Holes

Abbreviation Key

PTO	Power to Open (Fail Secure)
PTL	Power to Lock (Fail Safe)
W/RES	Weather Resistant
A-Type	Short style face plate with round corners
H-Type	Long style face plate with square corners
H/RND	Long style face plate with round corners (Accessory)
LIPLESS	No Lip on the Lock body
S/STEEL	Stainless Steel
F/PLATE	Face Plate

Specification Statement

Where Power to Lock and Power to Open functions may be required in the same building, the strike must be interchangeable from either "Power to Lock" or "Power to Open" on site.

The electric strike should not consume current greater than 250 mA @ 12Vdc - 125mA @ 24Vdc and have a solenoid suitable for continuous use. Certifications must include CE, C-tick and 4hr fire rating.

The strike should have a minimum holding force of 680kg, and an endurance rating of 1 million cycles.

Accessories

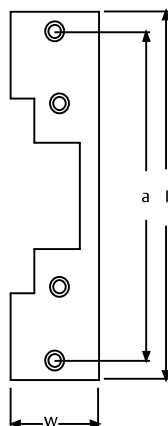
Part Number	Product Description	Part Number
100111-060M	15mm Extension Lip	220110-502
110111-060M	25mm Extension Lip	220110-503
110111-150M	50mm Extension Lip	220110-504
110111-160M	Mounting Kit	220200-518
110111-190M	Rebate Plate	210100-523
110112-060M		
110112-140M		

ES100 / ES110 Faceplate Options

Faceplates

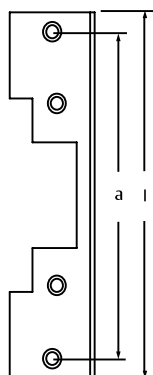
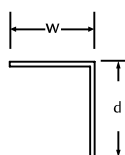
Faceplate Style	l	w	a	Part Number
A (ANSI Short) - SS	123.7	31.7	104.8	210100-544
B (ANSI Long) - SS	201.6	36.3	185.7	210100-530

Note: SS - Stainless Steel



Faceplate Style	l	w	d	a	Part Number
J - AL	201.6	32	16	185.7	210100-523

Note: AL - Aluminium



Faceplate Style	l	w	a	b	Part Number
D (Euro Sash RH) [DIN Left] - SS	209	31.7	60	11.7	219100-538
E (Euro Sash LH) [DIN Right] - SS	209	31.7	60	11.7	219100-539
F (UK Sash RH) [DIN Left] - SS	251	25	74	12	210100-528
G (UK Sash LH) [DIN Right] - SS	251	25	74	12	210100-527

Note: SS - Stainless Steel
All face plates are sold separately

