

# MAGNETIC DOOR HOLDER

R40/ R40-PCH Wall Mount Electro Magnetic Door Holder 50





# R40-PCH-24/ R40S-24/ R40-PCH-24-LSS/ R40S-24-LSS

## Magnetic Door Holder



v.1.2  
2015-07-01

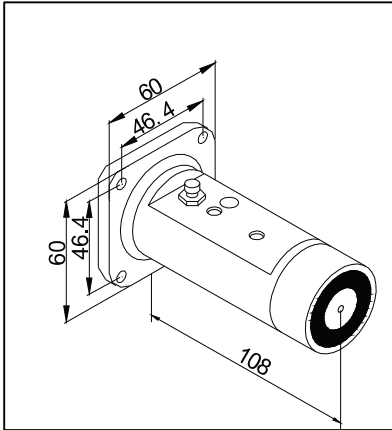
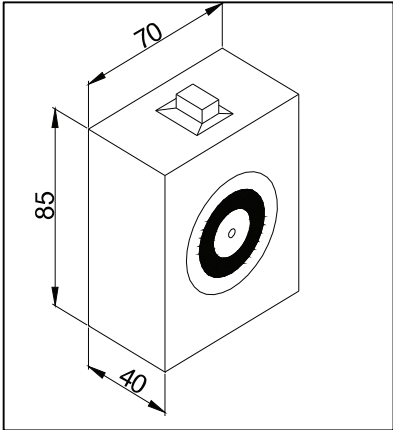






## Introduction

The magnetic door holder is installed where doors are required to be held in the open position for general traffic. The magnetic door holders have passed the BS fire rating of 4 hours. These devices are operated in 24Vdc with optional feature of monitoring or non-monitoring feature. 12Vdc operated door holders are also available upon special request to manufacturer.

## Specification

SPECIFICATION	R40-PCH and R40S series
Illustration	<div style="display: flex; justify-content: space-around; align-items: center;"> <div style="text-align: center;">  <p>Illustration of R40-PCH (Extension wall mount)</p> </div> <div style="text-align: center;">  <p>Illustration of R40S (Wall mount)</p> </div> </div>
Certifications	  <p>BS476: The product has been tested under British Standard for a 240minutes fire testing.</p>
Lock Mode	Power to Lock
Lock Body Dimension	60L x 108W x 60H (mm) -- R40-PCH series 70L x 40W x 85H (mm) -- R40S series
Lock Operating Voltage	24Vdc ±10% -- standard 12Vdc ±10% -- upon special request
Lock Operating Current	160mA/12Vdc 80mA/24Vdc
Lock Holding Force	40kgs
Output Signals	<b>Lock Status Sensor (LSS), available for R40-PCH-24-LSS and R40S-24-LSS model</b> 30Vdc/0.2A
Operating Temp	-10°C ~60°C
Weight	<b>R40-PCH-24: 1,000g; R40S-24-LSS : 500g</b>
Operating Humidity	0~80% (non-condensing)
Surface Finish	high quality plating for anti-corrosion
Standard Packing	16pcs/carton





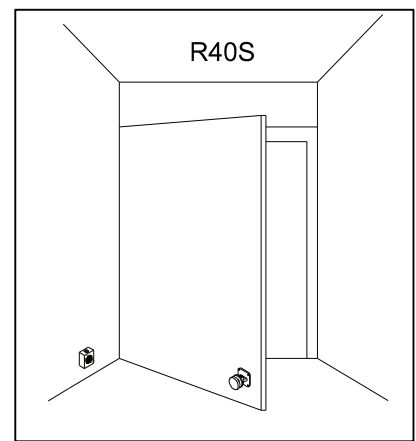
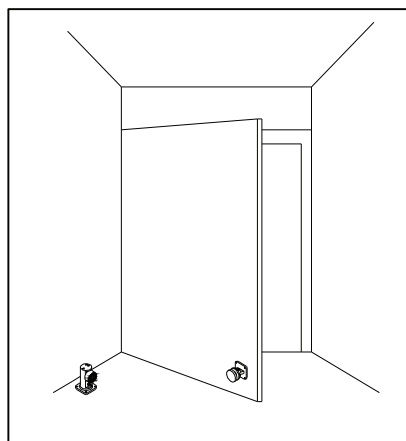
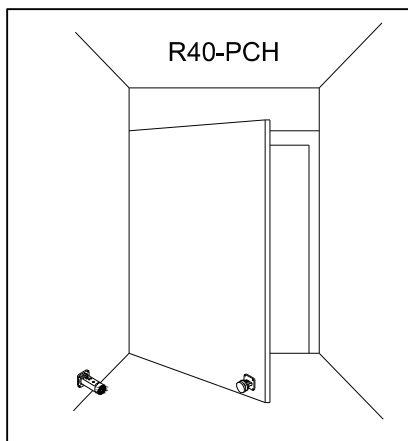
## Wirings

WIRING:        + RED    \_\_\_\_\_ ●    ↘  
                     - BLACK \_\_\_\_\_ ●    ↙    24Vdc POWER INPUT(12Vdc available)

LSS WIRING: BLACK (COM), RED (NC), GREEN(NO)

**Note: There is no polarity on power input.**

## Installation Illustration





## R40-PCH and R40S Series Models

R40-PCH/ R40S SERIES	MODEL NUMBER	DESCRIPTION
Model	R40-PCH-24	Extension wall mount fire door holder, 24Vdc, without monitoring
	R40-PCH-24-LSS	Extension wall mount fire door holder, 24Vdc, with monitoring
	R40S-24	Wall mount fire door holder, 24Vdc, without monitoring
	R40S-24-LSS	Wall mount fire door holder, 24Vdc, with monitoring
	R40-PCH-12	Extension wall mount fire door holder, 12Vdc, without monitoring
	R40-PCH-12-LSS	Extension wall mount fire door holder, 12Vdc, with monitoring
	R40S-12	Wall mount fire door holder, 12Vdc, without monitoring
	R40S-12-LSS	Wall mount fire door holder, 12Vdc, with monitoring

