



## 694.009

One of the unique characteristics of this CMT cutter head is its capacity to craft indestructible glue joints both quickly and accurately. Ideal for shaping panels, doors and furniture pieces of wide proportion. Simply run one side of the panel, turn the panel over, and then run the opposite side. The result? Perfectly harmonized reverse cuts which match up to produce a flawless joint. Excellent for most materials, but ideal on hard wood, and wood panels.

For spindle moulder machines and double-end tenoners.

### TECHNICAL DETAILS:

- Hard aluminium alloy body with high resistance to tensile and yield stress.
- 2 HMM knives 40x18x2mm [Z2].
- Tools for manual feed (MAN).
- Pins for the automatic positioning of the knives.

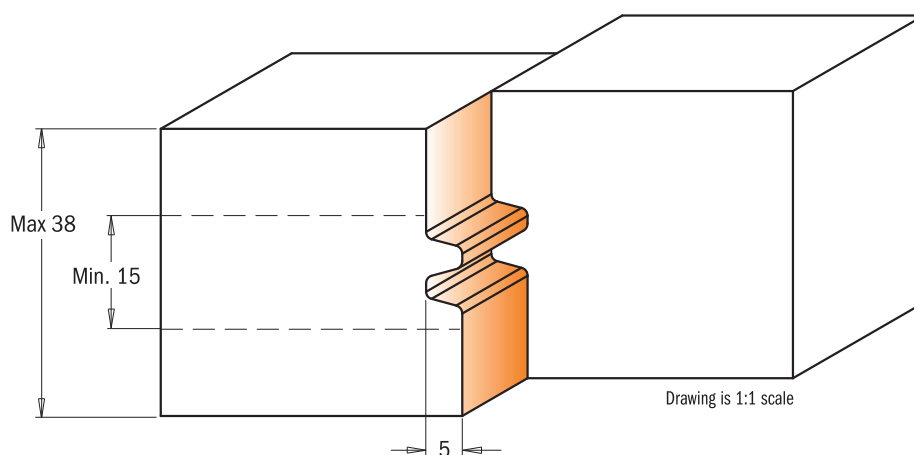
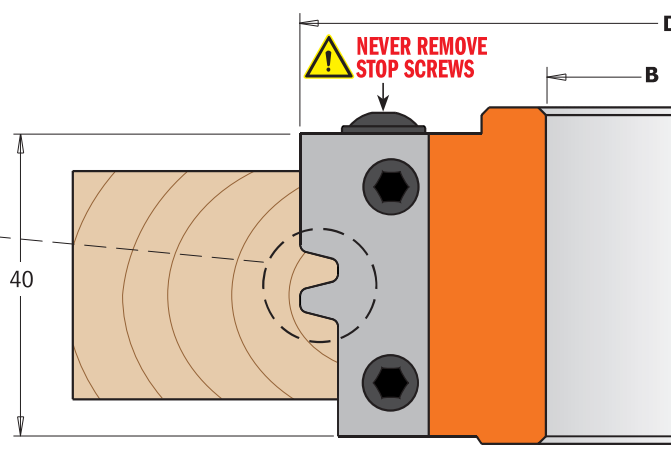
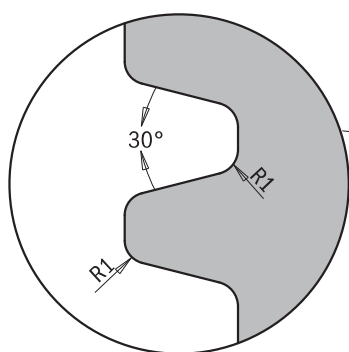
### SAFETY TIPS



The **TW-006** Torque Screwdriver is recommended for the proper fastening of screws (see page 413).



Supplied in a sturdy plastic carry case



D mm	B mm	Z	RPM		ORDER NO.
100	30	2	7500~12500	1	<b>694.009.30</b>
100	31,75	2	7500~12500	1	<b>694.009.31</b>
100	35	2	7500~12500	1	<b>694.009.35</b>
120	40	2	6400~10500	1	<b>694.009.40</b>
120	50	2	6400~10500	1	<b>694.009.50</b>

### Spare parts

x2			
695.009.01	695.999.38	990.064.00	991.064.00
695.009.01	695.999.38	990.064.00	991.064.00
695.009.01	695.999.38	990.064.00	991.064.00
695.009.01	695.999.38	990.064.00	991.064.00
695.009.01	695.999.38	990.064.00	991.064.00