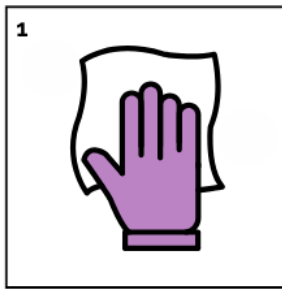


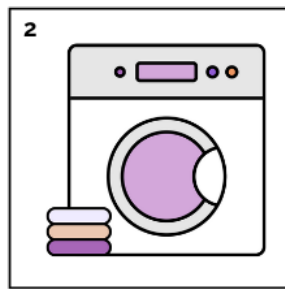
## S-7XTRA® Tub Wipes – Directions for Use

AUST R 463988 | AUST L 232014

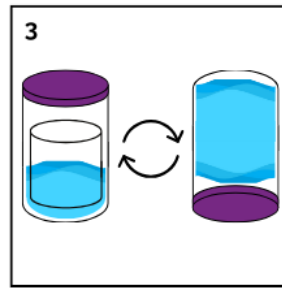
1. Where gross soiling is evident, or if directed by a workplace procedure or IFU from a relevant medical device OEM, pre-clean the surface or non-invasive medical device using a clean cloth, neutral detergent, or S-7XTRA® wipe to remove visible soiling.
  2. Dispose or wash soiled cloth (as applicable).
  3. Rotate tub 180° for 1-minute to ensure even distribution of S-7XTRA® liquid throughout the tub.
  4. Remove the tub lid and remove the inner seal, then place the lid back on the tub.
  5. Open the lid cap and remove required number of wipes, then close the lid cap to prevent remaining wipes drying.
  6. Using a clean S-7XTRA® Tub Wipe, taking care to pass over dirty sections once only, disinfect the non-invasive medical device or environmental surface by:
    - a) wiping high to low,
    - b) work from clean to dirty in one direction, and
    - c) wipe using an S-pattern.
  7. Allow the non-invasive medical device or environmental surface to dry, ensuring the device or surface remains clean and wet for the minimum contact time for the most stringent target pathogen/s, for example:
    - 5 minutes for bacteria, viruses, and yeast on non-invasive medical devices.
    - 1 minute for *Klebsiella pneumoniae* (CRE) and *Clostridioides difficile* (C.diff) on environmental surfaces.
- Optional:** Once dry, use sufficient clean tap or filtered water to rinse and remove disinfectant residue if:
- reprocessing a non-invasive medical device using an AS 5369:2023 cleaning and disinfection protocol, or
  - residual activity is not desired on environmental surfaces.
8. Perform appropriate clean-up according to the instructions in the 'Handling and Storage' section of 02-05-01, for example:
    - disposing of used S-7XTRA® Wipes in general or clinical waste.
    - disposing of empty packaging in general waste or recycling, and
    - correctly storing open and unopened packets / tubs of S-7XTRA® Wipes.



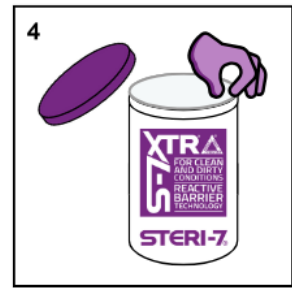
**1 REMOVE VISIBLE SOILING**



**2 WASH USED CLOTH READY FOR REUSE OR DISPOSE**



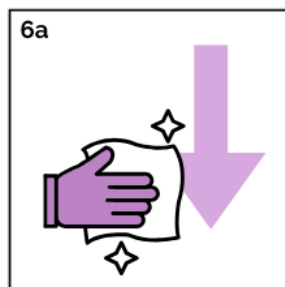
**3 ROTATE TUB 180° FOR 1 MINUTE**



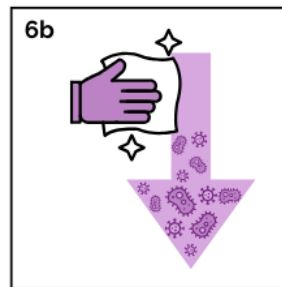
**4 REMOVE TUB LID TO REMOVE INNER SEAL**



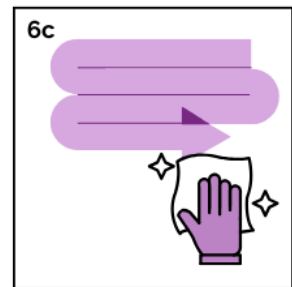
**5 OPEN LID CAP & REMOVE S-7XTRA WIPES**



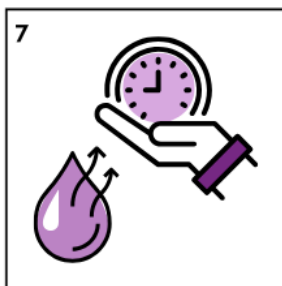
**6a WIPE FROM HIGH TO LOW**



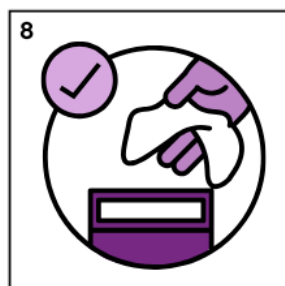
**6b WORK FROM CLEAN TO DIRTY**



**6c WIPE IN A 'S' SHAPE PATTERN**



**7 LET SURFACE DRY NATURALLY**



**8 DISPOSE OF USED WIPES**

## NOTES:

Each S-7XTRA® Tub Wipe is single use and should be used at ambient room temperature (approx. 25°C).

Do not mix or use S-7XTRA with other disinfectants or chemicals other than neutral detergents.

S-7XTRA® Tub Wipes are effective against:

- bacteria, enveloped and non-enveloped viruses including SARS-CoV-2 (COVID-19), yeast, and fungi (mould) on medical devices – refer to 02-05-02 IFU Microbiocidal Activity – Medical Devices for more information.
- bacteria, enveloped and non-enveloped viruses including SARS-CoV-2 (COVID-19), yeast, fungi (mould), mycobacteria (tuberculosis), and bacterial spores including Clostridium Difficile (c-diff) on environmental surfaces – refer to 02-05-03 IFU Microbiocidal Activity – Environmental Surfaces for more information.

Unless rinsed off, S-7XTRA® Tub Wipes have Reactive Barrier Technology™ which provides residual activity of up to 24 hours against bacteria and yeast, and biostatic activity up to 72 hours against bacteria and SARS-CoV-2 (COVID-19).

When using S-7XTRA® Wipes to reprocess reusable, non-invasive medical devices under an AS 5369:2023 compliant cleaning and disinfection protocol, users should refer to and comply with:

- the IFU for the relevant medical device provided by the OEM,
- the procedures and work instructions of the relevant health facility, and
- these IFU for S-7XTRA® Ready-To-Use.

# STERI-7®

Steri-7 Pty Limited

ISO 13485 QMS / 02-05-07 IFU - Directions For Use – S-7XTRA Tub Wipes / V1.0 / 09-JUL-2025

Page 2 of 2

CONTROLLED DOCUMENT