



### Quick, quiet and efficient

The Nilfisk GU series of uprights is designed to clean quickly, quietly and efficiently. With high-grade filtration and a HEPA filter option on all models, these upright vacuums secure a good indoor air quality.

They can be used for offices and hotels as well as in hospitals, nursing homes and elderly-care facilities.

Easy to use, easy to handle, and built to withstand the inevitable knocks of everyday use, the new Nilfisk GU series takes upright vacuuming to a new level of efficiency.





### PRODUCT FACTS

- Flat to the floor design for cleaning under furniture
- Built in extension hose and tube for cleaning hard to reach areas
- Excellent filtration system, HEPA available for all variants
- Adjustable brush height to suit all floor surfaces
- Dust bag is easy to change

Model	GU 455-DUAL
Ref. no	906 0501 010
Description	CVAC GU455 DUAL
<b>PRODUCT FEATURES</b>	
DUST BAG, 2 PCS (PAPER)	■
ADJUSTABLE HANDLE	■
BAG-FULL INDICATOR	■
ON-BOARD ACCESSORIES	■
<b>INCL. ACCESSORIES</b>	
147 0930 520 BRUSH 18'/455	■
147 1203 500 CREVICE NOZZLE 35	■
147 0851 500 EXTENSION TUBE 35MM	■
147 1250 600 HEPA FILTER, H13	■
147 0950 500 HOSE STRETCHABLE	■
147 1205 500 UPHOLSTERY NOZZLE	■

Technical specifications	CVAC GU455 DUAL
CABLE LENGTH (M)/ PLUG TYPE	15
VOLTAGE (V)	220-240
IP PROTECTION CLASS	IP20
RATED POWER (W)	1200
SUCTION POWER END OF TUBE (W)	150
AIRFLOW (L/SEC)	44
VACUUM (KPA)	24
VACUUM AT NOZZLE (KPA)	24
SOUND PRESSURE LEVEL (DB(A) BS 5415)	62
SOUND POWER LEVEL (DB(A)IEC 704)	80
TANK CAPACITY (L)	-
DUST BAG CAPACITY ( L )	4
MAIN FILTER AREA (CM²)	2400
HOSE LENGTH (M)	1.8
HOSE DIAMETER Ø (MM)	35
BRUSH DIAMETER (MM)	65
BRUSH SPEED (RPM)	3500
LENGTH X WIDTH X HEIGHT (CM)	33x45.5x121
WEIGHT (KG)	8.5



Accessories		Ref. no	Min. required	GU 455-DUAL
	<b>Hose Vacuum cleaners</b>			
	HOSE STRETCHABLE	147 0950 500	1	■
	<b>Bag</b>			
	DUST BAG 408X78 10- P	147 1058 500	1	■
	DUST BAG REUSEABLE	147 1059 500	1	■
	<b>Brush, cylindrical</b>			
	BRUSH 12 INCH/305	147 0930 500	1	
	BRUSH 15/355	147 0930 510	1	
	BRUSH 18/455	147 0930 520	1	■
	<b>Filters</b>			
	PRE FILTER KIT	147 0960 500	1	■
	EXHAUST FILTER	147 0966 500	1	■
	HEPA FILTER, H13	147 1250 600	1	■