HVSC7LS*H* LOAD SENSE SANDWICH
Cetop7 - Steel

H	V	S	C	7	L	S	*	H	L

- H V S: Hydraulic Valve Sandwich
- C 7: Cetop7
- L S: Load Sense
- *: No. of Stations
- H: H = Steel
- L: L = L-Port Load Sense InterfaceConnection Omit if Not Required

CETOP 7



Specifications

Material :	Alloy 6061-T6	Steel - AS3678:250
Max. Working Pressure :	**Alloy** - 210 Bar	**Steel** - 350 Bar
Surface Treatment :	**Alloy** - Nil	**Steel** - Zinc Gold Passivation
Port Sizes :	**LS-** 1/8" BSPP	

Included Components

O-Rings :	4 each station N9-118 , 3 each station N9-011
CP-104 Load Sense Check Valves :	2 each station
Plugs :	1 each station 1/8" BSPP

Technical Details

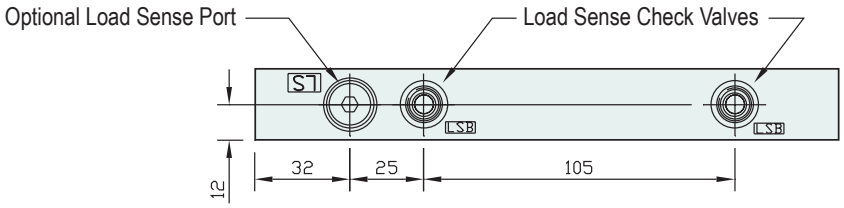

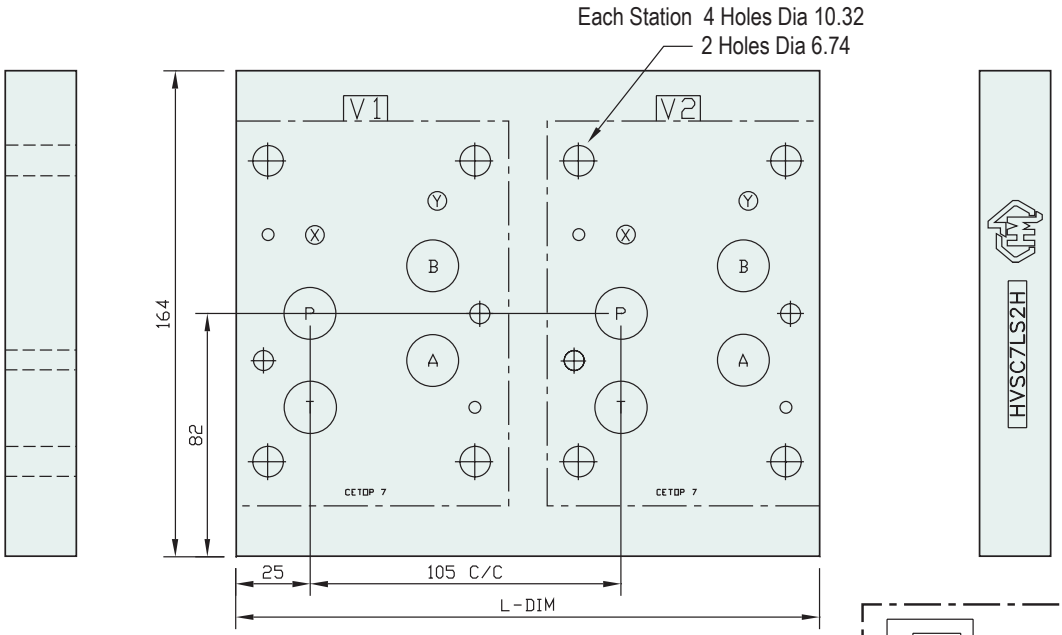

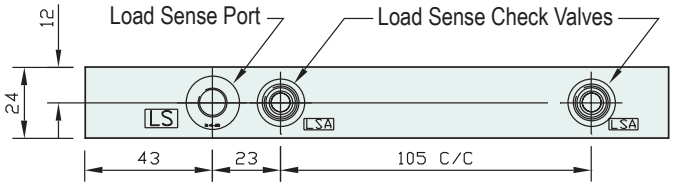

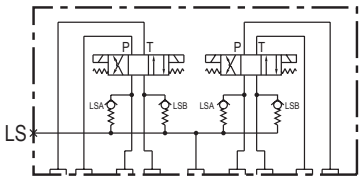

L-Port Optional
(Provides Internal Load Sense Communication)
Manifold Circuit

Projection

Part Number	L Dim	Nominal Mass Kg
HVSC7LS1H	92	2.4
HVSC7LS2H	197	5.0
HVSC7LS3H	302	8.0
HVSC7LS4H	407	11.0

ALL LOAD SENSE SANDWICHES MADE TO ORDER

CP-104- Load Sense Check Valves
Available Separately