



# Thank You!

Peak Folding Wheelchairs are designed with the user in mind so please take the time to go through this manual before using your new wheelchair.

Keep this booklet handy and use it when required.

The Peak Folding Wheelchair is warrantied to be free of defects in material and workmanship for twelve months from the date of purchase. This device was built to exacting standards and has been carefully inspected prior to packing and shipping. This warranty is an expression of our confidence in the materials, our workmanship and an assurance of the same to our customers.

In the event of a defect covered by this warranty, we will at our option supply parts or replace the unit. This warranty does not cover device failure due to owner's misuse or negligence or normal wear and tear. This warranty does not extend to nondurable components such as wheels and brakes which are subject to normal wear and need periodic replacement.

**Peak Care Equipment**  
**149 Princes Highway**  
**Unanderra NSW 2526**  
**Tel: +612 4272 2688**  
**[www.peak-care.com.au](http://www.peak-care.com.au)**

**Distributor:**



## Peak Neptune Self-Propelled Wheelchair



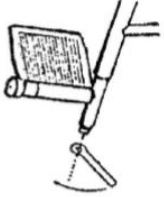



Product Code: 9346376060516 9346376060721 (Red)







## User Manual

Staple Receipt Here:

## Instructions:

<ul style="list-style-type: none"> <li>To open: push down on seat rail. Do not put your fingers between seat rail and sideboard</li> </ul> 	<ul style="list-style-type: none"> <li>To fold Wheelchair you should lift up the footplates and then remove the legrests</li> </ul> 
<ul style="list-style-type: none"> <li>Adjust footplate with the footrest bolt</li> </ul> 	<ul style="list-style-type: none"> <li>Use the handrims to move the wheelchair</li> </ul> 
<ul style="list-style-type: none"> <li>Press the back tube end of chair down to lever front of chair</li> </ul> 	<ul style="list-style-type: none"> <li>Do not stand on footplate or seat</li> </ul> 

<ul style="list-style-type: none"> <li>Hold wheelchair tightly on slope</li> </ul> 	<ul style="list-style-type: none"> <li>Lock wheel by pushing brake handle forward</li> </ul> 
<ul style="list-style-type: none"> <li>To remove armrest press the bottom lock and lift the armrest</li> </ul> 	<ul style="list-style-type: none"> <li>To remove legrest, push lock-plate out of the legrest hanger</li> </ul> 



### For Your Safety



1. Engage wheel locks against both rear wheels before sitting down or getting up from the chair
2. Speed limit while going down a slope shall not exceed 8km/h
3. Do not use the wheelchair on bumpy surfaces
4. Do not use the hand lock to stop the chair when it is moving