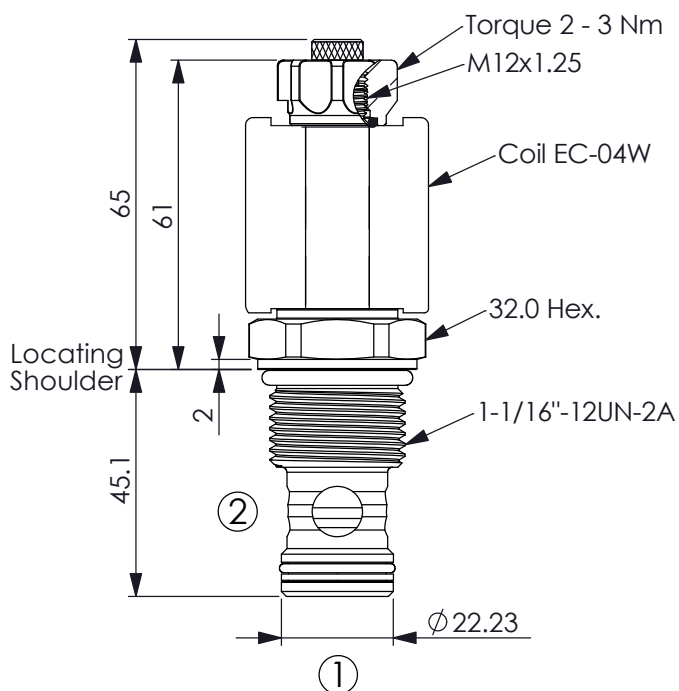
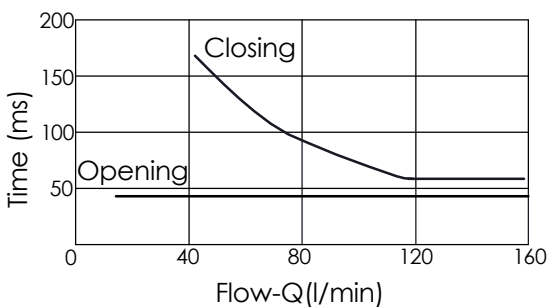
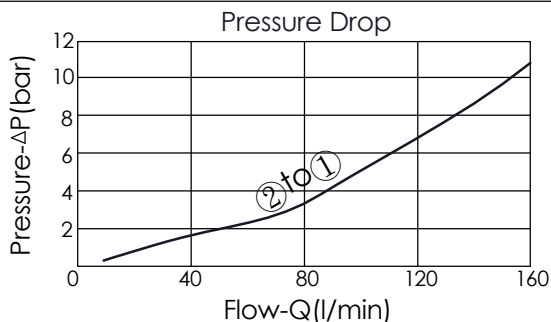


Ordering Code: **EP-12W-X-Y-Z-05**



UNIT:mm

Illustrations / detail are for reference only.
Data subject to change.



The performance curve or data is only for reference, as customers' using condition, pressure, flow, hydraulic fluid viscosity, cleanliness, temperature and so on are different, the curve or data will be different.

TECHNICAL DATA

Max.Operating pressure:	350	bar
Rated flow:	150	l/min
Cavity-Tooling:	12W-2	
Installation torque:	54 - 66	Nm
Weight:	0.23	kg

Internal Leakage Approximately:
0.15 cc/minute
(3 drops/minute) max. at 350 bar

Hydraulic Fluid Viscosity · Cleanliness · Temperature Level:
Please refer WINNER technical information.
(T.101.101.E HYDRAULIC FLUID (A) VISCOSITY)
(T.101.102.E HYDRAULIC FLUID (B) CLEANLINESS)
(T.101.103.E HYDRAULIC FLUID (C) TEMPERATURE)

Minimum Voltage Required:
90 % of nominal

Coils must be ordered separately

Mounting Position: unrestricted

X	STRUCTURE	
2A	2 Ports · 20 Watt. Coil Ø 12.7 mm tube	

Y	OPERATION	
01	Normally-Closed No Reverse Flow Energized	

This valve is similar to check valve when de- energized.
Allow free flow from port ① to port ② and block flow from port ② to port ①.
In energized condition, this valve is allowed flow from port ② to port ① but it's difficult to pass that flow from port ① to port ②.
If you need bi-directional flow, please refer Y=05.

Z	OPTIONS	
N	Non-adjustable	
M	Screw-out Knob Style	