


Algimax-II

ALGINATE MIXER

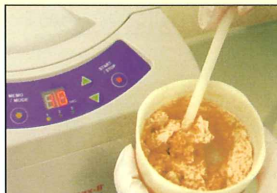


GX300

A stylish, compact device with high tech microprocessor and pre-programmed operation.



Measure the scooped alginate powder & cold water to the mixing cup.



Moisten firstly by stirring for 2 seconds.



Place mixing cup into the mixer and close the machine cover.



Select appropriate timer setting and press the button START / STOP for operation.



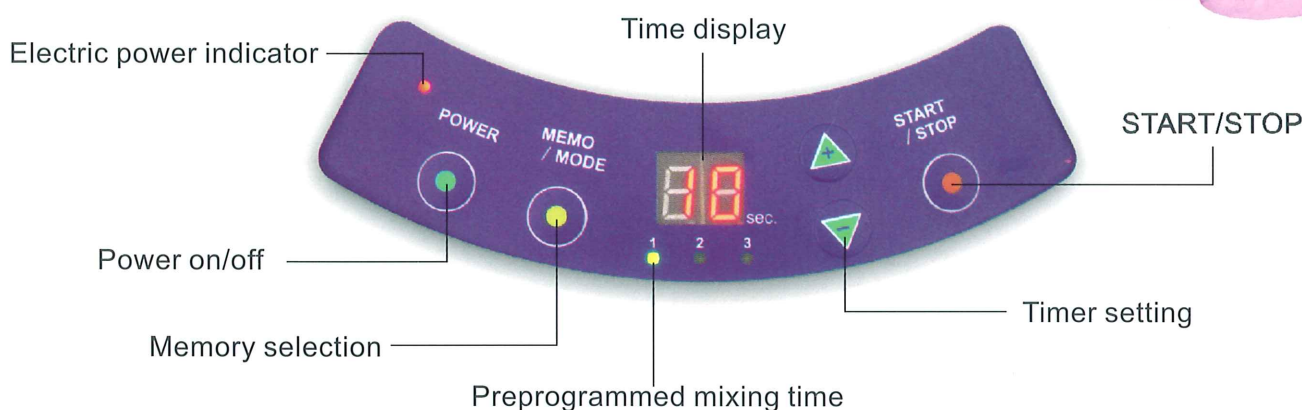
Once the machine stops, open the cover and take out the mixture for impression.

ALGIMAX**GX-300**

ALGINATE AUTO-MIXER

- **Very EFFICIENT** - smooth and homogenous mix in 8 seconds.
- **Air bubbles FREE** - resulting in a more accurate impression and cast.
- **UNIFORM consistency** - increasing tear resistance and elasticity (comparing to silicones).
- **More ECONOMIC** - less alginate waste, more time gained.

Display of Control Panel



includes the following:

- (1) Spatula for mixing
- (1) Stirrer Stick
- (1) Small Magnetic Basket
- (4) Mixing Cups
- (1) Water Dosing Bottle

Measurement v.s. Timer Setting

<u>ALGINATE</u>	<u>MIXING TIME</u>
1 scoop	6 ~ 9 seconds
2 scoops	7 ~ 10 seconds
3 scoops	8 ~ 11 seconds

Model Number	GX-300
Voltage	100V-230V 50/60Hz
Consumed Power	max. 220 W
Timer	1-16 seconds
Memory	3 (installed setting: 8, 10, 12 sec.)
Revolution	3,400 r.p.m.
Size	205(w)x250(D)x285(H)mm
Net Weight	19 kgs
Main Control	Microprocessor

MONITEX INDUSTRIAL CO., LTD

6F, 70 GUANG-FU ROAD SEC. 1, SAN-CHONG CITY, TAIPEI, TAIWAN.
TEL : 886-2-29993869 FAX: 886-2-29993647 E-mail: monitex@fomed.com.tw

<http://www.monitex.com.tw>



CE