


Portafrese *Bur holder*


LS24




LS18



LS36



LS12



PORTA FRESE PLASTICA STERY

LS12 Scatola per 12 frese.
Holder for 12 burs.

LS18 Scatola per 18 frese.
Holder for 18 burs.

LS24 Scatola per 24 frese.
Holder for 24 burs.

LS36 Scatola per 36 frese.
Holder for 36 burs.

LS48 Scatola per 48 frese.
Holder for 48 burs.

LS72 Scatola per 72 frese.
Holder for 72 burs.

Tutti i modelli disponibili per FG, RA, Mix o Cop alto HP.
Basi autoclavabili fino a 134°C, coperchio non stery.
All models available with base for FG, RA, Mixed or high cover for HP. Bases autoclavable at up to 134°C, covers are not autoclavable.

LA36



LB24



PORTAFRESE METALLO LB24

Portafrese autoclavabile non ossidante per 24 frese con inserti in ottone cromato.

Autoclavable non-oxidizing bur holder for 24 burs, with chrome plated inserts.

LA36

Portafrese in alluminio per 36 frese con coperchio.

Aluminium bur holder for 36 burs with lid.

Tutti i modelli disponibili per FG, RA, Mix o Cop alto HP.
Basi autoclavabili fino a 134°C, coperchio non stery.
All models available with base for FG, RA, Mixed or high cover for HP. Bases autoclavable at up to 134°C, covers are not autoclavable.

PORTAFRESE CON COPERCHIO

Portafrese in plastica stery, base e coperchio con uno o più inserti.

Autoclavable bur holder with base and cover and one or more inserts.

Q46

Portafrese maxi con 4 supporti FG.
Maxi bur holder, 4 inserts FG.

Q47

Portafrese maxi con 4 supporti RA.
Maxi bur holder, 4 inserts RA.

Q49

Portafrese maxi 2 supporti FG e 2 RA.
Maxi bur holder, 2 inserts FG, 2 insert RA.

Q52

Portafrese mini con supporto FG.
Mini bur holder, with insert FG.

Q53

Portafrese mini con supporto RA.
Mini bur holder, with 1 insert RA.


Q54

Supporto verde FG per Endo box.
Green FG insert for Endo box.

Q55

Supporto Verde RA per Endo box.
Green RA insert for Endo box.

Q49



Q53

