



## Technique Summary

# OptiBond™ Solo Plus

Single Component Total-Etch Adhesive

Refer to complete Directions for Use booklet regarding specifics by indication for both Direct and Indirect application.

[kerrdental.com/optibondsp](http://kerrdental.com/optibondsp)



1. Etch\* enamel and dentin for 15 seconds. Rinse for 15 seconds and gently air dry. Do not desiccate.



2. Apply OptiBond Solo Plus\*\* for 15 seconds using light brushing motion.



3. Air thin for 3 seconds. Avoid pooling. Light cure.\*\*



4. Place composite and light cure.\*\*

\* CAUTION: Contains phosphoric acid. Avoid contact with skin, eyes and soft tissue. In case of contact with skin or eyes, flush immediately with water. Get medical attention for eyes. Do not take internally.

\*\* CAUTION: Uncured methacrylate resin may cause contact dermatitis and damage the pulp. Avoid contact with skin, eyes and soft tissue. In case of contact with skin or eyes, Wash thoroughly with water after contact.

\*\*\* Recommended Cure Times: The Demi™, 5 seconds, L.E.Demetron II, 5 seconds; L.E.Demetron I, 10 seconds; or Optilux™501 in Boost mode 10 seconds, Ramp mode 20 seconds or Regular mode, 20 seconds. For all other lights, see manufacturer's recommendation.

# OptiBond™ Solo Plus

## Veneers



1. Etch\* enamel and dentin for 15 seconds. Rinse for 15 seconds and gently air dry. Do not desiccate.



2. Apply OptiBond Solo Plus\*\* for 15 seconds using light brushing motion.




3. Air thin for 3 seconds. Avoid pooling. Light cure.\*\*\*



4. Select appropriate shade of base luting resin and place into restoration according to manufacturer's instructions.



5. Gently seat restoration. Remove excess cement.



6. Light cure all surfaces.\*\*\* Polish margins with appropriate materials.

\* CAUTION: Contains phosphoric acid. Avoid contact with skin, eyes and soft tissue. In case of contact with skin or eyes, flush immediately with water. Get medical attention for eyes. Do not take internally.

\*\* CAUTION: Uncured methacrylate resin may cause contact dermatitis and damage the pulp. Avoid contact with skin, eyes and soft tissue. In case of contact with skin or eyes, Wash thoroughly with water after contact.

\*\*\* Recommended Cure Times: The Demi™, 5 seconds, L.E.Demetron II, 5 seconds; L.E.Demetron I, 10 seconds; or Optilux™501 in Boost mode 10 seconds, Ramp mode 20 seconds or Regular mode, 20 seconds. For all other lights, see manufacturer's recommendation.

# OptiBond™ Solo Plus

## Crowns, Inlays, Onlays



1. Etch\* enamel and dentin for 15 seconds. Rinse for 15 seconds and gently air dry. Do not desiccate.



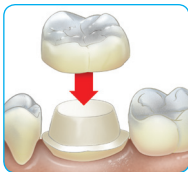
2. Apply OptiBond Solo Plus\*\* for 15 seconds using light brushing motion.



3. Air thin for 3 seconds. Avoid pooling. Light cure all surfaces.\*\*\*



4. Select appropriate shade of resin cement (NX3). Refer to manufacturer's instructions.



5. Gently seat restoration. Remove excess cement.



6. Light cure all surfaces.\*\*\*

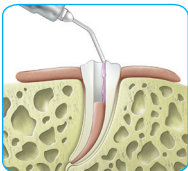
\* CAUTION: Contains phosphoric acid. Avoid contact with skin, eyes and soft tissue. In case of contact with skin or eyes, flush immediately with water. Get medical attention for eyes. Do not take internally.

\*\* CAUTION: Uncured methacrylate resin may cause contact dermatitis and damage the pulp. Avoid contact with skin, eyes and soft tissue. In case of contact with skin or eyes, Wash thoroughly with water after contact.


\*\*\* Recommended Cure Times: The Demi™, 5 seconds, L.E.Demetron II, 5 seconds; L.E.Demetron I, 10 seconds; or Optilux™501 in Boost mode 10 seconds, Ramp mode 20 seconds or Regular mode, 20 seconds. For all other lights, see manufacturer's recommendation.

# OptiBond™ Solo Plus

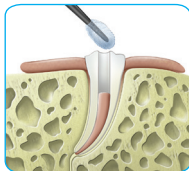
## Posts



1. Etch\* enamel and dentin for 15 seconds. Rinse for 15 seconds and gently air dry. Do not desiccate.



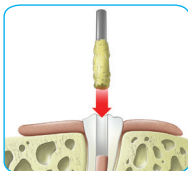
2. Apply OptiBond Solo Plus to post. Air dry for 3 seconds. Light cure.\*\*



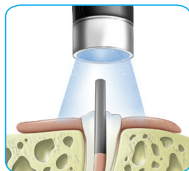
3. Apply OptiBond Solo Plus\*\* for 15 seconds using light brushing motion. Air thin for 3 seconds. Avoid pooling. Light cure.\*\*



4. Select appropriate shade of NX3 and place into restoration.



5. Apply cement to post. Seat post. Remove excess cement.



6. Light cure all surfaces.\*\*

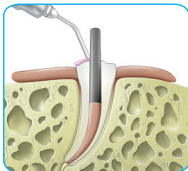
\* CAUTION: Contains phosphoric acid. Avoid contact with skin, eyes and soft tissue. In case of contact with skin or eyes, flush immediately with water. Get medical attention for eyes. Do not take internally.

\*\* CAUTION: Uncured methacrylate resin may cause contact dermatitis and damage the pulp. Avoid contact with skin, eyes and soft tissue. In case of contact with skin or eyes, Wash thoroughly with water after contact.

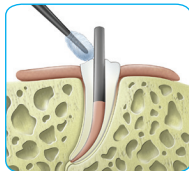
\*\*\* Recommended Cure Times: The Demi™, 5 seconds, L.E.Demetron II, 5 seconds; L.E.Demetron I, 10 seconds; or Optilux™501 in Boost mode 10 seconds, Ramp mode 20 seconds or Regular mode, 20 seconds. For all other lights, see manufacturer's recommendation.

# OptiBond™ Solo Plus

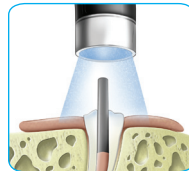
## Core Materials



1. Etch\* enamel and dentin for 15 seconds. Rinse for 15 seconds and gently air dry. Do not desiccate.



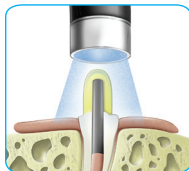
2. Apply OptiBond Solo Plus for 15 seconds using light brushing motion. Air thin for 3 seconds. Avoid pooling.



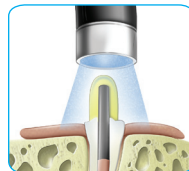
3. Light cure all surfaces.\*\*\*



4. Apply core material in 2 mm increments.



5. Light cure all surfaces.\*\*\*



6. Build remaining core in bulk. Light cure\*\*\*

Note: Avoid using self-cure mode. Always light cure core material.

\* CAUTION: Contains phosphoric acid. Avoid contact with skin, eyes and soft tissue. In case of contact with skin or eyes, flush immediately with water. Get medical attention for eyes. Do not take internally.

\*\* CAUTION: Uncured methacrylate resin may cause contact dermatitis and damage the pulp. Avoid contact with skin, eyes and soft tissue. In case of contact with skin or eyes, Wash thoroughly with water after contact.

\*\*\* Recommended Cure Times: The Demi™, 5 seconds, L.E.Demetron II, 5 seconds; L.E.Demetron I, 10 seconds; or Optilux™501 in Boost mode 10 seconds, Ramp mode 20 seconds or Regular mode, 20 seconds. For all other lights, see manufacturer's recommendation.

Your practice is *our* inspiration...



**[kerrdental.com/optibondsp](http://kerrdental.com/optibondsp)**  
**800.KERR.123**