

## **Dental Office Products 2018/2019**

Quality products and services for your success.

Giving a hand to oral health.



**KULZER**  
MITSUI CHEMICALS GROUP



# Giving a hand to oral health.

## Dear customers,

As you surely noticed from the cover of this catalogue, our name now is Kulzer. It is a name that has stood for reliable and innovative dental products for more than 80 years – and we will stay true to that reputation. Our goal is to provide you with best-in-class solutions that empower you to design production processes that are safe, more convenient, and at the same time cost-effective. We continuously expand our portfolio of dental materials and technologies to reach these goals on your behalf. In the road ahead, an even stronger R&D department backed up by the innovating power of our parent company, Mitsui Chemicals, will support this aim.

We create solutions that ensure efficient processes in your dental practices. Our intraoral scanner cara TRIOS enables you to start with the automated process in the treatment chair, followed by cara solutions that ensure seamless integration with CAD/CAM production in labs. In addition to the digital realm we continually develop our classic material portfolio so that it can be used for even more indications.

Even with our new look and name, we will remain your reliable lifetime partner and continue to expand upon our customer-oriented products and services. In future, you can rely on our enlarged customer service to help you take advantage of the opportunities that new technologies offer. If you are also interested in developing your professional skills, you can benefit from our extensive training programme. Together with you, we are giving a hand to oral health.

Rediscover a reliable partner – in this catalogue, at our events, and in a personal conversation.

Yours sincerely



Marc Berendes, CEO

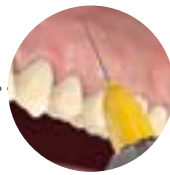



## Marc Berendes, CEO


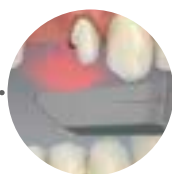
“In our system solutions, materials, technologies and services are interconnected from the very start.”

# PRODUCTS BY CATEGORIE

## DENTAL OFFICE



Preventive	Periodontitis Therapy	Pain Control	Restorative Materials	Prosthetics
<b>Desensitizer</b> <ul style="list-style-type: none"> <li>■ GLUMA Desensitizer</li> <li>■ GLUMA Desensitizer PowerGel</li> </ul>	<b>Adjuvant Periodontitis Therapy</b> <ul style="list-style-type: none"> <li>■ Ligosan/Adjusan</li> </ul>	<b>Infiltration and Conduction Anaesthesia</b> <ul style="list-style-type: none"> <li>■ SOPIRA Carpule Needles</li> <li>■ SOPIRA Carpule Syringes</li> <li>■ SOPIRA Ject Syringes</li> </ul> <b>Intraligamentary Anaesthesia</b> <ul style="list-style-type: none"> <li>■ SOPIRA Carpule Needles for Intraligamentary Anaesthesia</li> <li>■ SOPIRA Citoject Syringes</li> </ul>	<b>Filling Materials</b> <ul style="list-style-type: none"> <li>■ Venus Diamond</li> <li>■ Venus Pearl</li> <li>■ Venus Diamond Flow</li> <li>■ Venus Bulk Fill</li> <li>■ Venus Color</li> <li>■ Venus</li> <li>■ Venus Flow</li> <li>■ Charisma</li> <li>■ Charisma Flow</li> <li>■ Durafill VS</li> </ul> <b>Adhesives</b> <ul style="list-style-type: none"> <li>■ iBOND Universal</li> <li>■ iBOND Self Etch</li> <li>■ iBOND Total Etch</li> <li>■ GLUMA Solid Bond</li> <li>■ iBOND Etch</li> </ul> <b>Accessories and LED Curing Lights</b> <ul style="list-style-type: none"> <li>■ Translux 2Wave</li> <li>■ Translux Wave</li> <li>■ Venus Supra</li> <li>■ Diamond Burs</li> <li>■ Ivory Rubber Dam &amp; Clamps</li> </ul>	<b>A-Silicone VPS Precision Impression Materials</b> <ul style="list-style-type: none"> <li>■ Flexitime</li> <li>■ Flexitime Fast &amp; Scan</li> <li>■ Provil novo</li> </ul> <b>C-Silicone Precision Impression Materials</b> <ul style="list-style-type: none"> <li>■ Optosil &amp; Xantopren</li> </ul> <b>Alginate &amp; Alginate Substitute Impression Materials</b> <ul style="list-style-type: none"> <li>■ ALGINoplast</li> <li>■ xantALGIN</li> <li>■ xantasil</li> </ul> <b>Bite Registration &amp; Special Indications</b> <ul style="list-style-type: none"> <li>■ Flexitime Bite</li> <li>■ MEMOREG 2</li> <li>■ MEMOSIL 2</li> </ul> <b>Dental Devices</b> <ul style="list-style-type: none"> <li>■ Dynamix speed</li> </ul> <b>Cements &amp; Luting Materials</b> <ul style="list-style-type: none"> <li>■ iCEM Self Adhesive</li> <li>■ Carboxylate Cement</li> <li>■ Phosphate Cement</li> </ul> <b>Temporary Materials</b> <ul style="list-style-type: none"> <li>■ PreVISION Temp</li> <li>■ PreVISION Cem</li> <li>■ Dentalon plus</li> </ul>

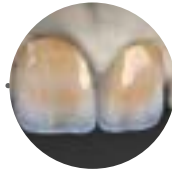




X-Ray Materials	CAD/CAM	Laboratory Product Line
<p><b>Intraoral X-ray Films</b></p> <ul style="list-style-type: none"> <li>■ Agfa Dentus M2 Comfort</li> </ul> <p><b>Extraoral X-ray Films</b></p> <ul style="list-style-type: none"> <li>■ Agfa Dentus Ortholux</li> </ul> <p><b>Accessories</b></p> <ul style="list-style-type: none"> <li>■ Agfa Dentus X-ray Chemicals</li> </ul>	<p><b>Intraoral Digital Impression</b></p> <ul style="list-style-type: none"> <li>■ cara TRIOS Intraoral Scanner</li> </ul> <p><b>cara Hardware and Software</b></p> <ul style="list-style-type: none"> <li>■ cara Scanners</li> <li>■ cara CAD Software</li> <li>■ cara Print</li> <li>■ cara Mill</li> </ul> <p><b>Implant Prosthetics</b></p> <ul style="list-style-type: none"> <li>■ cara I-Butment</li> <li>■ cara I-Bridge</li> <li>■ cara I-Bar</li> <li>■ cara YantaLoc</li> </ul> <p><b>Crowns &amp; Bridges Prosthetics</b></p> <ul style="list-style-type: none"> <li>■ cara crowns, bridges and more</li> </ul> <p><b>dima Material</b></p> <ul style="list-style-type: none"> <li>■ Zirconium Dioxide</li> <li>■ PMMA</li> <li>■ Wax</li> <li>■ Cobalt chrome</li> <li>■ Veneering Ceramics, Milling Machines and Accessories</li> <li>■ 3D print resins</li> </ul>	<p><b>Articulating/Alabaster Plasters</b></p> <ul style="list-style-type: none"> <li>– Moldafix</li> <li>– Moldabaster</li> <li>– Moldabaster S</li> </ul> <p><b>Typ III Hard Plaster</b></p> <ul style="list-style-type: none"> <li>– Moldano</li> <li>– Moldadur</li> </ul> <p><b>Typ IV Super Hard Plaster</b></p> <ul style="list-style-type: none"> <li>– Moldastone</li> <li>– Moldastone CN</li> <li>– Moldasynt</li> <li>– Moldarock Royal</li> </ul> <p><b>Investment materials</b></p> <ul style="list-style-type: none"> <li>– Moldavest futura</li> <li>– Moldavest exact</li> <li>– Heravest Speed</li> <li>– Heravest Premium 2</li> <li>– Heravest M print<sup>+</sup></li> <li>– Heravest Press</li> <li>– Levotherm/Levogel</li> </ul> <p><b>Tray material, isolation material/laboratory silicone</b></p> <ul style="list-style-type: none"> <li>– Neo Durotherm 7</li> </ul>


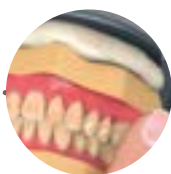


# PRODUCTS BY CATEGORY

## LABORATORY



Work Preparation	Crown- and Bridgework	Cast Partial Denture System	Ceramics	Veneering Composites
<b>Dental Plasters</b> <ul style="list-style-type: none"> <li>Dental Plasters Type 2</li> <li>Dental Plasters Type 3</li> <li>Dental Plasters Type 4</li> <li>Special plasters</li> </ul> <b>Futher Materials for Modelling</b> <ul style="list-style-type: none"> <li>Silicone Surfactant SWE 2000</li> <li>Splitcast System &amp; Insolation</li> <li>Pins</li> <li>Blocking out material</li> </ul>	<b>Dental Alloys</b> <ul style="list-style-type: none"> <li>Non Precious Metal Alloys</li> <li>Wires, solders and special materials</li> <li>Ceramic Bonding Alloys</li> <li>Universal Alloys</li> <li>Gold Content Casting Alloys</li> </ul> <b>Precision Attachments</b> <ul style="list-style-type: none"> <li>T-Attachments</li> <li>Locks</li> <li>Anchor Systems &amp; Retainers</li> <li>Root posts</li> <li>Other precision attachments</li> </ul> <b>Preciano Electroforming</b> <ul style="list-style-type: none"> <li>Preciano iQ</li> <li>Preciano Gold Solution</li> <li>Preciano Cunsumables</li> </ul> <b>Investments Crowns- and Bridges</b> <ul style="list-style-type: none"> <li>Speed Heating</li> <li>Programm controlled</li> <li>Solder Investment</li> </ul> <b>Casting Machines &amp; Accessories</b> <ul style="list-style-type: none"> <li>Heracast iQ</li> <li>Heracast EC</li> <li>Accessories for casting machines</li> </ul> <b>Cast Treament &amp; Soldering</b> <ul style="list-style-type: none"> <li>Consumables</li> <li>Abrasive Materials</li> <li>Etching Materials and Flux</li> </ul>	<b>Duplicating</b> <ul style="list-style-type: none"> <li>Vario Duplicating Flask</li> <li>Duplicating silicone</li> </ul> <b>KF Partial Denture-casting Wax</b> <b>Investments</b> <ul style="list-style-type: none"> <li>Speed Heating</li> <li>Programm controlled</li> </ul> <b>Investment for Partial Denture System</b> <ul style="list-style-type: none"> <li>Speed</li> <li>Programm controlled</li> </ul> <b>Partial Denture Casting Alloys</b> <ul style="list-style-type: none"> <li>Non Precious Metal Alloys</li> <li>Precious Metal Alloys</li> <li>Wires, Solders for partial denture casting alloys</li> </ul> <b>Casting Machines &amp; Accessories</b> <ul style="list-style-type: none"> <li>Heracast iQ</li> <li>Heracast EC</li> <li>Accessories for casting machines</li> </ul>	<b>Veneering Ceramics</b> <ul style="list-style-type: none"> <li>HeraCeram</li> <li>HeraCeram Zirkonia</li> <li>HeraCeram Zirkonia 750</li> </ul> <b>Pressable Ceramics</b> <ul style="list-style-type: none"> <li>HeraCeram Press</li> </ul> <b>Stains</b> <ul style="list-style-type: none"> <li>HeraCeram Stains universal</li> </ul> <b>Non-Precious Metal Bonder</b> <ul style="list-style-type: none"> <li>HeraCeram NP-Primer</li> <li>HeraCeram Pre-opaque</li> </ul> <b>Accessories for Veneering Ceramics</b> <ul style="list-style-type: none"> <li>Liquids</li> <li>Brushes</li> <li>Shade Guides</li> <li>Tray and pins</li> </ul> <b>Accessories for Pressable Ceramics</b> <ul style="list-style-type: none"> <li>Investment Compound for Pressable Ceramics</li> <li>Disposable press plunger</li> <li>Investment ring set</li> <li>Austramat 624</li> <li>Austramat 654 press-i-dent</li> </ul>	<b>Metal-supported Veneering</b> <ul style="list-style-type: none"> <li>Signum composite</li> <li>Signum composite flow</li> <li>Signum cre-active</li> <li>Signum matrix</li> </ul> <b>Metal-free Veneering</b> <ul style="list-style-type: none"> <li>Signum ceramis</li> <li>Signum cre-active</li> <li>Signum matrix</li> </ul> <b>Bonding Agents</b> <ul style="list-style-type: none"> <li>Signum ceramic bond</li> <li>Signum metal bond</li> <li>Signum zirconia bond</li> </ul> <b>Light Polymerization Devices</b> <ul style="list-style-type: none"> <li>HiLite power 3D</li> <li>HiLite pre 2</li> </ul> <b>Accessories Veneering Composites</b> <ul style="list-style-type: none"> <li>Signum connector</li> <li>Signum HP diamond</li> <li>Signum HP paste</li> <li>Signum insulating gel</li> <li>Signum insulating pen</li> <li>Signum liquid</li> <li>Signum toolkit/ Instruments</li> </ul>



Denture Teeth	Denture Materials	CAD/CAM	Laboratory Devices and Equipment
<b>Pala Mix &amp; Match</b> <ul style="list-style-type: none"> <li>– Pala Premium</li> <li>– Pala Idealis</li> <li>– Pala Mondial</li> <li>– PalaVeneer</li> </ul> <b>Classic</b> <b>Basic</b> <b>Accessories Teeth</b> <ul style="list-style-type: none"> <li>– Pala Mix &amp; Match Shade Guide</li> <li>– Tooth Cabinets</li> </ul>	<b>Cold Curing Denture Acrylics</b> <ul style="list-style-type: none"> <li>– PalaXpress ultra</li> <li>– PalaXpress</li> <li>– Palapress</li> <li>– Palapress vario</li> <li>– Paladur</li> <li>– Meliodent RR</li> </ul> <b>Heat Curing Denture Acrylics</b> <ul style="list-style-type: none"> <li>– Paladon 65</li> <li>– Meliodent Heat Cure</li> <li>– Paladent 20</li> </ul> <b>Tray and Model Acrylics</b> <ul style="list-style-type: none"> <li>– Palatry XL</li> <li>– Palavit L</li> <li>– Palavit G</li> <li>– Palavit M</li> </ul> <b>Tooth-coloured Acrylic</b> <ul style="list-style-type: none"> <li>– Palavit 55 VS</li> <li>– PalaVeneer Dentine</li> </ul> <b>Characterization</b> <ul style="list-style-type: none"> <li>– Pala cre-active</li> </ul> <b>Finishing</b> <ul style="list-style-type: none"> <li>– Palaseal</li> <li>– Palaclean</li> </ul> <b>Denture Manufacturing</b> <ul style="list-style-type: none"> <li>– Aislar</li> <li>– Palabond</li> </ul> <b>Equipment for Denture Manufacturing</b> <ul style="list-style-type: none"> <li>– Contact A</li> <li>– Palamat elite</li> <li>– Palajet</li> </ul> <b>Accessories Denture Materials</b> <ul style="list-style-type: none"> <li>– Pala Shade Guide</li> <li>– PalaMeter</li> <li>– PalaBox</li> <li>– Further Accessories for Denture Materials</li> </ul>	<b>Intraoral Digital Impression</b> <ul style="list-style-type: none"> <li>■ cara TRIOS Intraoral Scanner</li> </ul> <b>cara Hardware and Software</b> <ul style="list-style-type: none"> <li>■ cara Scanners</li> <li>■ cara CAD Software</li> <li>■ cara Print</li> <li>■ cara Mill</li> </ul> <b>Implant Prosthetics</b> <ul style="list-style-type: none"> <li>■ cara-I-Butment</li> <li>■ cara I-Bridge</li> <li>■ cara I-Bar</li> <li>■ cara YantaLoc</li> </ul> <b>Crowns &amp; Bridges Prosthetics</b> <ul style="list-style-type: none"> <li>■ cara crowns, bridges and more</li> </ul> <b>dima Material</b> <ul style="list-style-type: none"> <li>■ Zirconium Dioxide</li> <li>■ PMMA</li> <li>■ Wax</li> <li>■ Cobalt chrome</li> <li>■ Veneering Ceramics, Milling Machines and Accessories</li> <li>■ 3D print resins</li> </ul>	<b>Casting Machines</b> <ul style="list-style-type: none"> <li>■ Heracast iQ</li> <li>■ Accessories for casting machines</li> </ul> <b>Electroforming Unit</b> <ul style="list-style-type: none"> <li>■ Preciano iQ</li> </ul> <b>Injection Unit</b> <ul style="list-style-type: none"> <li>■ Palajet</li> </ul> <b>Polymerization Units</b> <ul style="list-style-type: none"> <li>■ Palamat elite</li> <li>■ HiLite power 3D</li> <li>■ HiLite pre 2</li> </ul> <b>Ceramic furnace</b> <ul style="list-style-type: none"> <li>■ Austromat 624</li> <li>■ Austromat 654 press-i-dent</li> </ul>

# CONTENT

## 1 SERVICE 12–15

- |     |                                     |       |
|-----|-------------------------------------|-------|
| 1.1 | <b>Contact and Services</b>         | 12–13 |
|     | Your contact to Kulzer              | 12–13 |
| 1.2 | <b>Kulzer Training Center Hanau</b> | 14    |
| 1.3 | <b>Kulzer expertpool</b>            | 15    |

## 2 PREVENTIVE MATERIALS 16–21

- |     |                             |       |
|-----|-----------------------------|-------|
| 2.1 | <b>Desensitizer</b>         | 20–21 |
|     | GLUMA Desensitizer          | 20    |
|     | GLUMA Desensitizer PowerGel | 21    |

## 3 PAIN CONTROL 22–33

- |     |  |       |
|-----|--|-------|
| 3.1 | <b>Infiltration and Conduction Anaesthesia</b> | 22–29 |
|     | SOPIRA Carpule Needles                         | 22    |
|     | SOPIRA Carpule Syringes                        | 28    |
|     | SOPIRA Ject Syringes                           | 29    |
| 3.2 | <b>Intraligamentary Anaesthesia</b>            | 30–33 |
|     | SOPIRA Carpule Needles                         | 30    |
|     | SOPIRA Citoject Syringes                       | 32    |

## 4 RESTORATIVE MATERIALS 34–79

- |     |                                 |       |
|-----|---------------------------------|-------|
| 4.1 | <b>Filling Materials</b>        | 38–57 |
|     | Venus Diamond                   | 40    |
|     | Venus Pearl                     | 42    |
|     | Venus Diamond Flow              | 44    |
|     | Venus Bulk Fill                 | 46    |
|     | Venus Color                     | 48    |
|     | Venus                           | 50    |
|     | Venus Flow                      | 52    |
|     | Charisma                        | 54    |
|     | Charisma Flow                   | 56    |
|     | Durafill VS                     | 57    |
| 4.2 | <b>Adhesives &amp; Etchants</b> | 60–69 |
|     | iBOND Universal                 | 62    |
|     | iBOND Self Etch                 | 64    |
|     | iBOND Total Etch                | 66    |
|     | GLUMA Solid Bond                | 68    |
|     | iBOND Etch                      | 69    |





<b>4.3</b>	<b>Accessories &amp; LED Curing Lights</b>	<b>72–79</b>
	Translux 2Wave	72
	Translux Wave	73
	Venus Supra	74
	Diamond Burs	75
	Ivory Rubber Dam & Clamps	78

## 5 PROSTHETICS 80–125

<b>5.1</b>	<b>A-Silicone VPS Precision Impression Materials</b>	<b>84–93</b>
	Flexitime	86
	Flexitime Fast & Scan	90
	Provil novo	92
<b>5.2</b>	<b>C-Silicone Impression Materials</b>	<b>96–97</b>
	Optosil & Xantopren	96
<b>5.3</b>	<b>Alginate &amp; Alginate Substitute Impression Materials</b>	<b>100–103</b>
	ALGINoplast	100
	xantALGIN	101
	xantasil	102
<b>5.4</b>	<b>Bite Registration &amp; Special Indications</b>	<b>106–107</b>
	Flexitime Bite	106
	MEMOREG 2	107
	MEMOSIL 2	107
<b>5.5</b>	<b>Prosthetics Equipment</b>	<b>110–113</b>
	Dynamix speed	110
	Accessories Impression Materials	112
<b>5.6</b>	<b>Cements &amp; Luting Materials</b>	<b>116–119</b>
	iCEM Self Adhesive	116
	Carboxylate Cement	118
	Phosphate Cement	119
<b>5.7</b>	<b>Temporary Materials</b>	<b>122–125</b>
	PreVISION Temp	122
	PreVISION Cem	123
	Dentalon plus	124

# CONTENT

## 6 CAD/CAM 126–143

6.1	<b>Intraoral digital impression</b>	128–130
	cara TRIOS intraoral scanner	129
	cara TRIOS workflow	130
6.2	<b>cara Hardware and Software</b>	131–135
	cara Scanners	131
	cara CAD Software	131
	cara Mill	132
	cara Print	134
6.3	<b>Implant Prosthetics</b>	136–141
	cara I-Butment	137
	cara I-Bridge	138
	cara I-Bar	139
	cara YantaLoc	140
6.4	<b>Crowns and Bridge Prosthetics</b>	141–143
	cara crowns, bridges and materials	141

## 7 DIMA MATERIAL 144–155

7.1	<b>Zirconium Dioxide</b>	146–151
7.2	<b>PMMA</b>	152
7.3	<b>Wax</b>	153
7.4	<b>Cobalt Chrome</b>	153
7.5	<b>Veneering ceramics, milling machines and accessories</b>	155
7.6	<b>3D Print Resins</b>	155

## 8 X-RAY MATERIALS 156–163

8.1	<b>Intraoral X-ray Films</b>	160
	Agfa Dentus M2 Comfort	160
8.2	<b>Extraoral X-ray Films</b>	161
	Agfa Dentus Ortholux	161
8.3	<b>Accessories</b>	162–163
	Agfa Dentus X-ray Chemicals	162

## 9 LABORATORY PRODUCT LINE

164 – 189

9.1	<b>Articulating/Alabaster Plasters</b>	<b>168 – 169</b>
	Molda-Arti	168
	Moldafix	168
	Moldabaster	168
9.2	<b>Typ III Hard Plaster</b>	<b>170 – 171</b>
	Moldano	170
	Moldadur	170
9.3	<b>Typ IV Super Hard Plaster</b>	<b>172 – 177</b>
	Moldarock-Royal	172
	Moldastone	173
	Moldastone CN	174
	Moldasynt	174
9.4	<b>Investment materials</b>	<b>178 – 187</b>
	Moldavest futura	179
	Moldavest exact	179
	Neo Durotherm 7	181
	Moldavest Master	182
	Moldavest Master run	182
	Heravest M Print+	182
	Levotherm	183
	Levogel	183
	Heravest Press	184
	Heravest Premium 2	185
	Heravest Speed	186
9.5	<b>Tray material, isolation material/laboratory silicone</b>	<b>188</b>
	Pekatray	188
	Optosil	188

## 10 GENERAL TERMS OF DELIVERY

190 – 191

10.1	<b>General Terms of Delivery</b>	<b>190</b>
------	----------------------------------	------------

# 1 SERVICES

## 1.1 YOUR CONTACT TO KULZER


### COSTUMER SERVICE CENTER

## WE ARE THERE FOR YOU – YOUR DIRECT LINE TO US

Want to know more about our equipment, materials and services?

Have questions about the availability of our products in your region?

The experienced staff at our Customer Centre in Hanau will give you expert personal advice.

Country	Name	Temporary replacement
TEAM WESTERN EUROPE		
	 <b>Wiltrud Felten</b> <b>Group Manager</b>	Benjamin Kerber (Group Manager)
SPAIN UNITED KINGDOM IRELAND PORTUGAL	 <b>Stefanie Müller</b>	Wiltrud Felten (Spain, Portugal) Daniela Buchholz (UK, Ireland)
FRANCE FRENCH OVERSEAS TERRITORIES	 <b>Juliana de Vries-White</b>	Patrizia Delle Grazie
ESTONIA LATVIA LITHUANIA	 <b>Daniela Buchholz</b>	Matthias Ebel
DENMARK FINLAND ICELAND SWEDEN NORWAY	 <b>Matthias Ebel</b>	Melanie Sauer
ITALY	 <b>Patrizia Delle Grazie</b>	Juliana de Vries-White Wiltrud Felten
AUSTRIA SWITZERLAND GREECE CYPRUS NETHERLANDS BELGIUM LUXEMBOURG	 <b>Melanie Sauer</b>	Matthias Ebel
BENELUX CHINA HONGKONG	 <b>Doris Höfling</b>	Stefanie Müller

Country		Name	Temporary replacement
TEAM EASTERN EUROPE			
		<b>Benjamin Kerber</b> Group Manager	Wiltrud Felten
AZERBAIJAN, POLAND SLOVAKIA, UKRAINE TURKEY, KAZAKHSTAN BELARUS, ARMENIA		<b>Sascha Burkhardt</b>	Michaela Schallmayer Michael Krah
CZECH REPUBLIC HUNGARY RUSSIA BULGARIA		<b>Michaela Schallmayer</b>	Sascha Burkhardt Michael Krah
CROATIA, SERBIA, SLOVENIA BOSNIA-HERZEGOVINA ALBANIA, MAZEDONIA GEORGIA, MOLDAWIA ROMANIA, KOSOVO		<b>Michael Krah</b>	Michaela Schallmayer Sascha Burkhardt
TEAM ASIA-PACIFIC, AMERICAS, AFRICA			
JAPAN		<b>Michael Eschmann</b>	Petra Scheidemantel
THAILAND, SINGAPORE SOUTH KOREA, MALAYSIA TAIWAN, PHILIPPINES PAKISTAN, INDIA MONGOLIA, MYANMAR		<b>Carmen Jost</b>	Lourdes Alvarez-Campos
MIDDLE EAST VAE		<b>Marcus Noss</b>	Ulrike Malth
AUSTRALIA, AFRICA IRAN, NEW ZEALAND INDONESIA, VIETNAM ISRAEL, MALTA, EGYPT LIBYA, CAMBODIA, MALAYSIA		<b>Petra Scheidemantel</b>	Michael Eschmann
CENTRAL AMERICA SOUTH AMERICA BRASIL MEXICO		<b>Lourdes Alvarez Campos</b>	Carmen Jost
USA CANADA		<b>Ulrike Malth</b>	Marcus Noss

# 1 SERVICES

## 1.2 KULZER TRAINING CENTER HANAU

MASTER-CLASS TRAININGS OF ALL KULZER PRODUCTS:  
SIMULATED DENTISTRY TRAININGS AND COMPLETE DIGITAL  
WORKFLOWS IN THE LABORATORY.



Conference Room  
with sophisticated AV-capabilities for learning at high level



Simulation Room  
ultramodern dentistry simulation units for training all kind of patient treatment



Laboratory Classroom  
equipped with perfect dental workplaces & AV-capabilities



Technical Area  
fully equipped dental laboratory

### Multimedia:

All classrooms are very well equipped with high end conversation and media-transmission technology

### Training varieties:

From Impression taking via CAD/CAM to veneering. Hands on restoratives and medical therapy under life-like conditions

### Experts:

Our most experienced trainer will share their knowledge, tips and tricks in a range of languages



Bénédicte Pretscher

ASK FOR FURTHER INFORMATION  
ON COURSE BOOKINGS NOW!

[benedicte.pretscher@kulzer-dental.com](mailto:benedicte.pretscher@kulzer-dental.com)  
[www.kulzer.com/training-center-hanau](http://www.kulzer.com/training-center-hanau)



# 1 SERVICES

## 1.3 KULZER EXPERTPOOL

### DENTAL KNOWLEDGE

The latest book in the series “Dental Knowledge” from Kulzer, **“Denture Teeth and Acrylics: materials, processing, tips and tricks”** provides important knowledge about manufacturing, characterisation, repair and care of dentures. The first part of the book examines materials and processes. Key focus is on PMMA-based components of denture acrylics and innovative fillers in artificial teeth as well as, acrylic processing procedures in dental manufacturers and the laboratory environment.

Furthermore the book includes the physical and chemical properties of teeth and denture base material as well as the prerequisites for biocompatibility and long duration of use for denture teeth. **The practical section of the book includes the technical procedure for producing dentures**, from the first step of taking an impression, through to the set up and gingival models, and even up to individual characterisation.

In addition, there are helpful tips and information regarding denture care, repair and relining. The acrylic troubleshooting guide at the end of the book explains the possible causes for bubble formation, discolouration, cracks and several other issues by giving valuable tips on how to avoid these issues.

Please contact your local partner if you want to order this book.  
Article No. 66054983



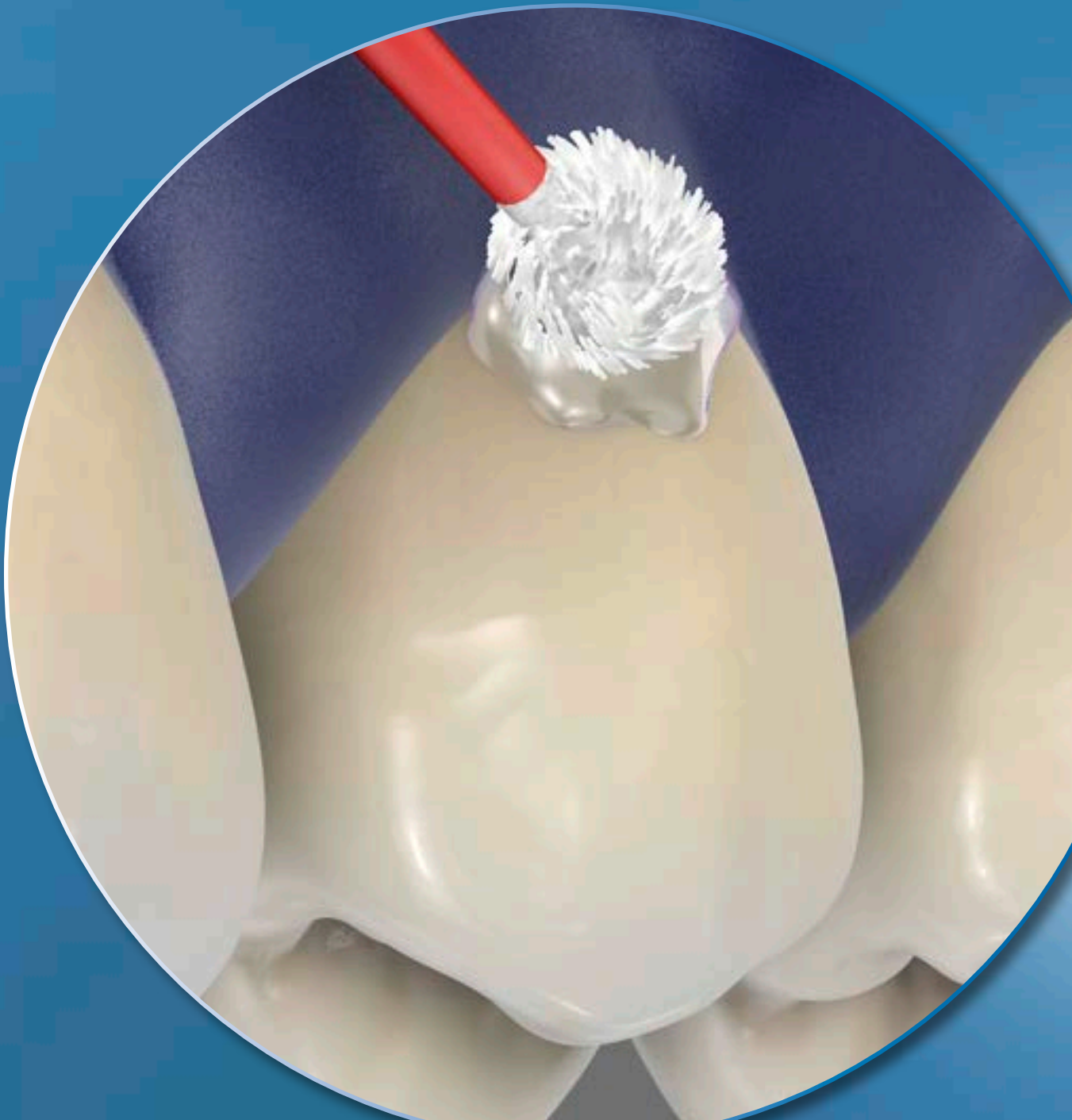
RELIABLE PROTECTION AGAINST HYPERSENSITIVITY.

Preventive also encompasses prevention of hypersensitivity. Because it often considerably impairs the patients' well-being. Desensitisation measures protect the teeth from hypersensitivity and your patients from pain. Use GLUMA® under every restoration – whether direct or indirect – to give your patients the comfort they wish for.

2 Preventive Materials

16–21

2.1	Desensitizer	20–21
	GLUMA Desensitizer	20
	GLUMA Desensitizer PowerGel	21



# DESENSITIZER

## RELIABLE PROTECTION AGAINST HYPERSENSITIVITY.

Hypersensitivity of the teeth is one of the factors that has the greatest influence on patient wellness.

Whether sweet or sour, hot or cold – the acute pain is extremely unpleasant. Your patients will be delighted that you have relieved them of this discomfort. Our GLUMA desensitizer has everything you need to reduce and prevent hypersensitivity. The results appear quickly and effectively, without mixing, curing or multiple applications. Your patients feel immediate relief.

### Our tested solution against hypersensitive teeth

GLUMA – From introduction to accolades					
First Desensitiser on the market			TOWNIE CHOICE AWARD	CLINICIAN'S REPORT	
1987	1997, 2000, 2008 (Top Desensitizer) Preferred Product 2013 GLUMA Desensitizer PowerGel ++++ Preferred Product 2014	2001, 2002, 2003, 2005, 2006, 2009, 2011, 2012, Desensitizer PowerGel 5 Stars 2014	2003, 2004, 2005, 2006, 2007, 2008, 2009, 2010, 2011, 2012, 2013, 2014	2009 Top Effective Product for Class II 2011 Best products of 2011	2011 Five-diamond rating in 2012 for GLUMA Desensitizer PowerGel



**GLUMA® Desensitizer**  
**GLUMA® Desensitizer PowerGel**  
More gain, less pain.

Giving a hand to oral health.



**KULZER**  
MITSUI CHEMICALS GROUP



## 2 PREVENTIVE MATERIALS

### 2.1 DESENSITIZER

#### GLUMA DESENSITIZER

## GLUMA® DESENSITIZER – GAINING VICTORY OVER PAIN.

For over 20 years, one drop of GLUMA Desensitizer has been sufficient to reduce and prevent hypersensitivity. The results appear quickly and effectively, without mixing, curing or multiple applications. Your patients feel immediate relief. Every good restoration starts with the GLUMA Desensitizer. Its efficacy has been proven in over 50 million restorations. It can be used with all common adhesives and restoration materials and in every treatment situation. GLUMA neither needs to be stirred or light cured. This simplifies application and saves time.

- **Desensitise:** GLUMA Desensitizer is the only desensitizer that has been proven to penetrate exposed dentinal tubules up to 200 µm. This leads to the formation of multilayered protein walls which prevent an osmotic fluid exchange with the internal tubules.
- **Block bacteria:** GLUMA Desensitizer forms a hermetic seal which traps the bacteria and prevents bacterial growth.
- **Re-wetting:** GLUMA Desensitizer reorganises collapsed collagen fibres and thus improves the adhesiveness of several adhesives.

#### Indications

- For the reduction or elimination of pain in exposed cervical areas that do not require restoration and the reduction or elimination of dentine sensitivity after preparation of teeth to receive a fixed prosthesis.



## PRODUCT OUTLINE

### GLUMA DESENSITIZER

#### Bottle Refill

##### Content

1 x 5 ml Bottle,  
Pictorial Card

Art. code 6587 2354

#### Bottle Value Pack

##### Content

3 x 5 ml Bottles,  
3 x 50 Applicator Tips,  
Pictorial Card

Art. code 6601 8221

#### Applicator Tips

##### Content

1 x 50 Pieces in size slim,  
1 x 50 Pieces in size regular

Art. code 6606 4661

#### Single Dose

##### Content

40 x 0.075 ml Single Doses,  
1 x 50 Applicator Tips,  
Pictorial Card

Art. code 6600 1854





## 2.1 DESENSITIZER

## GLUMA DESENSITIZER POWERGEL

## GLUMA® DESENSITIZER POWERGEL – GAINING VICTORY OVER PAIN.

Your patients trust you to relieve them from their hypersensitivity, so simply let them benefit from all the advantages of the GLUMA Desensitizer.

GLUMA Desensitizer PowerGel not only delivers the same level of desensitization as GLUMA Desensitizer but also offers better handling, easier control, and greater accuracy.

Thanks to its non-drip consistency, it is particularly easy to apply. Its green colour makes it easy to see and easy to remove.

- **Especially accurate:** Thanks to its unique gel consistency, GLUMA Desensitizer PowerGel is placed in one step – extremely well controlled and accurate. Its consistency allows it to stay where it is placed, thus minimising possible contact with the soft tissues.
- **Especially analgesic:** It delivers the same analgesic effects as GLUMA Desensitizer when it comes to hypersensitive teeth. GLUMA Desensitizer PowerGel is also very well suited to use after tooth preparation in order to reduce or relieve hypersensitivity of the dentine before using the denture or definitive restoration.
- **Particularly easy to recognise:** The green colour also supports the user in quickly and accurately applying or removing the desensitizer.

### Indications

- For the reduction or elimination of pain in exposed cervical areas that do not require restoration.
- For reduction or elimination of dentine sensitivity after preparation of teeth to receive a fixed prosthesis or restoration.



## PRODUCT OUTLINE

### GLUMA DESENSITIZER POWERGEL

#### Syringe Assortment

##### Content

4 x 1 g Syringes,  
Pictorial Card

##### Art. code

6604 3451

#### Brush Cannulas

##### Content

1 x 60 Pieces Brush Cannulas

##### Art. code

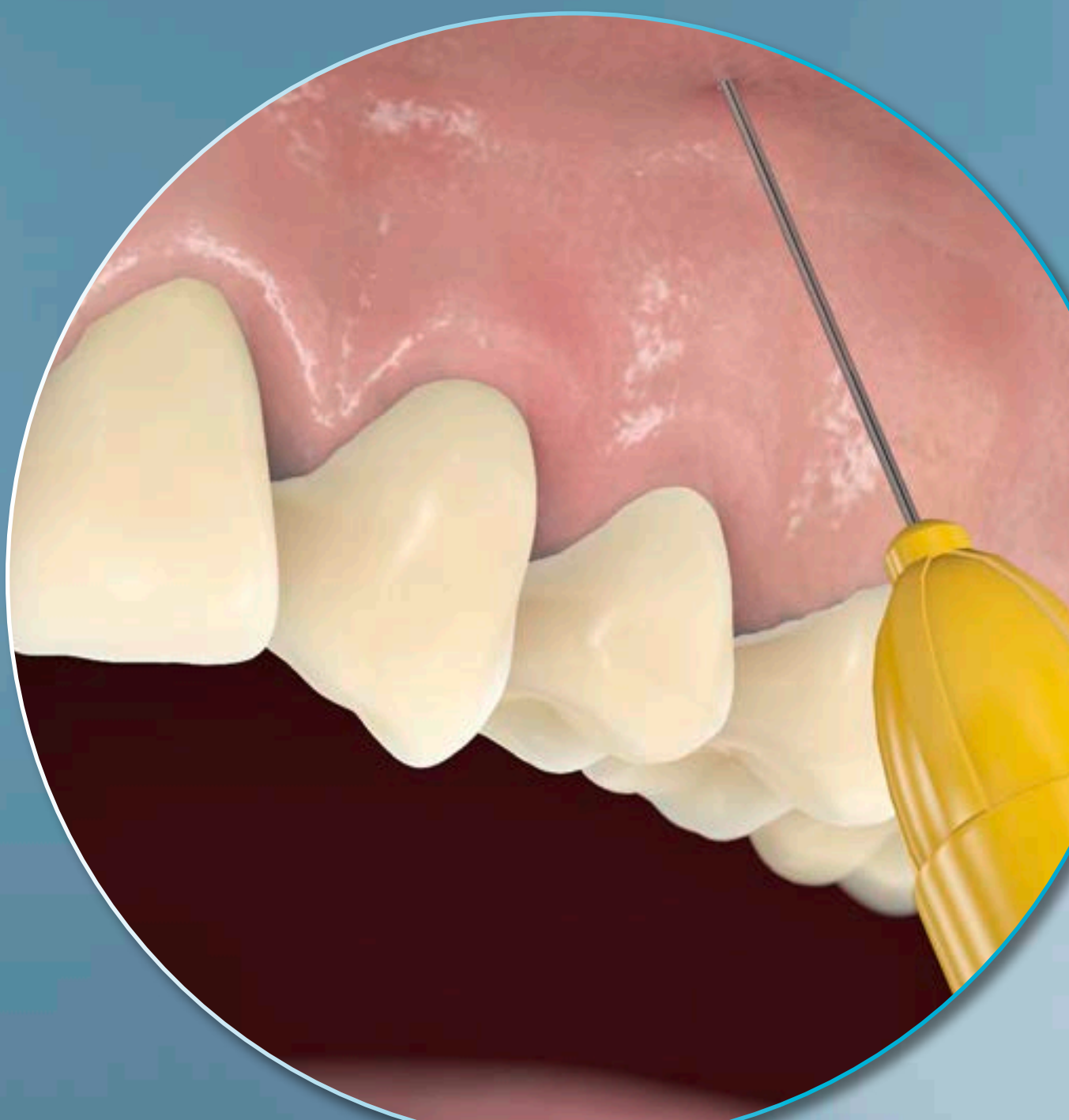
6604 4334



PAIN INFLUENCES THE QUALITY OF LIFE –  
BECAUSE IT AFFECTS THE WHOLE ORGANISM, THE BODY AND ALSO EMOTIONS  
AND BEHAVIOUR.

For many patients, the topic of pain plays a central role when visiting the dentist. Your treatment success is measured, among other factors, by how effective the anaesthesia is. Our long-standing expertise in this field gives you the sense of confidence you need in your daily work. We offer you products you can rely on – because we developed them based on a wealth of experience.

<b>3</b>	<b>PAIN CONTROL</b>	<b>22–33</b>
<b>3.1</b>	<b>Infiltration and Conduction Anaesthesia</b>	<b>22–29</b>
	SOPIRA Carpule Needles	22
	SOPIRA Carpule Syringes	28
	SOPIRA Ject Syringes	29
<b>3.2</b>	<b>Intraligamentary Anaesthesia</b>	<b>30–33</b>
	SOPIRA Carpule Needles	30
	SOPIRA Citoject Syringes	32





SOPIRA® —

## YOUR LOCAL ANAESTHESIA SUPPLIER

Each day at your surgery, your success is measured on the basis of the professional and personalised treatment of your patients – and whether or not your anaesthesia is effective. For this reason, you need a system on which you can always rely on. Our SOPIRA brand stands for a reliable, all-in-one local anaesthesia solution. By choosing SOPIRA, you will be able to accommodate all relevant indications. There's no easier way. Our long-standing expertise in this field also gives you the sense of confidence you need for the treatment.



**SOPIRA®**

Your local anaesthesia supplier.

Giving a hand to oral health.



**KULZER**  
MITSUI CHEMICALS GROUP

## 3 PAIN CONTROL

### 3.1 INFILTRATION AND CONDUCTION ANAESTHESIA

#### SOPIRA CARPULE NEEDLES

## SOPIRA® CARPULE® NEEDLES – THE RIGHT NEEDLE FOR ANY INDICATION.

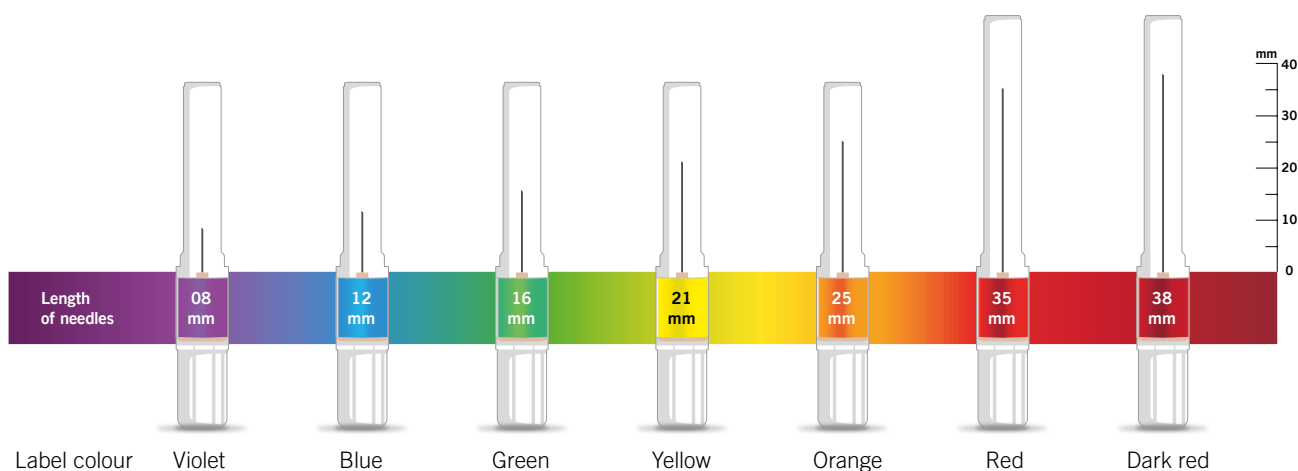
The best injection is the one your patient cannot feel. Our tissue-friendly needles are characterised by first-class steel and an innovative cut. They offer both dentist and patient the ideal conditions for agreeable and comfortable treatment.

#### Experience the ease of a gentle injection – your benefits at a glance

- Extensive range of dental needles for various dental anaesthesia techniques.
- Less initial pain due to the triple-bevel cut.
- Silicone coating ensures optimal gliding through the tissue.
- Safe handling thanks to high elasticity.
- A variety of models to accommodate your surgery's every need: exceptionally thin-walled (Free Flow), safely packed (blistered) or with an extra short bevel, especially for intraligamentary anaesthesia.
- Fast and sure identification of the various needles with the new rainbow colour coding system.
- Compatible with all common dental syringes.

#### Intuitive selection thanks to colour-coded needle length

The new rainbow colour-coding makes it easier for you to select the right Carpule needles and improves safety during use. There was no standardised system on the market until now. The easy-to-identify coloured banderoles from Kulzer ensure users, with just a quick glance, to select the right needle ranging from 8 mm to 38 mm in length.



The SOPIRA colour-coding is analogous to the wavelengths of visible light and its colour spectrum: The longer the wavelength of the labelling colour, the longer the injection needle. This system supplements the existing colour coding of the needle diameter using hub colours (yellow for 30 G = 0.3 mm and grey for 27 G = 0.4 mm).



## PRODUCT OUTLINE

Product	Recommended Use	Length Coding	Art. code
SOPIRA® Carpule needle type Standard			
SOPIRA® Carpule 27G 08 mm	Intraseptalis	● Violet	6600 5402
SOPIRA® Carpule 30G 12 mm	Infiltration	● Blue	6600 8710
SOPIRA® Carpule 30G 16 mm	Infiltration	● Green	6600 5400
SOPIRA® Carpule 30G 21 mm	Infiltration	● Yellow	6600 5401
SOPIRA® Carpule 30G 25 mm	Infiltration	● Orange	6605 3464
SOPIRA® Carpule 27G 25 mm	Infiltration	● Orange	6605 3465
SOPIRA® Carpule 27G 38 mm	Mandibularis	● Dark red	6605 3466
SOPIRA® Free Flow: for lower injection pressure			
SOPIRA® Carpule Free Flow 30G 25 mm	Infiltration	● Orange	6605 3481
SOPIRA® Carpule Free Flow 27G 25 mm	Infiltration	● Orange	6605 3482
SOPIRA® Carpule Free Flow 27G 38 mm	Mandibularis	● Dark red	6605 3483
SOPIRA® Blistered: individually blistered for more safety			
SOPIRA® Carpule Blistered 30G 16 mm	Infiltration	–	6605 3469
SOPIRA® Carpule Blistered 30G 21 mm	Infiltration	–	6605 3470
SOPIRA® Carpule Blistered 30G 25 mm	Infiltration	–	6605 3471
SOPIRA® Carpule Blistered 27G 08 mm	Intraseptalis	–	6605 3472
SOPIRA® Carpule Blistered 27G 25 mm	Infiltration	–	6605 3473
SOPIRA® Carpule Blistered 27G 35 mm	Mandibularis	–	6605 3474
SOPIRA® Carpule needle type Standard, inch thread			
SOPIRA® Carpule 30G 21mm	Infiltration	● Yellow	6605 3477
SOPIRA® Carpule 27G 35mm	Mandibularis	● Red	6605 3478

### A multitude of variants for every requirement in your dental office:

- Special thin-walled variants with an enlarged internal diameter for low injection pressure: SOPIRA Carpule Free Flow
- Individually packed variants for better safety, especially during surgery: SOPIRA Carpule in blister packaging
- Low risk of kinking in the periodontal space: SOPIRA Carpule needles with a special short bevel for intraligamentary anaesthesia.



3 PAIN CONTROL

3.1 INFILTRATION AND CONDUCTION ANAESTHESIA

SOPIRA CARPULE

SOPIRA® CARPULE® SYRINGES –  
PRECISION FOR INFILTRATION AND NERVE BLOCK ANAESTHESIA.

The solid SOPIRA Carpule syringe can be used in a variety of ways and offers you tried-and-tested stability as well as dependable handling – whether for infiltration or nerve block anaesthesia, whether in the maxilla or mandible.

Your benefits at a glance

- Cylinder cartridge syringe for nerve block and infiltration anaesthesia.
- Double-ring design for secure handling.
- Sterilisable.
- Available as a non-aspirating syringe, for example for application of ointments and pastes or aspirating syringe with double ring detent for active aspiration.

Indication

- infiltrative
- intraseptal
- mandibular

Available as **ASPIRATING** and **NON-ASPIRATING** models



PRODUCT OUTLINE

SOPIRA CARPULE

Non-Aspirating Syringe

Content	
1 x 1.8 ml/metric	
Art. code	6511 1760



Aspirating Syringe

Content	
1 x 1.8 ml/metric	
Art. code	6534 7466



Aspirating Syringe

Content	
1 x 1.8 ml/inch	
Art. code	6600 2422



## 3.1 INFILTRATION AND CONDUCTION ANAESTHESIA

## SOPIRA JECT

## SOPIRA® JECT SYRINGES –

## PRECISION FOR INFILTRATION AND NERVE BLOCK ANAESTHESIA.

Our solution for convenient nerve block and infiltration anaesthesia: ergonomic design for secure holding and a sideways-opening cartridge holder for high-precision administration of local anaesthetic. We combine functionality and precision with aesthetic design. This is why our dental syringes have always set standards.

**Our solution for comfortable local anaesthesia**

- Cylinder cartridge syringe for conduction and infiltration anaesthesia.
  - Made of premium-quality stainless steel for extreme wear resistance (longer service life).
  - Impressively dependable handling thanks to ergonomic, tried-and-tested design.
  - Improved safety thanks to manual aspiration option with three extendible aspiration hooks and self-aspiration.
- Indication: infiltrative, intraseptal, mandibular

**SOPIRA Ject Vario syringe and cylinder cartridge holder**

To ensure that you are ideally prepared for each procedure: SOPIRA Ject Vario syringes are available with several separate cartridge holders that you can conveniently have ready before each surgical procedure.

**Indication**

- infiltrative
- intraseptal
- mandibular



## PRODUCT OUTLINE

## SOPIRA JECT

**SOPIRA Ject Syringe****Content**

Syringe for infiltration and conduction anaesthesia

**Art. code** 6604 0331



## SOPIRA JECT VARIO

**SOPIRA Ject Vario Syringe****Content**

Syringe for infiltration and conduction anaesthesia.  
Removable cartridge holder.

**Art. code** 6604 0332

**SOPIRA Ject Vario Cartridge Holder****Content**

1 x 3 Cartridge holders for SOPIRA Ject Vario

**Art. code** 6604 0333



## 3 PAIN CONTROL

### 3.2 INTRALIGAMENTARY ANAESTHESIA

#### SOPIRA CARPULE NEEDLES FOR INTRALIGAMENTARY ANAESTHESIA

## SOPIRA® CARPULE® NEEDLES FOR INTRALIGAMENTARY ANAESTHESIA – EVERYTHING YOU NEED FOR A PRIMARY METHOD.

Intraligamentary anaesthesia (ILA) offers patients a very comfortable alternative. This method covers the anaesthesia requirement across many indications. By injecting the active ingredient directly into the periodontal ligament, it is possible to achieve an immediate and complete anaesthetisation of the single tooth.

The pain of injection is minimised and the cardiovascular system is also spared unnecessary stress. The SOPIRA Citoject syringes and special SOPIRA Carpule needles with short bevel match each other perfectly.

#### SOPIRA Carpule needles for intraligamentary anaesthesia

The SOPIRA Citoject and SOPIRA Carpule short bevel needles match each other perfectly. Intraligamentary anaesthesia allows you to treat teeth in different quadrants in one sitting. The required quantity of anaesthetic is significantly reduced and patients feel no numbness in the lips, tongue and cheeks.

Reap all of the benefits of intraligamentary anaesthesia with our all-in-one solution and the one-of-a-kind concept for dental injection needles. They unite all the benefits of the Carpule needles – and the short bevel makes the injection even gentler.

#### Experience the ease of a gentle injection – your benefits at a glance

- Needles with extra-short bevel, preventing the needle tip from bending in the desmodontal space and reducing the risk of injury.
- Less initial pain due to the triple-bevel cut.
- Silicone coating ensures optimal gliding through the tissue.
- The new multicoloured coding system permits quick and reliable identification of the various needles.



Left picture:  
SOPIRA Carpule needles  
(from left to right): standard bevel,  
Free Flow, short bevel

Right picture:  
(from left to right): SOPIRA  
Carpule standard needle and  
Free Flow needle with larger  
interior diameter

### Colour-coded labelling for better differentiation

The SOPIRA colour-coding is analogous to the wavelengths of visible light and its colour spectrum: The longer the wavelength of the labelling colour, the longer the injection needle.

Needles with the special short bevel for intraligamentary anaesthesia have a label with a narrower stripe of the respective colour.

### The short bevel SOPIRA CarpuLe needles are also available in the following types:

- Free Flow: with an extra-thin wall and larger interior diameter.
- In blister packaging: For even better safety, especially during surgery.

All ILA needles are available in 30G 12 mm and 30G 16 mm versions.



Standard bevel needle (left) and short bevel needle with narrower coloured stripe on the label (right).

## PRODUCT OUTLINE

Product	Recommended Use	Length Coding	Art. code
SOPIRA® CarpuLe needle type Standard			
SOPIRA® CarpuLe 30G 12 mm, short bevel	Intraligamentalis	● Blue	6605 3462
SOPIRA® CarpuLe 30G 16 mm, short bevel	Intraligamentalis	● Green	6605 3463
Free Flow: for lower injection pressure			
SOPIRA® CarpuLe Free Flow 30G 12 mm, short bevel	Intraligamentalis	● Blue	6605 3479
SOPIRA® CarpuLe Free Flow 30G 16 mm, short bevel	Intraligamentalis	● Green	6605 3480
Blistered: individually blistered for more safety			
SOPIRA® CarpuLe Blistered 30G 12 mm, short bevel	Intraligamentalis	–	6605 3468
SOPIRA® CarpuLe Blistered 30G 16 mm, short bevel	Intraligamentalis	–	6605 3469
SOPIRA® CarpuLe needle type Standard, inch thread			
SOPIRA® CarpuLe 30G 12mm, short bevel	Intraligamentalis	● Blue	6605 3475
SOPIRA® CarpuLe 30G 16mm, short bevel	Intraligamentalis	● Green	6605 3476

## 3 PAIN CONTROL

### 3.2 INTRALIGAMENTARY ANAESTHESIA

#### SOPIRA CITOJECT

## SOPIRA® CITOJECT® SYRINGES —

### FOR INTRALIGAMENTARY ANAESTHESIA INJECTIONS WITH PINPOINT PRECISION.

Less discomfort for your patients and a more relaxing working atmosphere for you. SOPIRA Citoject makes intraligamentary injections more comfortable – an outstanding innovative design available in stainless steel or light alloy.

#### It's a good feeling to know you offer optimised care:

- Balanced weight distribution for stable handling and precision.
- The integrated plastic sleeve offers added safety.
- The stainless steel models can be thoroughly cleaned and sterilised along with all other stainless steel instruments used in your surgery.
- The ultimate in quality and durability including a one-year warranty for Citoject products.
- Unparalleled control for injection: just 0.06 ml of anaesthetic per press of the dosing lever.
- Available in stainless steel or light alloy, with straight or angled headpiece, and for 1.8 ml or 2.2 ml glass cartridges.

Choose from our range of different sets or put together your own, custom model in combination with our accessories.

#### Indication

- Intraligamentary anaesthesia.





## PRODUCT OUTLINE

Product	Content	Art. code
<b>SOPIRA CITOJECT ASSORTMENT LIGHT ALLOY INCL. ACCESSORIES</b>		
SOPIRA Citoject Set	SOPIRA Citoject syringe set, pointed plunger, 1.8 ml/metric	<b>6542 9094</b>
SOPIRA Citoject Set	SOPIRA Citoject syringe set, flat plunger, 1.8 ml/metric	<b>6600 5326</b>
SOPIRA Citoject Set	SOPIRA Citoject syringe set, flat plunger, 1.8 ml/inch	<b>6600 2392</b>
SOPIRA Citoject Set	SOPIRA Citoject syringe set, flat plunger, 2.2 ml/inch	<b>6600 2395</b>
Headpiece	1.8 ml/metric barrel angled	<b>6542 9051</b>
Headpiece	1.8 ml/metric barrel straight	<b>6542 9108</b>
Headpiece	1.8 ml/inch barrel angled	<b>6600 2394</b>
Headpiece	1.8 ml/inch barrel straight	<b>6600 2393</b>
Headpiece	2.2 ml/inch barrel angled	<b>6600 2397</b>
Headpiece	2.2 ml/inch barrel straight	<b>6600 2396</b>
Handpiece	Handpiece complete	<b>6603 8606</b>
<b>SOPIRA CITOJECT ASSORTMENT STAINLESS STEEL INCL. ACCESSORIES</b>		
SOPIRA Citoject Set	1 SOPIRA Citoject syringe set, pointed plunger, 1.8 ml/metric	<b>6600 9001</b>
Head piece	1.8 ml/metric barrel angled	<b>6600 9002</b>
Handpiece	Handpiece complete	<b>6603 8606</b>
<b>OTHERS</b>		
Plungers	1.8 ml pointed plunger	<b>6603 8610</b>
Plungers	1.8 ml flat plunger	<b>6603 8672</b>
Plungers	2.2 ml pointed plunger	<b>6603 8673</b>
Plastic sleeves	1.8 ml plastic sleeve	<b>6600 5419</b>
Plastic sleeves	2.2 ml plastic sleeve	<b>6600 6866</b>



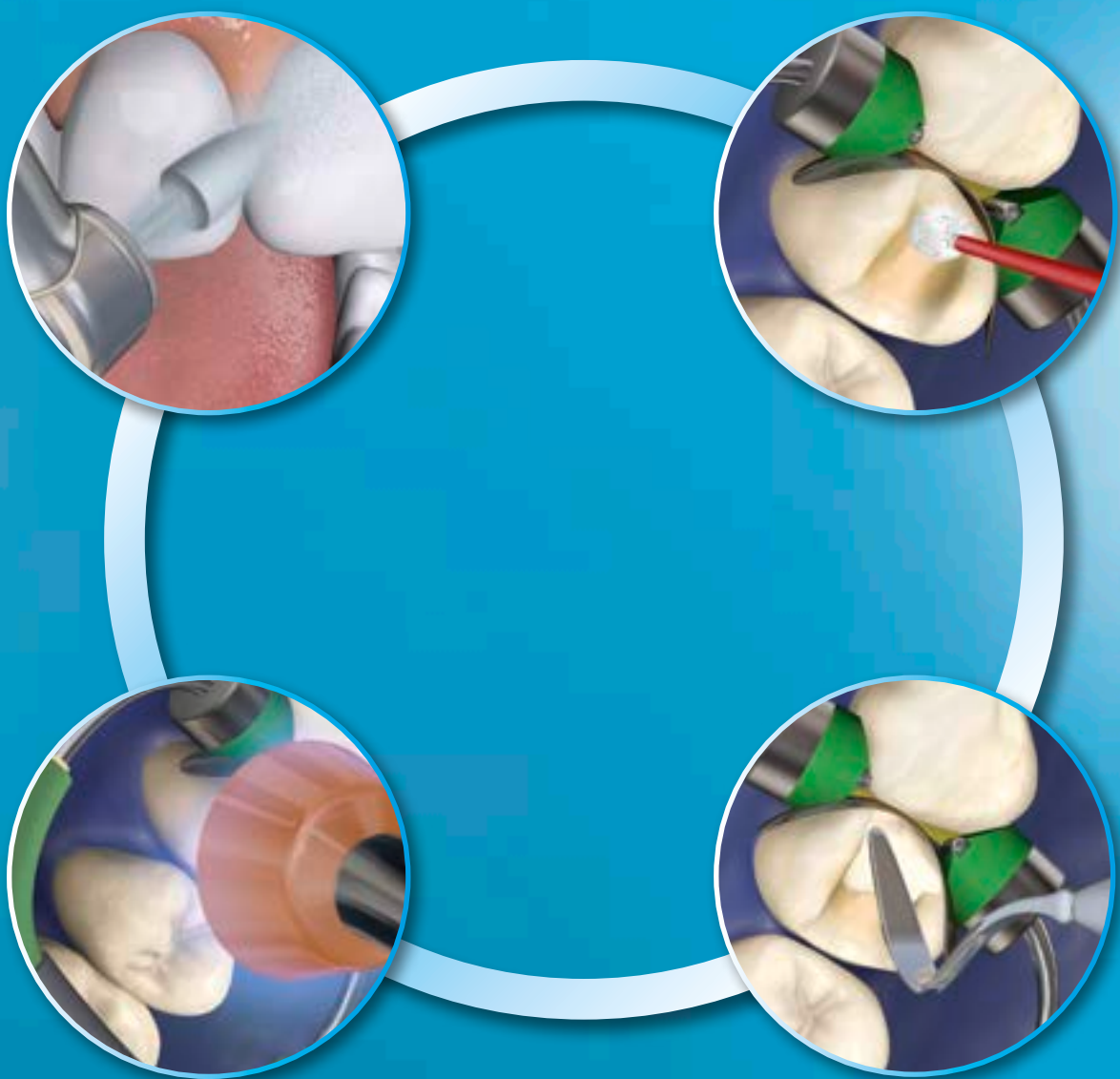
## SYSTEMATIC TOOTH PRESERVATION – WITH A GREAT DEAL OF EXPERIENCE.

The natural tooth is always better than any dental prosthesis. That's why it's worth fighting for. In tooth preservation, we support you with products you can always rely on. And always meet your patients' aesthetic demands. From innovative filling materials and excellent adhesive systems, up to the appropriate accessories – we offer you everything that you need for high quality, durable restorations with perfect aesthetics. See for yourself.

### 4 RESTORATIVE MATERIALS

34–79

<b>4.1</b>	<b>Filling Materials</b>	<b>38–57</b>
	Venus Diamond	40
	Venus Pearl	42
	Venus Diamond Flow	44
	Venus Bulk Fill	46
	Venus Color	48
	Venus	50
	Venus Flow	52
	Charisma	54
	Charisma Flow	56
	Durafill VS	57
<b>4.2</b>	<b>Adhesives &amp; Etchants</b>	<b>60–68</b>
	iBOND Universal	62
	iBOND Self Etch	64
	iBOND Total Etch	66
	GLUMA Solid Bond	68
	iBOND Etch	69
<b>4.3</b>	<b>Accessories &amp; LED Curing Lights</b>	<b>72–79</b>
	Translux 2Wave	72
	Translux Wave	73
	Venus Supra	74
	Diamond Burs	75
	Ivory Rubber Dam & Clamps	78



## FILLING MATERIALS

### OUR STANDARD FOR YOUR RESTORATIONS: TOP AESTHETICS AND DURABILITY.

The composites from Kulzer stand for aesthetic, natural and durable restorations. Because you are measured by these results. Beautiful, impeccable teeth are the basis upon which appearances are judged by many patients. That is why we provide you with composites from which you can choose according to your personal preference and the indication.

We have the right composite for you for every situation. After all, our products are based on decades of knowledge and experience in development.



**Venus® Composites**  
Beauty beyond aesthetics.

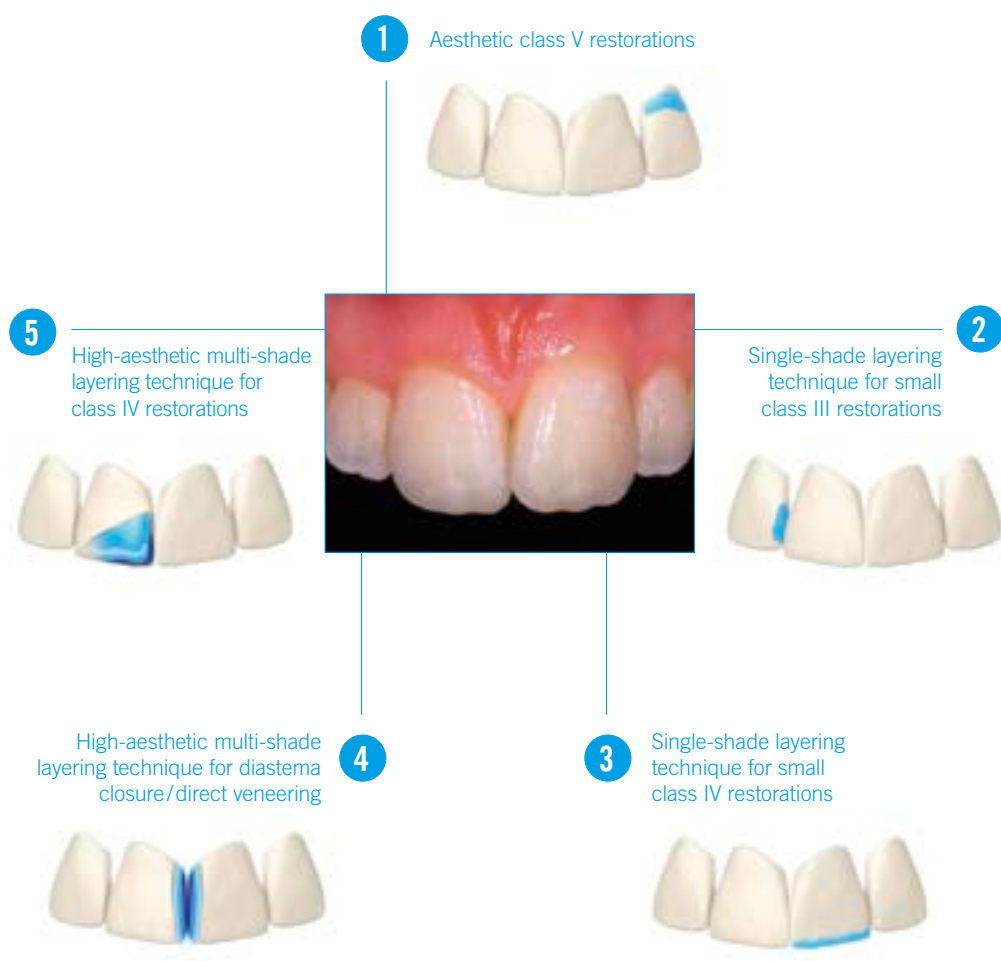
Giving a hand to oral health.



**KULZER**  
MITSUI CHEMICALS GROUP

### VENUS® MIX & MATCH – THE MATCHING COMPOSITE SOLUTION FOR EVERY INDICATION.

How flexible do you want to be? You can freely combine our Venus composites to cover almost every indication. What is more, you can assemble them according to your personal preferences. The optimal results will convince you – from simple restorations to complex and challenging restorations. The Venus product family offers individual solutions that impress with their natural beauty. For what we like best is to meet your professional requirements and your patients' aesthetic demands.



It's your choice for anterior restorations

	1	2	3	4	5
Venus Diamond (firm)	✓	✓	✓	✓	✓
Venus Pearl (soft)	✓	✓	✓	✓	✓
Venus Diamond Flow	✓	✓	✓	✓	✓
Venus Color	✓	✓	✓	✓	✓

Source of Clinical Case: Berton F, Student at University of Trieste, Italy



It's your choice for posterior restorations

	1	2	3	4	5	6
Venus Diamond (firm)						
Venus Pearl (soft)		✓ or ✓	✓ or ✓	✓ or ✓	✓ or ✓ or ✓	✓ or ✓
Venus Diamond Flow	✓			✓		✓
Venus Bulk Fill		✓				
Venus Color						(✓)

Source of Clinical Case: Boer W, Euskirchen, Germany



## 4 RESTORATIVE MATERIALS

### 4.1 FILLING MATERIALS

#### VENUS DIAMOND

## VENUS® DIAMOND – BEAUTY BEYOND AESTHETICS.

Venus Diamond is a new nano-hybrid universal composite that combines low shrinkage and high strength in a unique way. The universal composite distinguishes itself through a firm consistency during modelling and is comfortable to use. The creation of direct as well as indirect restorations is simpler and therefore more efficient on your part.

Venus Diamond meets highest demands of aesthetics and function, and is extremely lifelike.

- **Easy and convenient handling:** Thanks to its firm and stable, low-stick consistency, the composite offers an extended working time and is perfect to model and polish.
- **Outstanding physical properties:** The innovative formula of Venus Diamond offers exceptional flexural strength and minimal shrinkage stress. You obtain long-lasting, aesthetically pleasing restorations with a permanent, natural lustre.
- **Pure aesthetics:** Venus Diamond offers a wide range of shades and can be applied in single- and multi-shade layering techniques. The material adapts perfectly to the colour of the surrounding teeth, creating an outstandingly natural look.

## PRODUCT OUTLINE

### VENUS DIAMOND SYRINGE KITS

#### Syringe Basic Kit + iBOND Total Etch

##### Content

1 x 4 g Syringe each of shades  
A2, A3, OLC, OMC, CL, HKA2.5,  
1 x 2 ml Bottle of iBOND Total Etch,  
Venus Diamond Layering Guide

Art. code 6605 5475



### VENUS DIAMOND PLT KITS

#### PLT Masters Kit

##### Content

10 x 0.25 g PLT each of shades  
A1, A2, A3, A3.5, B1, B2, C2,  
OM, OD, HKA2.5  
5 x 0.25 g PLT each of shades  
A4, B3, C3, D3, OL, CO, YO, CL,  
AM, BL, BXL, OB, HKA5,  
2 x 1.8 g Syringe of Venus Diamond  
Flow Baseline,  
Shade Guide

Art. code 6604 3143

#### PLT Basic Kit + iBOND Total Etch

##### Content

10 x 0.25 g PLT each of shades  
A2, A3, OLC, OMC, CL, HKA2.5,  
1 x 2 ml Bottle of iBOND Total Etch,  
Venus Diamond Layering Guide

Art. code 6605 5476

### VENUS DIAMOND ACCESSORIES

#### PLT Basic Kit + iBOND Total Etch

##### Content

2-Layer Shade Guide

Art. code 6603 9004

#### PLT-Applicator Steel

##### Content

1 PLT-Applicator STEEL

Art. code 6601 9748

## PRODUCT OUTLINE

### VENUS DIAMOND REFILLS

Shades	Syringes	PLT	PLT
	1 x 4 g	20 x 0.25 g	10 x 0.25 g
<b>Universal shades</b>			
A1	6603 5471	6603 9008	
A2	6603 5472	6603 9009	
A3	6603 5474	6603 9011	
A3.5	6603 5475	6603 9012	
A4	6603 5476		6603 9013
B1	6603 5478	6603 9015	
B2	6603 5479	6603 9016	
B3	6603 5480		6603 9017
C2	6603 5481	6603 9018	
C3	6603 5482		6603 9019
D3	6603 5483		6603 9020
HKA2.5	6603 5473	6603 9010	
HKA5	6603 5477		6603 9014
<b>Opaque dentine shades</b>			
OL (Opaque Light)	6603 5484		6603 9021
OLC (Opaque Light Chromatic)	6604 6735		6604 6731
OM (Opaque Medium)	6603 5485	6603 9022	
OMC (Opaque Medium Chromatic)	6604 6736		6604 6732
OD (Opaque Dark)	6603 5486	6603 9023	
ODC (Opaque Dark Chromatic)	6604 6737		6604 6733
OXDC (Opaque Extra Dark Chromatic)	6604 6738		6604 6734
<b>Incisal shades</b>			
CL (Clear)	6603 5490		6603 9027
AM (Amber)	6603 5491		6603 9028
CO (Clear Opal)	6603 5492		6603 9029
YO (Yellow Opal)	6603 5493		6603 9030
<b>Bleach shades</b>			
BL (Bleach Light)	6603 5487		6603 9025
BXL (Bleach Extra Light)	6603 5488		6603 9026
OB (Opaque Bleach)	6603 5489		6603 9024

## 4 RESTORATIVE MATERIALS

### 4.1 FILLING MATERIALS

#### VENUS PEARL

## VENUS® PEARL – BEAUTY BEYOND AESTHETICS.

Acquaint yourself with the new standard of care. The nano-hybrid composite Venus Pearl completes the natural colour concept and the excellent physical properties that have already been offered with Venus Diamond. It delivers a soft consistency during modelling. The secret to Venus Pearl's greater malleability is the adapted filler system.

Your aesthetic restorations are the secret behind your patient's smile.

- **Easy and convenient handling:** Venus Pearl combines a creamy consistency and minimal stickiness with simultaneously exceptional high sculptability. It offers an extended working time and is perfect to model and polish.
- **Outstanding physical properties:** The material combines high flexural strength with minimal shrinkage stress. You obtain long-lasting, aesthetically pleasing restorations with a permanent, natural lustre.
- **Impressive aesthetics:** Venus Pearl offers a wide range of shades and can be applied in single- and multi-shade layering techniques. The material adapts perfectly to the colour of the surrounding teeth, creating an outstandingly natural look.

## PRODUCT OUTLINE

### VENUS PEARL SYRINGE KITS

#### Syringe Intro Kit

##### Content

1 x 3 g Syringe each of the shades  
A2, A3, HKA2.5,  
Venus Pearl Layering Guide

**Art. code** **6604 8212**

#### Syringe Bundle Kit + iBOND Universal

##### Content

1 x 3 g Syringe each of the shades  
A2, A3, HKA2.5, OMC, CL,  
1 x 1.8 g Venus Diamond Flow Syringe  
HKA2.5,  
1 x 2 ml Bottle of iBOND Universal,  
Venus Pearl Layering Guide

**Art. code** **6606 5932**

### VENUS PEARL PLT KITS

#### PLT Intro Kit

##### Content

10 x 0.2 g PLT each of the shades  
A2, A3, HKA2.5,  
Venus Pearl Layering Guide

**Art. code** **6604 8130**

#### PLT Bundle Kit + iBOND Universal

##### Content

10 x 0.2 g PLT each of the shades  
A2, A3, HKA2.5, OMC, CL,  
1 x 1.8 g Venus Diamond Flow Syringe  
HKA2.5,  
1 x 2 ml Bottle of iBOND Universal,  
Venus Pearl Layering Guide

**Art. code** **6606 5931**

#### PLT Masters Kit

##### Content

10 x 0.2 g PLT each of the shades A1,  
A2, A3, A3.5, A4, HKA2.5,  
5 x 0.2 g PLT each of the shades  
B1, B2, B3, C1, C2, C3, D3, CL, AM,  
CO, YO, OLC, OMC, ODC, OXDC, BL,  
BXL, OB, GUM, HKA5,  
5 x 0.3 g PLT of the shade CORE,  
2 x 1.8 g Syringe of Venus Diamond  
Flow Baseline,  
Venus Pearl Shade Guide,  
Venus Pearl Layering Guide

**Art. code** **6604 8214**



## PRODUCT OUTLINE

### VENUS PEARL REFILLS

Shades	Syringes	PLT	PLT
	1 x 3 g	20 x 0.2 g	10 x 0.2 g
<b>Universal shades</b>			
A1	6604 8175	6604 8090	
A2	6604 8176	6604 8141	
A3	6604 8178	6604 8143	
A3.5	6604 8179	6604 8144	
A4	6604 8180	6604 8145	
B1	6604 8182	6604 8147	
B2	6604 8183	6604 8148	
B3	6604 8184	6604 8149	
C1	6604 8185	6604 8150	
C2	6604 8186	6604 8161	
C3	6604 8187	6604 8162	
D3	6604 8188	6604 8163	
HKA2.5	6604 8177	6604 8142	
HKA5	6604 8181	6604 8146	
<b>Opaque dentine shades</b>			
OLC (Opaque Light Chromatic)	6604 8189		6604 8164
OMC (Opaque Medium Chromatic)	6604 8190		6604 8165
ODC (Opaque Dark Chromatic)	6604 8191		6604 8093
OXDC (Opaque Extra Dark Chromatic)	6604 8192		6604 8094
<b>Incisal shades</b>			
CL (Clear)	6604 8196		6604 8098
AM (Amber)	6604 8197		6604 8099
CO (Clear Opal)	6604 8198		6604 8100
YO (Yellow Opal)	6604 8199		6604 8171
<b>Special shades</b>			
BL (Bleach Light)	6604 8193		6604 8096
BXL (Bleach Extra Light)	6604 8194		6604 8097
OB (Opaque Bleach)	6604 8195		6604 8095
CORE	6604 8200		6604 8172*
GUM	6604 8201		6604 8173
<b>Venus Pearl Accessories</b>			
PLT-Applicator STEEL	1 PLT-Applicator STEEL		6601 9748
Venus Pearl Shade Guide	2-Layer Shade Guide		6605 5463

\*10 x 0.3 g

## 4 RESTORATIVE MATERIALS

### 4.1 FILLING MATERIALS

#### VENUS DIAMOND FLOW

## VENUS® DIAMOND FLOW — BEAUTY BEYOND AESTHETICS.

An increasing number of dentists prefer flowable composites for very easy placement of minimally invasive restorations. Hence we have developed Venus Diamond Flow: a flowable nano-hybrid composite to help you create beautiful, long-lasting restorations.

- **Easy and convenient to use:** The flowable, thixotropic consistency makes it highly versatile, offering ideal handling characteristics for class V restorations, amongst other indications.
- **Outstanding physical properties:** The material combines high flexural strength with minimal shrinkage stress. Its excellent radiopacity ensures a reliable diagnosis.
- **Pure aesthetics:** Venus Diamond Flow offers a wide range of shades and adapts to the surrounding hard tooth substance. Outstanding polishability and a permanent lustre guarantee truly beautiful, long-lasting restorations.

Whether for filling smaller cavities, cervical defects or as a baseliner combined with composites such as Venus Diamond or Venus Pearl, the enhanced viscosity of Venus Diamond Flow leaves nothing to be desired.



## PRODUCT OUTLINE

### VENUS DIAMOND FLOW ASSORTMENT

#### Syringe Assortment

##### Content

1 x 1.8 g Syringe each of shades  
A1, A2, A3, Baseline

**Art. code** 6604 0353



#### PLT Assortment

##### Content

10 x 0.2 g PLT each of shades  
A1, A2, A3, Baseline

**Art. code** 6604 0367



### VENUS DIAMOND FLOW ACCESSORIES

#### Flow Cannulas

##### Content

100 Pieces

**Art. code** 6600 2613

#### PLT-Applicator Steel

##### Content

1 PLT-Applicator Steel

**Art. code** 6601 9748



### VENUS DIAMOND FLOW REFILLS

Shades	Syringes	PLT
	1 x 1.8 g	20 x 0.2 g
<b>Universal shades</b>		
A1	6604 0354	6604 0368
A2	6604 0355	6604 0369
A3	6604 0358	6604 0371
A3.5	6604 0359	6604 0372
A4	6604 0360	6604 0373
B2	6604 0362	6604 0375
HKA2.5	6604 0357	6604 0370
HKA5	6604 0361	6604 0374
<b>Opaque shades</b>		
OM (Opaque Medium)	6604 0363	6604 0376
Baseliner	6604 1052	6604 1051
<b>Incisal shade</b>		
CL (Clear)	6604 0364	6604 0377

## 4 RESTORATIVE MATERIALS

### 4.1 FILLING MATERIALS

#### VENUS BULK FILL

## VENUS® BULK FILL – SIMPLE, FAST – SAFE!

Venus Bulk Fill is a flowable, low-shrinkage composite for creating posterior restorations with the bulk-filling technique. The material is also ideal for restorations of primary teeth. Complex, time-consuming techniques using 2 mm layers are not necessary. This helps to save time and costs on each restoration, unlike traditional, laborious layering procedures.

- **Efficiency:** Venus Bulk Fill permits easy filling of class I and II cavities in increments of up to 4 mm and is eliminating the need for complex, 2-mm layering techniques. Primary teeth even allow just one single layer.
- **Easy to use:** Self-adaptive handling eliminates steps and provides ideal coverage of cavity floor and walls. Simple and precise workability is the result.
- **Safety:** Venus Bulk Fill delivers a high depth of cure and safety for polymerisation of layers up to 4 mm thick. Low shrinkage means long-lasting restorations. High radiopacity guarantees a reliable diagnosis.



## PRODUCT OUTLINE

### VENUS BULK FILL REFILLS

#### PLT Refill

##### Content

10 x 0.2 g PLT Venus Bulk Fill –  
shade universal

**Art. code** 6604 4743



#### Syringe Refill

##### Content

1 x 1.8 g Syringe Venus Bulk Fill –  
shade universal

**Art. code** 6604 6795



### VENUS BULK FILL ACCESSORIES

#### Flow Cannulas

##### Content

100 Pieces

**Art. code** 6600 2613



## PRODUCT OUTLINE

### VENUS BULK FILL KITS

#### Syringe Intro Kit A3 + iBOND Self Etch

##### Content

3 x 1.8 g Syringes Venus Bulk Fill – shade universal  
5 x 0.25 g PLT Venus Diamond – shade A3  
1 x 2 ml Bottle of iBOND Self Etch

##### Art. code

6604 6793

#### Syringe Intro Kit A3 + iBOND Total Etch

##### Content

3 x 1.8 g Syringes Venus Bulk Fill – shade universal  
5 x 0.25 g PLT Venus Diamond – shade A2  
1 x 2 ml Bottle of iBOND Total Etch

##### Art. code

6604 6794

#### Venus Bulk Fill Syringe Pediatric Kit + iBOND Self Etch

##### Content

4 x 1.8 g Syringes Venus Bulk Fill – universal shade  
1 x 2 ml Bottle of iBOND Self Etch  
1 out of 6 available finger puppets

##### Art. code

6605 7342

## RELAXED RESTORATIONS FOR PRIMARY TEETH.

To support you in giving children a relaxed and stress-free access to dentistry, we added a set of six finger puppets to the Venus Bulk Fill Pediatric Kits. These are designed to entertain the small patients during the treatment and might also help in explaining the treatment routine.

So far, caries in primary teeth have often been a problem because children don't keep still. Beyond that, conventional composite restorations are complex and time-consuming, overstraining the patience of little patients.

With Venus Bulk Fill these reservations are a thing of the past. Primary teeth don't need the long-term stability of adult teeth, so that one layer of Venus Bulk Fill with up to 4 mm is sufficient.

You can spare both yourself and the child the application of a second layer with universal composite.



## 4 RESTORATIVE MATERIALS

### 4.1 FILLING MATERIALS

#### VENUS COLOR

## VENUS® COLOR – AS INDIVIDUAL AS YOUR PATIENTS.

Many patients do not want their teeth to be recognised as new. They want their characteristic tooth-colour after treatment. Patients do not always want “brilliant white teeth”. A touch of colour is sometimes needed to restore your patient’s individual appearance. We offer you Venus Colour in five different shades: White – Blue – Corn – Amber – Choco.

The drops of colour for aesthetics with an individual touch.

Whether recreating cracks in enamel, discoloured fissures or white spots, your restorations will look entirely natural. Venus Color is the ideal accessory to our nano-hybrid composites Venus Diamond and Venus Pearl.

- Characterisation can be this simple.
- Venus Color is available in five shades, for natural-looking teeth.
- Easy and precise application from 1 g syringes.
- Suitable for direct and indirect fillings and prosthetics.
- Applicable in thin layers.



## PRODUCT OUTLINE

### VENUS COLOR SYRINGE ASSORTMENT

#### Syringe Assortment

Content
5 x 1 g each of the shades WHITE, BLUE, CORN, AMBER, CHOCO, 1 x 20 Cannulas, Venus Color Shade Guide, 1 x 25 Brush Tips, Application Instrument
Art. code
6605 4221

### VENUS COLOR SYRINGE REFILLS

#### 1 x 1 g Syringes

Shades	Art. code
WHITE	6605 4206
BLUE	6605 4207
CORN	6605 4208
AMBER	6605 4209
CHOCO	6605 4210

### VENUS COLOR ACCESSORIES

#### Flow Cannulas

Content
100 Pieces
Art. code
6600 2613



## 4 RESTORATIVE MATERIALS

### 4.1 FILLING MATERIALS

#### VENUS

## VENUS® –

### SIMPLY BEAUTIFUL. SIMPLY VENUS.

Venus is a light-curing, universal hybrid composite. Its comprehensive range of shades and unique layering concept will ensure that all your restorations are masterpieces. Venus helps you give your patients long-lasting, aesthetically pleasing restorations.

- **Impressive aesthetics:** The refractive indices of the fillers and matrices in our Venus products have been perfectly aligned. Our 'Color Adaptive Matrix' is responsible for this. It gives Venus the unique ability to blend in with the surrounding tooth structure, creating an outstandingly natural look. The result of this complex mechanism is virtually undetectable restorative margins. The ultrafine filling particles allow you to achieve the perfect polish comparable to natural enamel.
- **Exceptional application properties:** Venus is a stable, medium-viscosity filling material that is also smooth to work with. This facilitates contouring and increases efficiency.
- **Universally applicable:** The excellent polishing and layering properties of Venus make it ideal for anterior restorations. Its extremely good strength and abrasion resistance also make it the material of choice for posterior fillings.



## PRODUCT OUTLINE

### VENUS SHADE GUIDE

#### Shade Guide

Content	
2-Layer Shade Guide	
Art. code	6600 8711



### VENUS ACCESSORIES

#### PLT-Applicator STEEL

Content	
1 PLT-Applicator STEEL	
Art. code	6601 9748



## PRODUCT OUTLINE

### VENUS REFILLS

Shades	Syringes	PLT	PLT
	1 x 4 g	20 x 0.25 g	10 x 0.25 g
<b>Universal shades</b>			
A1	6600 7366	6600 7979	
A2	6600 7367	6600 7981	
A3	6600 7368	6600 7983	
A3.5	6600 7369	6600 7985	
A4	6600 8156		6600 8159
B1	6600 7370	6600 7988	
B2	6600 7600	6600 8000	
B3	6600 7601		6600 8001
C2	6600 7371	6600 7989	
C3	6600 8086		6600 8089
C4	6600 7603		6600 8003
D2	6600 7372		6600 7992
D3	6600 8092		6600 8095
HKA2.5	6600 7596	6600 7996	
HKA5	6600 7598		6600 7998
<b>Opaque shades</b>			
OA2	6600 7410	6600 8012	
OA3	6600 8098		6600 8016
OA3.5	6600 7597		6600 7997
OB2	6600 7599		6600 7999
<b>Incisal shades</b>			
T1 (Translucent)	6600 7373		6600 7995
T2 (Translucent)	6600 7605		6600 8005
<b>Bleach shades</b>			
SB1 (Super Bleach)	6600 7608		6600 8008
SBO (Super Bleach Opaque)	6600 7411		6603 9024

#### VENUS FLOW

## VENUS® FLOW –

## SIMPLY BEAUTIFUL. SIMPLY VENUS.

Venus Flow is the perfect addition to Venus composite in clinical situations in which precise control can only be attained by using a flowable composite. With this well attuned system you are ready to face the daily challenges posed by anterior and posterior restorations.

- **Simply impressive:** Venus Flow is easy to use and, thanks to its radiopacity, ensures a reliable diagnosis. Its low viscosity and good thixotropic properties make Venus Flow the material of choice in a diverse range of indications, such as sealing fissures, lining cavities and creating smaller fillings.
- **Simply beautiful.** The shades of Venus flow are optimally matched to the Venus shades. Venus Flow offers a choice of 14 shades, likewise with 3 levels of translucency. It enables you to create natural-looking restorations that blend in perfectly with the surrounding teeth.
- **Simply the best for casting!** The Venus Flow Baseline, which is highly opaque and white in colour, creates the first layer on the floor of a posterior cavity, for example, providing a transition for the natural tooth substance. In such a way, you can avoid the unnecessary removal of healthy tooth substance when extracting old fillings.



## PRODUCT OUTLINE

### VENUS FLOW SYRINGE ASSORTMENT

#### Syringe Assortment

Content	
1 x 1.8 g Syringe each of shades A1, A2, A3, Baseline, 1 x 20 Cannulas	
Art. code	6601 4561



### VENUS FLOW SYRINGE REFILLS

#### 1 x 1.8 g Syringes

Shades	Art. code
A1	6601 4562
A2	6601 4563
A3	6601 4565
A3.5	6601 4566
A4	6601 4567
B2	6601 4568
B3	6601 4569
OA2	6601 4570
SB1 (Super Bleach)	6601 4571
T2 (Translucent)	6601 4575
Baseline	6601 4574
HKA2.5	6601 4564



### VENUS FLOW ACCESSORIES

#### Flow Cannulas

Content	
100 Pieces	
Art. code	6600 2613





## 4 RESTORATIVE MATERIALS

### 4.1 FILLING MATERIALS

#### CHARISMA

## CHARISMA® – NATURALLY RELIABLE.

As one of the first universal composites on the dental market when launched in 1992, Charisma has been used every day for over twenty years – in millions of fillings – by practitioners around the world.

Based on our expertise and long-term experience with Charisma, we improved the formula in order to keep this popular universal composite up to date. While your personal habits for using Charisma remain unchanged, the ceramic-reinforced formula ensures long-lasting natural results with even more ease of application.

**With the ceramic-reinforced formula, you handle single-shade layering techniques ever so easily.**

The newly added ceramic fillers enable vital shades and an improved shade match. This in turn increases the well-known chameleon effect which helps meet patients' demands for natural and long-lasting restorations all over the world.

**More than ever, Charisma stands for natural restorations made easy:**

- Easy modelling through its creamy consistency
- Its radiopacity enables a safe and reliable diagnosis
- Excellent finishing and polishing properties.

## PRODUCT OUTLINE

### CHARISMA SHADE GUIDE

#### Shade Guide

Content	
Shade Guide, 10 Shades	
Art. code	6606 1391



### CHARISMA ACCESSORIES

#### PLT-Applicator STEEL

Content	
1 PLT-Applicator STEEL	
Art. code	6601 9748



## PRODUCT OUTLINE

Shades	Syringes	PLT	PLT
	1 x 4 g	20 x 0.25 g	10 x 0.25 g
<b>Universal shades</b>			
A1	6600 0085	6600 0103	
A2	6600 0086	6600 0104	
A3	6600 0087	6600 0105	
A3.5	6600 0088	6600 0106	
A4	6600 0089	6600 0107	
B1	6600 0090	6600 0108	
B2	6600 0091	6600 0109	
B3	6600 0092	6600 0110	
C2	6600 0093	6600 0111	
C3	6600 0094	6600 0112	
C4	6600 0095	6600 0113	
D3	6600 0096	6600 0114	
<b>Opaque shades</b>			
OA2	6600 0097		6600 0115
OA3	6600 0098		6600 0116
OA3.5	6600 0099		6600 0117



## 4 RESTORATIVE MATERIALS

### 4.1 FILLING MATERIALS

#### CHARISMA FLOW

## CHARISMA® FLOW – NATURALLY RELIABLE.

Charisma Flow is the ideal flowable supplement to our microhybrid composite Charisma Classic, which has been in use for several years. Its low viscosity and good thixotropy make it the product of choice in a diverse range of indications such as cavity lining, fissure sealing and minimally invasive fillings.

The Charisma Flow Baseline in white and opaque can be applied to the cavity lining in order to distinguish the transition to the natural tooth. In this way, you can avoid the unnecessary removal of healthy tooth substance when extracting old fillings

#### Charisma Flow • safe application and high standards for natural, reliable restorations

- A multifunctional all-rounder for many indications.
- Easy, quick application thanks to its low viscosity and good thixotropic properties.
- Radiopacity ensures a safe, reliable diagnosis.
- Excellent chameleon effect.
- The shades of Charisma Flow are optimally matched to the Charisma shades.



## PRODUCT OUTLINE

### CHARISMA FLOW SYRINGE ASSORTMENT

#### Syringe Assortment

Content	
1 x 1.8 g Syringe each of shades A1, A2, A3, Baseline	
Art. code	6601 5521



### CHARISMA FLOW SYRINGES

#### 1 x 1.8 g Syringes

Shades	Art. code
A1	6601 5495
A2	6601 5496
A3	6601 5497
A3.5	6601 5498
B2	6601 5499
B3	6601 5500
OA2	6601 5501
OA4	6601 5502
Baseline	6601 5504



### CHARISMA FLOW ACCESSORIES

#### Flow Cannulas

Content	
100 Pieces	
Art. code	6600 2613

## 4.1 FILLING MATERIALS

### DURAFILL VS

## DURAFILL® VS – TIMELESS BEAUTY.

Durafill VS is a proven, light-curing microfiller composite for aesthetic anterior restoration.

Its perfect polishability, its distinctive colour brilliance with vivid gloss and the highly aesthetic results, especially in the anterior region, make Durafill VS into a perennial:

It has been successfully used in dental practices for over 30 years. The favourable processing properties, as well as the cosmetic and functionally convincing treatment successes, are appreciated by dentists and patients alike.

#### Your benefits at a glance

- Finest surface gloss due to perfect polishing properties.
- Exceptional shade brilliance with natural light refraction and vivid lustre.
- Excellent shade match with the surrounding tooth hard substance after polymerization.
- Easy to model, especially for the restoration of incisal edges due to the particular soft consistency.

## PRODUCT OUTLINE

### DURAFILL VS SYRINGE REFILLS

#### 1 x 4 g Syringes

Shades	Art. code
A1	6600 0008
A2	6600 0009
A3	6600 0010
A3.5	6600 0011
A4	6600 0012
B1	6600 0013
B2	6600 0014
B3	6600 0015
C1	6600 0016
C2	6600 0017
C3	6600 0018
C4	6600 0019
D3	6600 0020
OA2	6600 0021
OA3	6600 0022
OA3.5	6600 0023
SL (Super Light)	6600 0025
SSL (Super Snow Light)	6600 2499
I (Incisal)	6600 0026



### DURAFILL VS PLT REFILLS

#### 20 x 0.25 g PLT

Shades	Art. code
A1	6600 0027
A2	6600 0028
A3	6600 0029
A3.5	6600 0030

### DURAFILL VS ACCESSORIES

#### Shade Guide

Content	
Shade Guide	
Art. code	6600 0046

#### PLT-Applicator STEEL

Content	
1 PLT-Applicator STEEL	
Art. code	6601 9748



## PUT YOUR TRUST IN DEPENDABLE ADHESIVE STRENGTH — AND IN OUR EXPERIENCE.

Your patients expect efficiency and reliability from you every day. These are precisely the qualities you expect from an adhesive.

Based on our many years of expertise in the development of bonding agents, providing you with the materials you need to bond direct and indirect restorations.

Simple, safe and scientifically proven. The dependable adhesive strength and convincing margin quality of our products gives you the confidence you need every day in your surgery.



**iBOND® Universal**  
All-purpose convenience.

Giving a hand to oral health.



**KULZER**  
MITSUI CHEMICALS GROUP

## BONDINGS FROM KULZER

A TEAM YOU CAN RELY ON.

We have been developing adhesive systems for more than 25 years: Our adhesives are the product of our all-round expertise in composite bonding and decades of market experience with every generation of bonding system. The exceptional reliability and quality of iBOND products have been verified by more than 15 research teams.

### KULZER – ADHESIVES AT A GLANCE.

	iBOND Universal	iBOND Self Etch
<b>APPLICATION</b>		
Technique	Universal	Self-etch
Generation	8	7
Packaging		
Number of components	1 (+1)	1
Group	1-step-system (depending on the bonding technique)	1-step-system
Application time	35–90 s	approx. 45 s
<b>PROPERTIES</b>		
Film thickness	5–10 µm	3–5 µm
Storage	at room temperature	at room temperature
Mixing	no	no
X-Ray opaque	no	no
Desensitizing	yes	yes
<b>AWARDS</b>		<p>Award 2014</p>  



iBOND Total Etch	GLUMA Solid Bond
Etch & Rinse (Total Etch)	Etch & Rinse (Total Etch)
5	4
	
1	2
2-step-system	3-step-system
approx. 95 s	approx. 130 s
3–5 µm	30–40 µm
at room temperature	Primer max. 4 °C/40 °F Sealer 4–25 °C /40–77 °F
no	no
no	yes
yes	yes
<p>Award 2017   Award 2015   Award 2014</p>    <p>Award 2013   Awards 2012</p>    	<p>Awards</p>  <p>Achieved a 4.5 @ 88 % evaluation in Vol. 15, No. 8</p>

## 4 RESTORATIVE MATERIALS

### 4.2 ADHESIVES

#### iBOND UNIVERSAL

## iBOND® UNIVERSAL – ALL-PURPOSE CONVENIENCE.

iBOND Universal is the universal, light-curing adhesive for any bonding technique and all indications. Being compatible with all dental materials, it is the all-rounder for reliable bond strength.

#### **iBOND Universal – many benefits in just one bottle:**

- **Instant bonding success:** Due to the unique moisture control system and optimal formula, iBOND Universal offers excellent dentine penetration and instant, reliable bond strength.
- **Unique moisture control:** Acetone acts like a water chaser and supports the fast evaporation of water. You benefit from this skillful system with easier air-drying, reduced technique-sensitivity and a homogeneous bonding layer.
- **The all-rounder for bonding matters:** iBOND Universal enables bonding of composite/compomer, precious metal, non-precious metal, zirconia or silicate ceramic, and is compatible with light-cure, dual-cure and self-cure materials without the need of a dual-cure activator.
- **Easy and precise application:** Self-etch, total-etch or selective etch – the choice is yours. In addition, our exclusive drop control bottle design delivers just the amount of bonding agent you need.



## PRODUCT OUTLINE


### REFILLS

#### Bottle Refill

##### Content

1 x 4 ml Bottle of iBOND Universal  
Pictorial Card

Art. code **6606 1411**



### VALUE PACKS

#### Bottle Value Pack

##### Content

3 x 4 ml Bottles of iBOND Universal  
Pictorial Card

Art. code **6606 1412**



#### Single Dose Value Pack

##### Content

1 x 100 Single Doses,  
1 x 50 Application Tips green (slim),  
1 x 50 Application Tips red (regular),  
Pictorial Card

Art. code **6606 1419**

### CERAMIC PRIMER

##### Content

1 x 4 ml Bottle of  
iBOND Ceramic Primer

Art. code **6606 1416**



### INTRO KITS

#### Bottle Intro Kit

##### Content

1 x 4 ml Bottle of adhesive,  
1 x 4 ml Bottle of iBOND Ceramic  
Primer,  
1 x 2.5 ml Syringe iBOND Etch,  
1 x 25 Application Tips green (slim),  
1 x 25 Application Tips red (regular),  
1 x 10 Cannulas,  
1 x 1 Mixing well,  
Pictorial Card

Art. code **6606 1413**



#### Single Dose Intro Kit

##### Content

1 x 50 Single Doses,  
1 x 4 ml Bottle of iBOND Ceramic  
Primer,  
1 x 2.5 ml Syringe iBOND Etch,  
1 x 25 Application Tips green (slim),  
1 x 25 Application Tips red (regular),  
1 x 10 Cannulas,  
Pictorial Card

Art. code **6606 1420**



### ACCESSORIES

#### Accessories

##### Content

2 x 50 Application Tips  
in size slim and regular

Art. code **6606 4661**

## 4 RESTORATIVE MATERIALS

### 4.2 ADHESIVES

#### iBOND SELF ETCH

## iBOND® SELF ETCH – BONDING WITH CONFIDENCE.

iBOND Self Etch is the light-curing, self-etching, all-in-one adhesive. You perform etching, priming, bonding and desensitisation in only one step!

iBOND Self Etch creates a homogeneous adhesive layer on the dentine and enamel – the foundation for outstanding, longlasting results.

#### iBOND Self Etch – one layer, many benefits

- **Single application:** iBOND Self Etch is applied in only one layer, quickly and safely. iBOND Self Etch delivers reliable bond strength at the dentine and enamel and impressive marginal quality. This has been demonstrated by numerous universities and established dentists around the world.
- **Homogeneous layer:** iBOND Self Etch is not blown away due to the optimised consistency. The all-in-one adhesive creates a homogeneous adhesive layer on the dentine and enamel – the foundation for outstanding, long-lasting results.
- **Good long-term stability:** A perfectly identifiable, glossy surface signifies that it has been effectively cross-linked with the surface of the tooth.
- **Stable:** The excellent stability of iBOND Self Etch permits storage at room temperature.



## PRODUCT OUTLINE

### iBOND SELF ETCH REFILLS

#### Bottle Refill

##### Content

1 x 4 ml Bottle  
1 x 50 Application Tips  
1 x 1 Mixing well,  
Pictorial Card

##### Art. code

6604 6242

#### Single Dose Refill

##### Content

1 x 50 Single Doses  
1 x 50 Application Tips  
Pictorial Card

##### Art. code

6604 6244



## PRODUCT OUTLINE

## iBOND SELF ETCH VALUE PACKS

### Bottle Value Pack

<b>Content</b>	
3 x 4 ml Bottles Pictorial Card	
<b>Art. code</b>	<b>6604 6243</b>

### Single Dose Value Pack

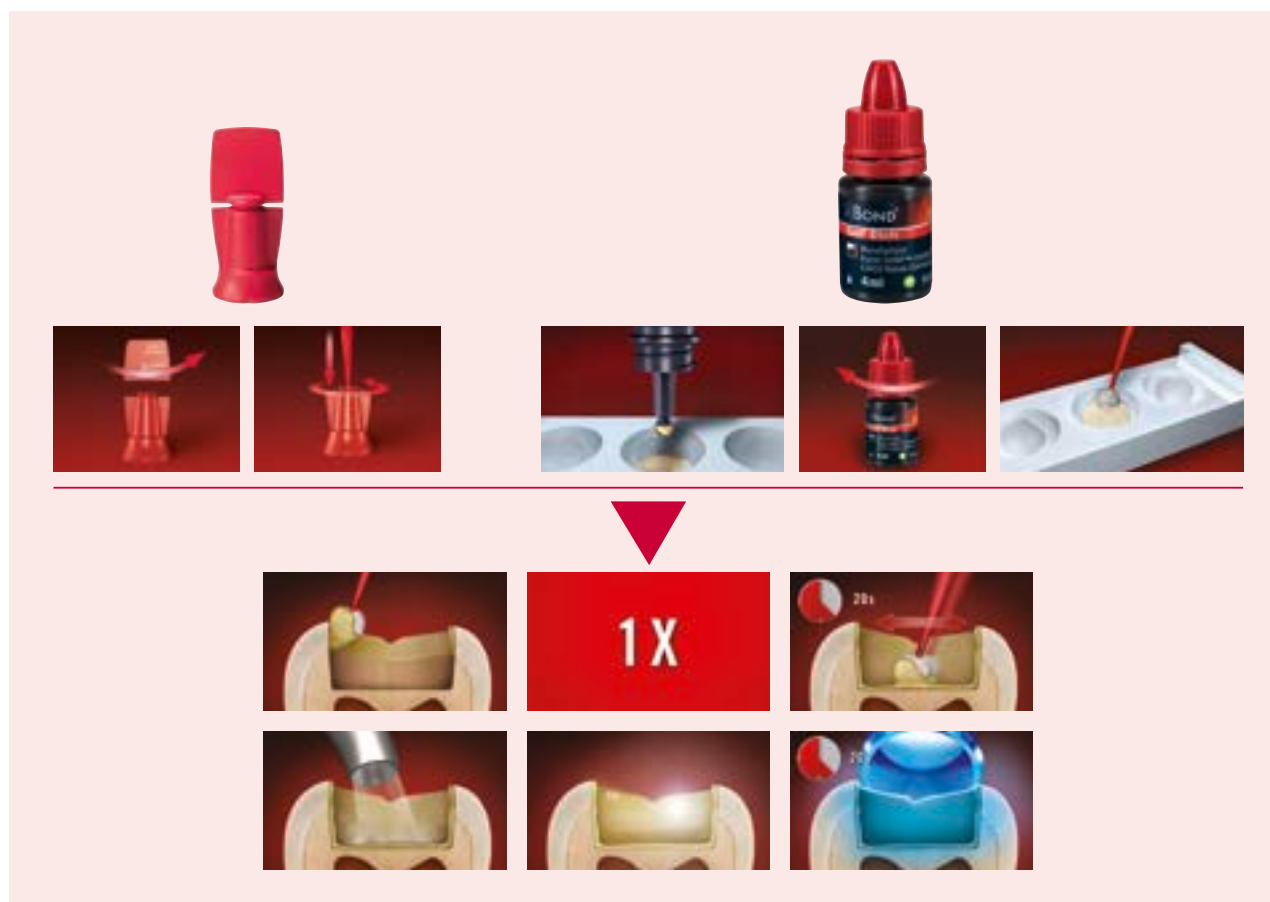
<b>Content</b>	
1 x 100 Single Doses 1 x 100 Application Tips Pictorial Card	
<b>Art. code</b>	<b>6604 6245</b>

**iBOND SELF ETCH ACCESSORIES**

## Application Tips

<b>Content</b>	
1 x 50 size slim 1 x 50 size regular	
<b>Art. code</b>	<b>6606 4661</b>

## iBOND Self Etch – Step-by-step application



## 4 RESTORATIVE MATERIALS

### 4.2 ADHESIVES

#### iBOND TOTAL ETCH

## iBOND® TOTAL ETCH – BONDING WITH CONFIDENCE.

iBOND Total Etch is the light curing Etch & Rinse (2-Step) bonding system. It shows how easy and convenient bonding it is to work with the proven Total Etch technique.

Etch & Rinse 2-step adhesive impresses with easy handling through application in only one step.

#### iBOND Total Etch – for a stable bond

- Bond strength and desensitisation. With iBOND Total Etch, you achieve the greatest possible desensitisation. It offers high reliable bond strength, impressive marginal quality and an optimised overall system. This has been verified by universities and dentists around the world.
- One step: iBOND Total Etch is applied in just one step after etching with iBOND Etch; laborious agitation is no longer necessary. A shiny surface, a sign of effective cross-linking of adhesive and tooth surface, is easily achieved by air-drying.
- Homogeneous layer: Due to its optimised consistency, iBOND Total Etch is not dispersed and creates a homogeneous adhesive layer on the dentine and enamel – the foundation for outstanding, long-lasting results.
- Stable: The excellent stability of iBOND Total Etch ensures that it can be stored at room temperature; no refrigeration is necessary.



## PRODUCT OUTLINE

### iBOND TOTAL ETCH REFILLS

#### Bottle Refill

##### Content

1 x 4 ml Bottle  
1 x 50 Application Tips  
1 x 1 Mixing well,  
Pictorial Card

##### Art. code

6604 0094

#### Single Dose Refill

##### Content

1 x 50 Single Doses  
1 x 50 Application Tips  
Pictorial Card

##### Art. code

6604 0093



## PRODUCT OUTLINE

## iBOND TOTAL ETCH VALUE PACKS

### Bottle Value Pack

## Content

3 x 4 ml Bottles, Pictorial Card

<b>Art. code</b>	<b>6603 9867</b>
------------------	------------------

### Single Dose Value Pack

## Content

1 x 100 Single Doses,  
1 x 100 Application Tips  
Pictorial Card

<b>Art. code</b>	<b>6603 9870</b>
------------------	------------------

## iBOND TOTAL ETCH ASSORTMENT

## Bottle Assortment

## Content

- 1 x 4 ml Bottle
- 1 x 50 Application Tips
- 1 x 1 Mixing well,
- Pictorial Card
- 2 x 2.5 ml Syringes iBOND Etch 35 Gel
- 1 x 50 Cannulas

<b>Art. code</b>	<b>6603 9866</b>
------------------	------------------

## iBOND TOTAL ETCH ACCESSORIES

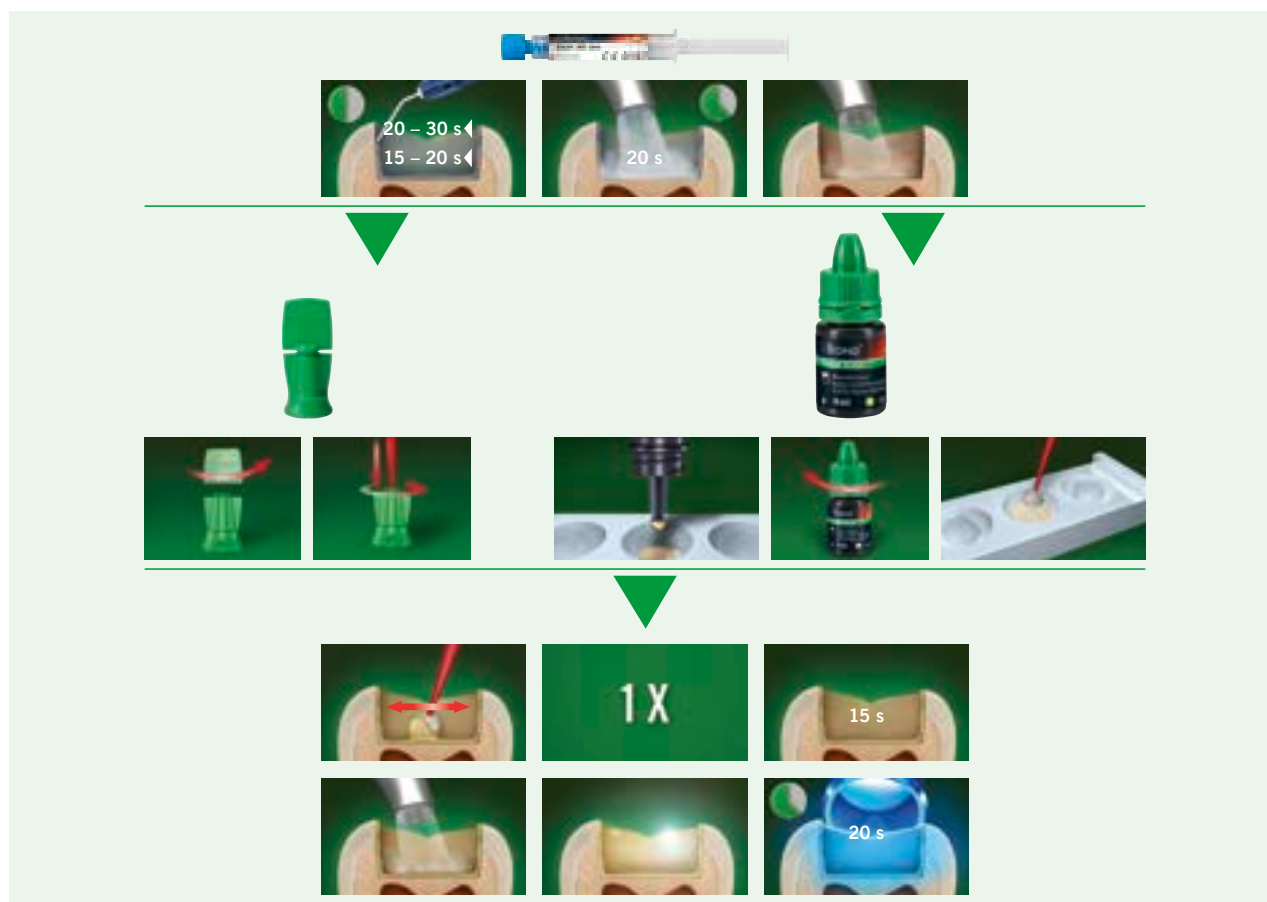
## Application Tips

Content

1 x 50 size slim  
1 x 50 size regular

Art. code 6606 4661

## iBOND Total Etch – Step-by-step application





## 4 RESTORATIVE MATERIALS

### 4.2 ADHESIVES

#### GLUMA SOLID BOND

## GLUMA® SOLID BOND –

TWO COMPONENTS ENSURE SUPERIOR BONDING.

GLUMA Solid Bond is a comfortable and perfectly matched 3-stage adhesive. It has proven itself to be the right choice for numerous indications, as well as for moist and dry bonding techniques, for years.

#### Our experience is your advantage

- The radiopacity of GLUMA Solid Bond ensures safety in X-ray diagnostics.
- It can be used for bonding of direct and indirect restorations on enamel and dentine.
- It is well suited to sealing exposed cervical areas.

#### Indications

- For adhesive bonding of composite filling materials and sealers to enamel and dentine.
- To cover the cavity lining.
- To seal exposed cervical areas.



## PRODUCT OUTLINE

### GLUMA SOLID BOND P (Primer)

#### Primer

##### Content

1 x 4 ml Bottle

##### Art. code

6600 0133

### GLUMA SOLID BOND S (Sealer)

#### Sealer

##### Content

1 x 4 ml Bottle

##### Art. code

6600 0134

### GLUMA SOLID BOND ACCESSORIES

#### Applicator Tips

##### Content

1 x 50 size slim  
1 x 50 size regular

##### Art. code

6606 4661

## 4.2 ADHESIVES

## iBOND ETCH

iBOND® ETCH –  
SAFE ETCHING.

iBOND Etch Gel and Fluid are etching agents based on orthophosphoric acid.

They are used to etch enamel and condition dentine in the context of adhesive filling therapy.

**Your benefits at a glance**

- Clean and easy application.
- Reliable identification thanks to the colour of the gel/fluid.
- Available in various consistencies.

**iBOND Etch Gel or Fluid is used for enamel etching and enamel/dentine etching using the total etch technique prior to the adhesive bonding of**

- composite and compomer restorations.
- laboratory-fabricated, indirect restorations (e.g., inlays, crowns, bridges, veneers).
- Sealants.



## PRODUCT OUTLINE

## iBOND ETCH

## 35 Fluid

## Content

Rose-coloured 35 % phosphoric acid fluid for dentine/enamel conditioning.  
1 x 15 ml Bottle

**Art. code** 6603 9868

## 35 Gel

## Content

Blue-coloured 35 % phosphoric acid gel for large surface/enamel conditioning.  
2 x 2.5 ml Syringes,  
1 x 25 Cannulas

**Art. code** 6603 9862

## iBOND ETCH ACCESSORIES

## Etch Cannulas

## Content

2 x 50 Pieces

**Art. code** 6600 2614

## 4 RESTORATIVE MATERIALS ACCESSORIES & LED CURING LIGHTS

### YOUR ONE-STOP SHOPPING REQUIREMENTS — FOR TOOTH PRESERVATION TOO:

We look to you when it comes to developing our products. Because your needs set our standards. This not only applies for materials you work with on a daily basis. It also applies to supplementary materials and accessories with which we accompany your treatment processes and which facilitate your work. For even more sparkling results and even more efficient working. After all, your patients only get the best from you. And that is also what they deserve.



**Translux® 2Wave**  
Made to perform.

Giving a hand to oral health.



**KULZER**  
MITSUI CHEMICALS GROUP

## 4 RESTORATIVE MATERIALS

### 4.3 ACCESSORIES & LED CURING LIGHTS

#### TRANSLUX 2WAVE

## TRANSLUX® 2WAVE — MADE TO PERFORM.

Translux 2Wave, the light-weight cordless LED curing light with a 360° rotatable light beam, offers maximum freedom of movement and technical novelties. We developed its features to perform for your benefit:

#### Easy and convenient handling

- Maximum freedom of movement and minimized hand fatigue thanks to the light weight of only 150 g and the cordless pen-style design.
- The light guide, having a high angle of 70° and being 360° rotatable, makes the molar region easily accessible.
- Due to the LED display and simple controls handling becomes intuitive.
- The scratch-resistant surface is quickly and easily disinfected.

#### A reliable performance

- The built-in radiometer enables you to check the performance of the curing light.
- The Translux 2Wave has strong, long-lasting Li-ion batteries that need only very little time for recharging.

#### Safe curing

- The Translux 2Wave features a steady high-intensity output and a homogenous light beam that are ideal for curing all common light-curing composites and adhesives.
- The broad spectral output with two wavelength ranges enables you to cover new and innovative photoinitiators as well as common camphor-quinone initiators.

## PRODUCT OUTLINE

#### TRANSLUX 2WAVE

Content	Art. code
Hand piece, 8 mm light guide, glare shield, charging unit, power supply	<b>6605 5013</b>

Accessories	Art. code
Light guide, 8 mm, 70°	<b>6605 7365</b>
Rechargeable battery	<b>6605 7363</b>
Glare shield, orange	<b>6601 6455</b>
Replacement contacts for charger	<b>6605 7366</b>
Hand Piece incl. battery	<b>6605 7371</b>
Charging unit white	<b>6605 7372</b>
Power supply	<b>6605 7468</b>
Protective Eyewear UV orange	<b>6605 8474</b>



Technical data	
<b>Power Density</b>	1200–1400 mW/cm <sup>2</sup> (Cure Rite)
<b>Wavelength</b>	385–510 nm (broad)
<b>Dimensions charging unit</b>	L140xW60xH60 mm
<b>Dimensions hand piece</b>	L210 mm, Ø 23 mm
<b>Weight</b>	Charging unit 440g, Hand piece: 150g
<b>Power Supply (charging unit)</b>	100 to 240 V(AC), 50/60 Hz, 12–18 VA
<b>Power Supply (hand piece)</b>	Rechargeable Lithium-ion battery 3.6 V/2000 mAh
<b>Light Source</b>	High-luminosity quad-die LED
<b>Light guide</b>	Ø 8 mm, 70°

## 4.3 ACCESSORIES &amp; LED CURING LIGHTS

## TRANSLUX WAVE

TRANSLUX® WAVE –  
FOR SAFE, SUSTAINABLE POLYMERISATION.

Translux Wave is a LED curing light for the polymerisation of dental materials such as adhesives and composites.

It is developed to consistently produce high-quality fillings with an optimum polymerisation depth in the 440–480 nm wavelength range.

**Benefits at a glance**

- **Pen-style body:** The light-weight and ergonomic pen-style design enables an effortless handling even for small hands. Furthermore, the advanced angle of the 360° rotatable light guide allows a better access to the molar regions.
- **One-button operation:** One convenient power/program button to choose easily between 10 and 20 seconds. LED lights indicate the program change.
- **Cordless design:** The cordless design gives you maximum freedom of movement.
- **Reliable performance:** Translux Wave comes with a strong and long life Li-ion battery. It requires very little time to recharge and the battery can be exchanged quickly and easily without tools. The built-in radiometer ensures the performance you need for the perfect restoration.

Translux Wave is a state-of-the-art LED curing light to deliver an optimum polymerisation for all commercially available camphor quinone based dental materials.

## PRODUCT OUTLINE

## TRANSLUX WAVE

Content	Art. code
Handpiece, 8 mm light guide, glare shield, charging unit, power supply	<b>6605 5012</b>

Accessories	Art. code
Light guide, 8 mm, 70°	<b>6605 7365</b>
Rechargeable battery	<b>6605 7363</b>
Glare shield, orange	<b>6601 6455</b>
Replacement contacts for charger	<b>6605 7382</b>
Hand Piece incl. battery	<b>6605 7383</b>
Charging unit grey	<b>6605 7384</b>
Power supply	<b>6605 7468</b>
Protective Eyewear UV orange	<b>6605 8474</b>



Technical data	
<b>Power Density</b>	> 1,200 mW/cm <sup>2</sup> (Cure Rite)
<b>Wavelength</b>	440–480 nm (narrow)
<b>Dimensions charging unit</b>	L140xW60xH60 mm
<b>Dimensions hand piece</b>	L210 mm, Ø 23 mm
<b>Weight</b>	Charging unit 437g, Hand piece: 145g
<b>Power Supply (charging unit)</b>	100 to 240 V(AC), 50/60 Hz, 5 W, 12–18 VA
<b>Power Supply (hand piece)</b>	Rechargeable Lithium-ion battery 3.6 V/2000 mAh
<b>Light Source</b>	High-luminosity mono-die LED
<b>Light guide</b>	Ø 8 mm, 70°

## 4 RESTORATIVE MATERIALS

### 4.3 ACCESSORIES & LED CURING LIGHTS

#### VENUS SUPRA

## VENUS® SUPRA – LONG-LASTING HIGH GLOSS POLISHER SYSTEM.

Do you often dream of a long-lasting, high-gloss polish for creating naturally beautiful restorations? Then you'll be thrilled with Venus Supra, a polisher for every possible composite!

Venus Supra pre- and high gloss polishers are made of silicone highly filled with microfine diamond powder.

The five different shapes provide a universal solution for all anterior and posterior restorations.

#### Our promise for your success:

- Unobtrusive, naturally glossy composite restorations with a long-lasting polish in just two working steps
- Universally applicable – one system for any composite and restoration.
- Just two working steps – constantly switching between instruments is a thing of the past.
- The polishers are autoclavable and can be reused several times depending on the nature and extent of the polished restorations.



## PRODUCT OUTLINE

### VENUS SUPRA KIT

#### Kit

##### Content

10 Polishers:  
each of all five shapes as pre- and  
high gloss polishers

##### Art. code

**6603 9110**



### VENUS SUPRA REFILLS

#### Refill

##### Content

10 Polishers:  
one shape as pre- and as high gloss  
polishers (each 5 x)

Refill	Art. code
Cup	<b>6603 9161</b>
Disk	<b>6603 9162</b>
Flame	<b>6603 9163</b>
Large Cup	<b>6603 9164</b>
Large Flame	<b>6603 9165</b>



## 4.3 ACCESSORIES &amp; LED CURING LIGHTS

## DIAMOND BURS

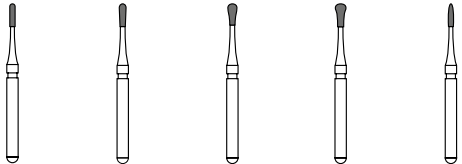
DIAMOND BURS —  
VALUE FOR MONEY.

Our quality diamond instruments are characterized by a homogenous, perfectly embedded diamond coating for precise preparation and extended service life. The high grade tempered stainless steel shanks reduce the risk of breakage. Our burs run vibration-free and concentric and by this preserve the service life of your turbine handpieces. Rounded working parts allow for modern tooth preparation without sharp edges.

Rondomant Gold Double Layer Instruments are our top of the line selection. Due to their special coating they offer superior abrasive efficiency and extended service life.

For conservative, minimally invasive cavity preparation we offer our Micro Burs.

## Minimally invasive 80 µmm

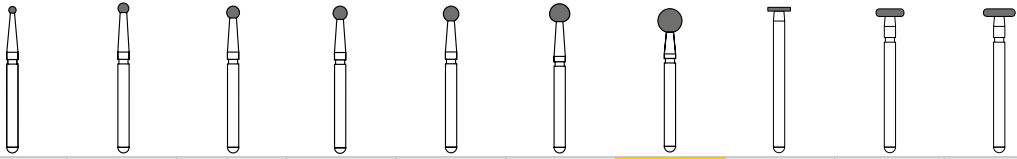


M137-007	M276-009	M276-012	M276-014	M536-007
■ 6603 3881	■ 6603 3882	■ 6603 3883	■ 6603 3884	■ 6603 3885

Medium particle size	125 µm	blue – no ring	■
Coarse particle size	175 µm	green ring	■
Fine particle size	44 µm	red ring	■
Extra-fine particle size	30 µm	yellow ring	■

## Round

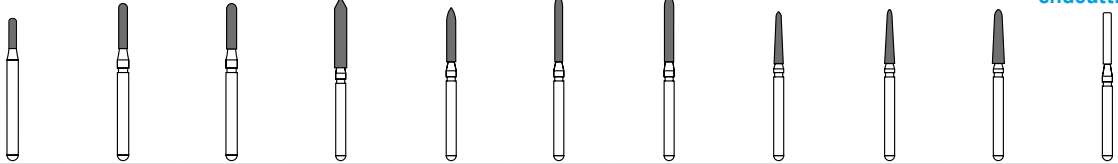
## Wheel



B001-010	B001-014	B001-016	B001-018	B001-021	B001-027	B001-033	B041-035	B068-037	B068-042
■ 6598 6724	■ 6598 6732	■ 6598 6740	■ 6603 1472	■ 6600 6410	■ 6600 6411	■ 6599 0284	■ 6598 7305	■ 6603 1473	■ 6603 1474
						■ 6599 0926			

## Cylinder round head

## Torpedo

Cylinder  
endcutting











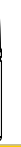

B138-010	B140-012	B140-014	B131-018	B289-014	B290-012	B290-014	B298-014	B298-016	B298-018	B150-012
■ 6598 6872	■ 6603 1475	■ 6598 6880	■ 6599 0217	■ 6599 0276	■ 6603 1484	■ 6603 1486	■ 6601 5851	■ 6601 5852	■ 6601 5853	■ 6600 6413
	■ 6603 1476	■ 6599 0152			■ 6603 1485	■ 6603 1487				

## 4 RESTORATIVE MATERIALS


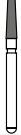




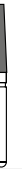




### 4.3 ACCESSORIES & LED CURING LIGHTS

#### DIAMOND BURS

##### Cone rounded end










										
B197-018	B198-016	B198-018	B198-020	B198-022	B199-012	B199-014	B199-016	B199-018	B224-012	B545-016
6600 6418	6598 7240	6600 6419	6600 6420	6600 6421	6603 1477	6600 6422	6600 6423	6598 7267	6599 0888	6603 1488
		6603 3887			6603 1478		6603 3889			
					6599 0861					

##### Cone flat end

										
B170-010	B171-016	B172-016	B172-018	B172-020	B173-014	B173-016	B173-018	B174-014	B174-016	B174-020
6598 6902	6598 7100	6598 7119	6600 6415	6600 6429	6599 0500	6598 7127	6600 6416	6598 7194	6598 7216	6600 6417
	6599 0233	6600 6428			6599 0853		6599 0241			










##### Egg

##### Flame

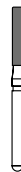
								
B243-022	B277-023	B249-010	B249-012	B249-016	B250-012	B257-020	B257-023	B540-010
6600 6430	6600 6427	6599 0896	6600 6425	6598 7291	6603 3890	6600 6426	6601 5854	6599 0470
	6603 3893				6603 3892			
	6599 0519				6599 0918			
	6603 3894							

##### Cavity pear

##### Extended cone

								
B233-010	B233-010X	B233-012	B234-012	B234-014	B234-018	B002-010	B002-014	B002-016
6600 6424	6603 1616	6603 1481	6603 3895	6603 1483	6599 0268	6598 6791	6598 6805	6598 6813
			6599 0187	6599 0209				
			6603 1482					

## Cylinder flat



B156-009	B156-010	B156-012	B156-014	B156-018	B157-012	B158-014	B019-010	B019-012	B019-014
■ 6600 6412	■ 6598 6783	■ 6598 7070	■ 6598 6899	■ 6598 7089	■ 6600 6414	■ 6598 7097	■ 6598 6821	■ 6598 6848	■ 6598 6864
	■ 6603 3896	■ 6603 3897	■ 6599 0160			■ 6599 0225			■ 6603 3898
		■ 6599 0845							

## Diabolo

## Inverted cone

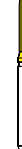


B010-010	B010-016	B225-016	B225-018	B511-016	B512-018	B519-018	B514-018	B521-018
■ 6598 6759	■ 6598 6767	■ 6598 6945	■ 6598 6953	■ 6599 1450	■ 6599 1469	■ 6599 1493	■ 6599 1523	■ 6599 1531

## Amalgam filling remover

## RONDOMANT GOLD – MULTI-LAYERED

## Cylinder round head



DL140/012	DL141/014	DL156/012	DL158/014	DL289/012	DL289/014	DL290/014	DL250/012	DL250/016	DL199/012	DL546/016
■ 6600 0644	■ 6600 0645	■ 6600 0629	■ 6600 0646	■ 6600 0651	■ 6600 0652	■ 6600 0653	■ 6600 0649	■ 6600 0650	■ 6600 0647	■ 6600 0675
■ 6600 0678		■ 6600 0659	■ 6600 0664	■ 6600 0669	■ 6600 0670	■ 6600 0671	■ 6600 0667	■ 6600 0668	■ 6600 0665	
				■ 6600 0680		■ 6600 0681		■ 6600 0679		

## Cylinder flat

## Torpedo

## Flame

## Cone rounded/flat end

## Cone with torpedo tip



DL298/014	DL298/016	DL298/018	DL298/020	DL298/022	DL299/012	DL299/016	DL299/018	DL001/014	DL234/012	DL234/014
■ 6600 0641	■ 6600 0642	■ 6600 0643	■ 6600 0657	■ 6600 0658	■ 6600 0654	■ 6600 0655	■ 6600 0656	■ 6600 0628	■ 6600 0640	■ 6600 0648
■ 6600 0661	■ 6600 0662	■ 6600 0663	■ 6600 0676	■ 6600 0677	■ 6600 0672	■ 6600 0673	■ 6600 0674		■ 6600 0660	■ 6600 0666

## Cavity ball/ pear

## 4 RESTORATIVE MATERIALS

### 4.3 ACCESSORIES & LED CURING LIGHTS

#### IVORY RUBBER DAM & CLAMPS

## IVORY –

### THE COMPLETE SYSTEM FOR TOOTH ISOLATION.

We recommend Ivory Rubber Dams for absolute isolation of the treatment area. We provide Ivory Rubber Dam Clamps in a variety of sizes and shapes. With the Ivory all-in-one system, you will master practically every application, ranging from routine to challenging treatments.

#### Ivory Rubber Dams

The Ivory rubber dam is manufactured from natural latex and undergoes a special washing step during the manufacturing process to reduce surface proteins. Ivory Rubber Dam has extremely high tear strength, reducing waste from tearing during application. The Rubber Dam is thin and pliable, allowing easy placement in especially difficult areas.

#### Ivory Rubber Dam Clamps

We produce the Ivory rubber dam clamps in various sizes and shapes. Each Ivory clamp is die-cut, heat treated, tempered and individually hand-set to ensure high performance. This is how we guarantee the high performance of the stainless steel clamps and confident fixation of the rubber dam.

#### Ivory Punch

This precision instrument is made from high quality stainless steel. The unique floating plunger strikes all edges of the cutting disc evenly, guaranteeing a perfect, tear-resistant hole every time. The cutting disc rotates through a range of 6 hole sizes, providing the correct opening for the smallest anterior tooth to the largest molar.

#### Ivory Forceps

The Ivory forceps are made from high grade stainless steel to ensure many years of use. The forceps will reach around the bow of any clamp without tilting, which is especially important when reversing a clamp. The straight head design allows easy gripping and placement of any clamp size.

#### The most popular stainless steel clamps.

- Available in a multitude of sizes and shapes.
- Die-cut, heat-treated, tempered and individually hand-set to ensure high performance.
- Also available in wingless.



## PRODUCT OUTLINE

### IVORY® ASSORTMENT



#### Rubber Dam Kits

Complete Rubber Dam Kit (Punch, Forceps, Rubber Dam, Frame, 8 Clamp Starter Kit, Template)	<b>5005 7966</b>
Clamp Starter Kit (8 Clamps: 0, 2, 2A, 7, 8A, 9, 14, 14A)	<b>5005 7968</b>

#### Ivory Clamps

##### Winged Clamps

Stainless Steel Clamp No. 00	<b>5005 7302</b>
Stainless Steel Clamp No. 0	<b>5005 7304</b>
Stainless Steel Clamp No. 1	<b>5005 7306</b>
Stainless Steel Clamp No. 1A	<b>5005 7308</b>
Stainless Steel Clamp No. 2	<b>5005 7310</b>
Stainless Steel Clamp No. 2A	<b>5005 7312</b>
Stainless Steel Clamp No. 3	<b>5005 7322</b>
Stainless Steel Clamp No. 4	<b>5005 7324</b>
Stainless Steel Clamp No. 5	<b>5005 7326</b>
Stainless Steel Clamp No. 7	<b>5005 7328</b>
Stainless Steel Clamp No. 7A	<b>5005 7330</b>
Stainless Steel Clamp No. 8	<b>5005 7334</b>
Stainless Steel Clamp No. 8A	<b>5005 7336</b>
Stainless Steel Clamp No. 10	<b>5005 7338</b>
Stainless Steel Clamp No. 11	<b>5005 7342</b>
Stainless Steel Clamp No. 12A	<b>5005 7348</b>
Stainless Steel Clamp No. 13A	<b>5005 7352</b>
Stainless Steel Clamp No. 14	<b>5005 7354</b>
Stainless Steel Clamp No. 14A	<b>5005 7356</b>
Stainless Steel Clamp No. 26	<b>5005 7370</b>
Stainless Steel Clamp No. 27	<b>5005 7372</b>
Stainless Steel Clamp No. 56	<b>5005 7374</b>

##### Anterior Clamps

Stainless Steel Clamp No. 6	<b>5005 7382</b>
Stainless Steel Clamp No. 9	<b>5005 7384</b>

##### Tiger Clamps

Stainless Steel Clamp No. 1T	<b>5005 7841</b>
Stainless Steel Clamp No. 2T	<b>5005 7843</b>
Stainless Steel Clamp No. 2AT	<b>5005 7847</b>
Stainless Steel Clamp No. 9T	<b>5005 7855</b>
Stainless Steel Clamp No. 14T	<b>5005 7849</b>
Stainless Steel Clamp No. 56T	<b>5005 7853</b>

#### Wingless Clamps

Stainless Steel Clamp No. W0	<b>5005 7504</b>
Stainless Steel Clamp No. W1	<b>5005 7506</b>
Stainless Steel Clamp No. W2	<b>5005 7510</b>
Stainless Steel Clamp No. W2A	<b>5005 7512</b>
Stainless Steel Clamp No. W3	<b>5005 7522</b>
Stainless Steel Clamp No. W4	<b>5005 7524</b>
Stainless Steel Clamp No. W5	<b>5005 7526</b>
Stainless Steel Clamp No. W7	<b>5005 7528</b>
Stainless Steel Clamp No. W8	<b>5005 7534</b>
Stainless Steel Clamp No. W8A	<b>5005 7536</b>
Stainless Steel Clamp No. W14	<b>5005 7554</b>
Stainless Steel Clamp No. W14A	<b>5005 7556</b>
Stainless Steel Clamp No. W56	<b>5005 7568</b>
Stainless Steel Clamp No. 26N	<b>5005 7728</b>
Stainless Steel Clamp No. 27N	<b>5005 7730</b>
Stainless Steel Clamp No. 28N	<b>5005 7732</b>

#### Ivory Rubber Dam

Blue 6" x 6"– 36 Sheets	<b>4000 0267</b>
Green 6" x 6"– 36 Sheets	<b>4000 0282</b>

#### Ivory Accessories

##### Forceps and Punch

Rubber Dam Forceps	<b>5005 7220</b>
Rubber Dam Punch	<b>5005 7225</b>

##### Rubber Dam Frames

Adult Frame (6 in)	<b>5005 7230</b>
Pedo. Frame (5 in)	<b>5005 7229</b>

##### Rubber Dam Template

Template 6" x 6"	<b>5005 7235</b>
------------------	------------------

## THE PERFECT SOLUTION FOR EVERY APPLICATION.

There's a system behind our precision in prosthetics.

Precision and safe handling of materials decide the results in your prosthetic work. Besides addition-curing and condensation-curing silicones, our comprehensive product portfolio also includes alginates and bite registration materials. Our mixing device promotes the efficiency of your treatment workflows and simply makes your work easier. We also meet your requirements with our high-performance materials for temporary restorations or luting of indirect restorations.

### 5 PROSTHETICS

### 80 – 125

<b>5.1</b>	<b>A-Silicone VPS Precision Impression Materials</b>	<b>84 – 93</b>
	Flexitime	86
	Flexitime Fast & Scan	90
	Provil novo	92
<b>5.2</b>	<b>C-Silicone Impression Materials</b>	<b>96 – 97</b>
	Optosil & Xantopren	96
<b>5.3</b>	<b>Alginate &amp; Alginate Substitute Impression Materials</b>	<b>100 – 103</b>
	ALGINoplast	100
	xantALGIN	101
	xantasil	102
<b>5.4</b>	<b>Bite Registration &amp; Special Indications</b>	<b>106 – 107</b>
	Flexitime Bite	106
	MEMOREG 2	107
	MEMOSIL 2	107
<b>5.5</b>	<b>Prosthetics Equipment</b>	<b>110 – 113</b>
	Dynamix speed	110
	Accessories Impression Materials	112
<b>5.6</b>	<b>Cements &amp; Luting Materials</b>	<b>116 – 119</b>
	iCEM Self Adhesive	116
	Carboxylate Cement	118
	Phosphate Cement	119
<b>5.7</b>	<b>Temporary Materials</b>	<b>122 – 125</b>
	PreVISION Temp	122
	PreVISION Cem	123
	Dentalon plus	124





## A-SILICONE VPS PRECISION IMPRESSION MATERIALS HERE YOUR EXPECTATIONS ARE MET.

You want aesthetic, perfectly fitting restorations without corrections. We want you to be satisfied with the results of your work at all times. The common denominator – our VPS precision impression materials. This represents an important step towards perfect restorations. And you profit comprehensively from our experience. Because we always have your safety in mind in product development and we attach importance to your patients' comfort. Just like you. See for yourself.



**Flexitime®**

Relaxed precision. Every time.

Giving a hand to oral health.















**KULZER**  
MITSUI CHEMICALS GROUP

## 5.1 A-SILICONE VPS PRECISION IMPRESSION MATERIALS












## FLEXITIME

Its possible combinations make it flexible, too.

We matched all parts of the Flexitime system to fit your working routines optimally. That is why you can individually combine the different materials for all impression techniques. Consequently, Flexitime adapts in an ideal way to your personal preferences of treatment.

Indication	Impression technique	Viscosity of tray material	Product recommendation
Crowns and bridges	Two-stage impression (correction mixing technique)	Highly viscous	 Step 1 Heavy Tray  Step 2 Light Flow
		Kneadable, highly viscous	 Step 1 Putty  Step 2 Light Flow
	Single-stage impression (double-mixing technique)	Highly viscous	 Heavy Tray +  Medium Flow /  Correct Flow
	Single-stage Impression (sandwich technique)	Kneadable, highly viscous	 Putty +  Medium Flow /  Correct Flow
	Monophase impression	Medium viscous	 Monophase
Functional impressions	Monophase impression	Medium viscous	 Monophase

- We recommend the generalist Flexitime assortment for single-tooth to multiple-unit restorations. The faster-setting Flexitime Fast & Scan is optimally suited for 1–3 unit impressions.

Indication	Impression technique	Viscosity of tray material	Product recommendation
Inlays and onlays	Single-stage impression (double-mixing technique)	Highly viscous	 Heavy Tray +  Medium Flow /  Correct Flow
	Single-stage impression (sandwich technique)	Kneadable, highly viscous	 Putty +  Medium Flow /  Correct Flow
	Monophase impression	Medium viscous	 Monophase
Transfer and implant impression	Single-stage impression (double-mixing technique)	Highly viscous	 Putty +  Medium Flow /  Correct Flow
	Monophase impression	Medium viscous	 Monophase



5

PROSTHETICS

5.1

A-SILICONE VPS PRECISION IMPRESSION MATERIALS

FLEXITIME

FLEXITIME®

RELAXED PRECISION. EVERY TIME.

Our precision impression material Flexitime has been developed especially for the high requirements of modern prosthetics.

With Flexitime you work with high precision, time flexibility and according to your personal treatment style.

Turn our experience into your advantage

- **The intelligent time-concept:** The innovative A-silicone with its special formula controls the polymerization kinetics by oral temperature and sets rapidly only after insertion into the mouth. This flexible working time combined with an always short intraoral setting time takes the stress out of taking impressions.
- **Automatic mixing:** High-speed mixing with our Dynamix speed system is easy and saves precious time.
- **A wide range of indications:** You can use Flexitime for a wide range of indications from single-tooth preparation over multiple-unit prosthetics to a full denture according to your requirements. The A-silicone is available in 3 different delivery forms and 6 different viscosities.

Innovative time concept		
	Flexible working time	Short intraoral setting time
Flexitime multiple-unit impression	2:30	2:30
Flexitime single-tooth impression	1:00	2:30
Flexitime Fast & Scan 3-unit impression	1:30	2:00
Flexitime Fast & Scan single-unit impression	0:30	2:00



## PRODUCT OUTLINE

### FLEXITIME DYNAMIX CARTRIDGE TRIAL KITS

#### Dynamix Putty Trial Kit

##### Content

1 x 380 ml Dynamix Putty  
1 x 50 ml Light Flow  
1 x 50 ml Medium Flow  
12 x Mixing Tips yellow (1:1)  
12 x Intraoral Tips yellow  
10 x Dynamix Mixing Tips yellow  
1 x Dynamix Fixation Ring  
1 x 10 ml Universal Adhesive

Art. code **6604 1065**



#### Dynamix Heavy Tray Trial Kit

##### Content

1 x 380 ml Dynamix Heavy Tray  
1 x 50 ml Light Flow  
1 x 50 ml Medium Flow  
12 x Mixing Tips yellow (1:1)  
12 x Intraoral Tips yellow  
10 x Dynamix Mixing Tips yellow  
1 x Dynamix Fixation Ring  
1 x 10 ml Universal Adhesive

Art. code **6604 1071**



#### Dynamix Monophase Trial Kit

##### Content

1 x 380 ml Dynamix Monophase  
10 x Dynamix Mixing Tips yellow  
1 x Dynamix Fixation Ring  
1 x 10 ml Universal Adhesive

Art. code **6603 5989**



#### Dynamix Monophase Pro Scan Trial Kit

##### Content

1 x 380 ml Flexitime Dynamix Monophase Pro Scan  
10 x Dynamix Mixing Tips  
1 x Dynamix Fixation Ring  
1 x 10 ml Universal Adhesive

Art. code **6604 9132**



### FLEXITIME DYNAMIX CARTRIDGE REFILLS

#### Dynamix Putty Refill

##### Content

3 x (2 x 380 ml Dynamix Putty,  
2 Dynamix Mixing Tips,  
1 Dynamix Fixation Ring)

Art. code **6603 5991**



#### Dynamix Heavy Tray Refill

##### Content

3 x (2 x 380 ml Dynamix Heavy Tray,  
2 Dynamix Mixing Tips,  
1 Dynamix Fixation Ring)

Art. code **6603 5992**



## 5.1 A-SILICONE VPS PRECISION IMPRESSION MATERIALS

FLEXITIME

## PRODUCT OUTLINE

FLEXITIME DYNAMIX  
CARTRIDGE REFILLS

## Dynamix Monophase Refill

## Content

3 x (2 x 380 ml Dynamix Monophase,  
2 Dynamix Mixing Tips,  
1 Dynamix Fixation Ring)

Art. code 6603 5993



## Dynamix Monophase Pro Scan Refill

## Content

2 x 380 ml Dynamix  
Monophase Pro Scan  
2 x Dynamix Mixing Tips  
1 x Dynamix Fixation Ring

Art. code 6604 5801

FLEXITIME HANDMIX  
TRIAL KIT

## Easy Putty Trial Kit

## Content

1 x 600 ml Easy Putty  
1 x 50 ml Light Flow  
1 x 50 ml Medium Flow  
12 x Mixing Tips yellow (1:1)  
12 x Intraoral Tips yellow  
1 x 10 ml Universal Adhesive

Art. code 6604 1064



## FLEXITIME HANDMIX REFILL

## Easy Putty Refill

## Content

4 x 600 ml Easy Putty  
(each 4 x 300 ml Base & Kat.)

Art. code 6600 2103

FLEXITIME AUTOMIX  
CARTRIDGE TRIAL KITS

## Monophase Trial Kit

## Content

2 x 50 ml Monophase  
1 x 12 Mixing Tips green (1:1)  
1 x 12 Intraoral Tips white  
1 x 1 Universal Adhesive (10 ml)

Art. code 6602 2274



## Heavy Tray Trial Kit

## Content

2 x 50 ml Heavy Tray  
1 x 50 ml Light Flow  
1 x 50 ml Medium Flow  
12 x Mixing Tips yellow (1:1)  
12 x Intraoral Tips yellow  
6 x Mixing Tips green (1:1)  
1 x 10 ml Universal Adhesive

Art. code 6604 1063



You can also obtain Flexitime Dynamix cartridge, cartridges or tins from your dental products distributor in single packs of 2 x 380 ml Dynamix cartridge, 2 x 50 ml cartridges or 1 x 600 ml tins.



## PRODUCT OUTLINE

### FLEXITIME AUTOMIX CARTRIDGE REFILLS

#### Heavy Tray

##### Content

6 x (2 x 50 ml Heavy Tray,  
6 Mixing Tips green 1:1)

Art. code **6600 2193**



#### Monophase

##### Content

6 x (2 x 50 ml Monophase,  
6 Mixing Tips green 1:1)

Art. code **6600 2200**



#### Light Flow Refill

##### Content

6 x (2 x 50 ml Light Flow,  
12 Mixing Tips yellow 1:1)

Art. code **6604 1061**



#### Medium Flow Refill

##### Content

6 x (2 x 50 ml Medium Flow,  
12 Mixing Tips yellow 1:1)

Art. code **6604 1062**



#### Correct Flow

##### Content

6 x (2 x 50 ml Correct Flow,  
12 Mixing Tips yellow 1:1)

Art. code **6600 2186**



### 5.1 A-SILICONE VPS PRECISION IMPRESSION MATERIALS

FLEXITIME FAST & SCAN

#### FLEXITIME® FAST & SCAN –

#### THE EXTRA FAST A-SILICONE FOR SINGLE-TOOTH PREPARATION.

Many products from our Flexitime system are also available in a Fast & Scan version. For you this means even higher time-savings.

Besides high precision and flexibility, Flexitime Fast&Scan offers the additional option of direct digital scanning.

##### Fast and flexible

- **Fast:** Flexitime Fast&Scan allows a time-saving, more efficient workflow for 1–3 unit stump impressions. The shortened intraoral setting time of only 2:00 minutes increases your patients' comfort and saves time for you.
- **Flexible:** The working time of 0:30 to 1:30 minutes enables your customized use of the material. Flexitime Fast&Scan comes in 4 different viscosities and 3 different delivery forms and is suitable for various impression techniques.

##### The possibilities of modern prosthetics

- **Ready to scan:** With Flexitime Fast&Scan the direct and powder-free scanning of impressions is possible. You make use of all the benefits of modern CAD/CAM restorations without having to change your customary impression workflows and without having to invest in hardware or software.
- **Economical work processes:** The digital scanning of impressions means further time-savings for you and an augmented efficiency in the cooperation with your lab.



#### PRODUCT OUTLINE

##### FLEXITIME FAST & SCAN DYNAMIX CARTRIDGE REFILLS

###### Dynamix Putty Refill

###### Content

2 x 380 ml Fast & Scan  
Dynamix Putty  
1 x 2 Dynamix Mixing Tips  
1 x 1 Dynamix Fixation Ring

###### Art. code

6604 4882



###### Dynamix Heavy Tray Refill

###### Content

2 x 380 ml Fast & Scan  
Dynamix Heavy Tray  
1 x 2 Dynamix Mixing Tips  
1 x 1 Dynamix Fixation Ring

###### Art. code

6604 5755



## PRODUCT OUTLINE

### FLEXITIME FAST & SCAN AUTOMIX CARTRIDGE REFILLS

#### Light Flow Refill

##### Content

2 x 50 ml Fast & Scan Light Flow  
1 x 12 Mixing Tips yellow

Art. code **6604 4871**



#### Medium Flow Refill

##### Content

2 x 50 ml Fast & Scan Medium Flow  
1 x 12 Mixing Tips yellow

Art. code **6604 4881**



### FLEXITIME FAST & SCAN HANDMIX REFILL

#### Easy Putty Refill

##### Content

1 x 600 ml Fast & Scan Easy Putty  
(each 300 ml base & cat.)

Art. code **6604 5754**



### FLEXITIME FAST & SCAN DYNAMIX CARTRIDGE TRIAL KITS

#### Dynamix Putty Trial Kit

##### Content

1 x 380 ml  
Fast & Scan Dynamix Putty  
1 x 10 Dynamix Mixing Tips  
1 x 1 Dynamix Fixation Ring,  
1 x 50 ml Fast & Scan Light Flow  
1 x 50 ml Fast & Scan Medium Flow,  
1 x 12 Mixing Tips yellow  
1 x 12 Intraoral Tips yellow  
1 x Universal Adhesive (10 ml)

Art. code **6604 4883**



#### Easy Putty Trial Kit

##### Content

1 x 600 ml Fast & Scan Easy Putty  
(each 300 ml base & cat.)  
1 x 50 ml Fast & Scan Light Flow  
1 x 50 ml Fast & Scan Medium Flow  
1 x 12 Mixing Tips yellow  
1 x 12 Intraoral Tips yellow

Art. code **6604 5791**



#### Dynamix Heavy Tray Trial Kit

##### Content

1 x 380 ml  
Fast & Scan Dynamix Heavy Tray  
1 x 10 Dynamix Mixing Tips  
1 x 1 Dynamix Fixation Ring  
1 x 50 ml Fast & Scan Light Flow  
1 x 50 ml Fast & Scan Medium Flow  
1 x 12 Mixing Tips yellow  
1 x 12 Intraoral Tips yellow  
1 x Universal Adhesive (10 ml)

Art. code **6604 5793**



## 5 PROSTHETICS

### 5.1 A-SILICONE VPS PRECISION IMPRESSION MATERIALS

#### PROVIL NOVO

## PROVIL® NOVO – YOUR INDIVIDUAL SELECTION FOR PRECISION.

You make a point of individuality in your working process? Then you'll want to work with Provil novo, the modular A-silicone system. It consists of five perfectly matched consistencies, available in two setting times.

With its optimal quality and broad range of indications, Provil novo serves as a base for precise impressions and accurate prosthetics.

#### 5 ideally matched consistencies and setting times for all clinical situations and different techniques.

- Impressions with extremely high precision.
- High recovery from deformation.
- Optimal final hardness.
- Long lasting dimensional stability.
- Excellent thixotropic and hydroactiv properties.

#### The advanced modular impression system for all techniques

The modular system design ensures the highest level of comfort and meets every need for individuality. Provil novo completely adapts to any impression technique and individual working style.

The advanced formulation of Provil novo offers non-technique sensitive accuracy of fit in all clinical situations. The regular set offers 2:00 min working time and 3:30 min setting time. The fast set comes with a working time of 1:30 min and a setting time of 2:30 min. Provil novo is available in different delivery forms, ranging from the Dynamix and Automix cartridge systems to handmix variants (tubes and doses).



## PRODUCT OUTLINE

### PROVIL NOVO

Product	Content	Art. code
<b>DYNAMIX CARTRIDGE REFILL</b>		
Dynamix Putty Refill	3 x (2 x 380 ml Dynamix Putty, 2 x Dynamix Mixing Tips, 1 x Dynamix Fixation Ring)	<b>6603 5994</b>
<b>AUTOMIX CARTRIDGE REFILLS</b>		
Monophase fast set	6 x (2 x 50 ml Monophase fast set, 12 Mixing Tips green 1:1)	<b>6600 6470</b>
Monophase regular set	6 x (2 x 50 ml Monophase regular set, 12 Mixing Tips green 1:1)	<b>6600 6471</b>
Medium fast set	6 x (2 x 50 ml Medium fast set, 12 Mixing Tips yellow 1:1)	<b>6600 6468</b>
Medium regular set	6 x (2 x 50 ml Medium regular set, 12 Mixing Tips yellow 1:1)	<b>6600 6469</b>
Light fast set	6 x (2 x 50 ml Light fast set, 12 Mixing Tips yellow 1:1)	<b>6600 6466</b>
Light regular set	6 x (2 x 50 ml Light regular set, 12 Mixing Tips yellow 1:1)	<b>6600 6467</b>
<b>HANDMIX REFILLS</b>		
Putty fast set	4 x 900 ml Putty fast set (450 ml each of base and catalyst)	<b>6522 0717</b>
Putty regular set	4 x 900 ml Putty regular set (450 ml each of base and catalyst)	<b>6522 0733</b>
Putty soft fast set	4 x 900 ml Putty soft fast set (450 ml each of base and catalyst)	<b>6521 0096</b>
Putty soft regular set	4 x 900 ml Putty soft regular set (450 ml each of base and catalyst)	<b>6521 9417</b>
<b>TUBE PRODUCTS</b>		
Monophase	Tube 2 x 280 ml Monophase (140 ml each of base and catalyst)	<b>6522 3058</b>
Medium	Tube 2 x 280 ml Medium (140 ml each of base and catalyst)	<b>6520 9268</b>
Light	Tube 2 x 280 ml Light (140 ml each of base and catalyst)	<b>6520 9225</b>

Note: You can also obtain Provil tubes, tins or cartridges from your dental distributor in single packs of 1 x 280 ml tubes, 1 x 900 ml tins or 2 x 50 ml cartridges!

## C-SILICONE IMPRESSION MATERIALS

### SPECIFIC RESPONSES TO YOUR REQUIREMENTS.

Diverse requirements? No problem with the right material. C-silicones offer broad variation options for processing. They are easy to handle and excel with high precision and sound economy. Our C-silicones have long set standards in precision impressions and they are the reliable all-rounder for daily use in your surgery.



**Optosil® / Xantopren®**  
State-of-the-art C-silicones.

Giving a hand to oral health.



**KULZER**  
MITSUI CHEMICALS GROUP



### 5.2 C-SILICONE IMPRESSION MATERIALS

OPTOSIL/XANTOPREN

#### OPTOSIL® / XANTOPREN® – OUR STATE-OF-THE-ART C-SILICONES.

The Optosil/Xantopren product assortment is proven in practice for many years and has set the standard for silicone precision impression early on. It enables precise reproduction of detail and shows no sensitivity either towards latex gloves or retraction solutions. The Optosil/Xantopren system is available in different versions tailor-made for your professional demands.

Optosil P Plus and Xantopren are reliable for daily use in the dental practice. As a matched system of classical putty and low viscosity materials, they are user friendly and enable precise reproduction of detail. As such they are our classics for daily use in the dental practice

##### **Easy, secure and fast – the Optosil/Xantopren Comfort System**

The Optosil/Xantopren Comfort System is a further development of the classic Optosil/Xantopren System.

- Exact reproduction of detail because of Hydrocontrol. That means perfect wetting properties and controlled application even in a moist environment.
- Easy application using the practical 4:1 cartridge dispensing system (for Xantopren Comfort Light/Medium)
- High dimensional stability of Optosil Comfort Putty for reproducible results even when pouring after 7 days\*

##### **The perfect system for edentulous impressions**

Xantopren M mucosa / Xantopren function are our specialists for edentulous arches. Xantopren M mucosa is best used for functional mucosal impressions. Xantopren function is applied for functional border impression, open mouth impression (passive impression) and closed mouth impression (active impression).

\* (In-vitro-Study by Prof. Dr. Wöstmann, Justus Liebig University, Giessen, Germany)



## PRODUCT OUTLINE

Product	Content	Art. code
<b>OPTOSIL</b>		
<b>OPTOSIL HANDMIX REFILLS</b>		
Optosil P plus	4 x 900 ml Tin	<b>6561 5777</b>
Optosil P plus	1 x 6.850 ml Tub	<b>6561 5750</b>
<b>OPTOSIL COMFORT HANDMIX TIN REFILLS</b>		
Optosil Comfort Putty	4 x 900 ml Tin	<b>6538 0532</b>
Optosil Comfort Putty	1 x 6.850 ml Bucket	<b>6538 2829</b>
<b>XANTOPREN</b>		
<b>XANTOPREN DISPENSER SYSTEM</b>		
Xantopren L blue low viscosity	1 x 430 ml Container	<b>6587 1315</b>
Xantopren VL plus very low viscosity	1 x 430 ml Container	<b>6587 1447</b>
Xantopren Dispenser	Filling pump for Xantopren Container 430 ml	<b>6568 5961</b>
<b>XANTOPREN REFILLS TUBES</b>		
Xantopren H green high viscosity	4 x 140 ml Tube, 2 x Mixing Blocks	<b>6561 5785</b>
Xantopren L blue low viscosity	4 x 140 ml Tube, 2 x Mixing Blocks	<b>6587 1358</b>
Xantopren VL plus, very low viscosity	4 x 140 ml Tube, 1 x Mixing Cup	<b>6587 1455</b>
<b>XANTOPREN COMFORT 50 ML AUTOMIX CARTRIDGE REFILLS</b>		
Xantopren Comfort Medium	3 x (2 x 50 ml Cartridge, 12 Mixing Tips yellow 4:1)	<b>6600 0786</b>
Xantopren Comfort Light	3 x (2 x 50 m Cartridge, 12 Mixing Tips yellow 4:1)	<b>6600 0785</b>
<b>XANTOPREN FUNCTION</b>		
Xantopren Function Assortment	450 ml Xantopren Function Tub (Paste), 1 x 7 ml Bottle each of hardener components 1 and 2	<b>6603 7442</b>
<b>XANTOPREN FUNCTION COMBI PACK</b>		
Xantopren Function Combi Pack	1 x 7 ml Bottle each of hardener components 1 and 2	<b>6603 7441</b>
<b>XANTOPREN M MUCOSA</b>		
Xantopren M mucosa	4 x 140 ml Tube 2 x Mixing Blocks	<b>6561 0503</b>
<b>ACCESSORIES</b>		
<b>ACCESSORIES</b>		
Activator Universal Paste	60 ml Tube	<b>6603 7443</b>
Activator Universal Liquid	25 ml, Bottle	<b>6603 7445</b>

Note: You can also obtain tubes or tins from your dental distributor in single packs of 1 x 140 ml tubes or 1 x 900 ml tins!

## ALGINATE & ALGINATE SUBSTITUTE IMPRESSION MATERIALS

### TWO MATERIAL GROUPS FOR ANATOMICAL IMPRESSIONS.

Anatomical models serve numerous diagnostic and therapeutic purposes in the dental surgery. The precondition for producing a suitable anatomical model is an accurately dimensioned impression.

We offer you two material groups for anatomical impressions – besides alginates, also alginate substitute.

The high dimensional and storage stability of the alginate substitute facilitates pouring the impression several times and even after a delay. Mixing occurs easily, safely and quickly in an automatic mixing device.



## Xantalgin®/Alginoplast®

Grown from nature,  
processed with experience.

Giving a hand to oral health.



**KULZER**  
MITSUI CHEMICALS GROUP

### 5.3 ALGINATE & ALGINATE SUBSTITUTE IMPRESSION MATERIALS

#### ALGINOPLAST

#### ALGINOPLAST® —

THE FIRM ALGINATE OFFERING DETAILED REPRODUCTION WITH HIGH STABILITY.

It shows a high level of accuracy, elasticity and tensile strength, and is also extremely well compatible with plaster. The dust free and clean mixing is easy and comfortable.

We use high quality seaweed from preferred cultivation areas as a basis for our alginate impression material. These alginates last longer without preservatives. Since they do not contain any chemical disinfectants, they are skin and gingiva friendly. Their mild peppermint taste also makes the impression more pleasant for the patient. Alginoplast is best suited for documentation, analysis, planning, opposing bite and working model.

#### Alginoplast fulfils your requirements of modern materials for anatomic impression

- Its stable consistency, offering detailed reproduction, is ideal for dentists who prefer a stable alginate with high stability.
- The fast setting variant saves time and is practical.
- The normal-setting variant is suitable for automatic mixing without time pressure during processing.

### PRODUCT OUTLINE

#### ALGINOPLAST

##### Fast Set double economy pack

Content	
2 x (20 x 500 g Foil Bag)	
Art. code	6560 2047

##### Regular Set double economy pack

Content	
2 x (20 x 500 g Foil Bag)	
Art. code	6560 2012



## 5.3 ALGinate &amp; ALGinate SUBSTITUTE IMPRESSION MATERIALS

## XANTALGIN

## XANTALGIN® —

## THE FINE-PASTE ALGinate FOR SENSITIVE PATIENTS.

It shows a high level of accuracy and is particularly suitable for sensitive patients due to its soft starting consistency. The dust free and clean mixing is easy and comfortable.

We use high quality seaweed from preferred cultivation areas as a basis for our alginate impression material. These alginates last longer without preservatives. Since they do not contain any chemical disinfectants, they are skin and gingiva friendly. Their mild peppermint taste also makes the impression more pleasant for the patient. Xantalgin is best suited for documentation, analysis, planning, opposing bite and working model.

**Xantalgin Select**

- The creamy consistency is particularly good for sensitive patients.
- Thanks to its high elasticity and tensile strength, impressions can be removed easily, even if there was undercutting.
- The short setting time is pleasant and saves time.

**Xantalgin Crono**

- Xantalgin Crono shows each phase of the setting reaction through a colour change.
- Thanks to its optimised reaction mechanism, the impressions can be poured out up to 5 days later.

## PRODUCT OUTLINE

## XANTALGIN SELECT

**Clinic pack****Content**

2 x 500 g Foil Bag,  
Mixing Aids and Storage Box

**Art. code****6569 2097****Double economy pack****Content**

2 x (20 x 500 g Foil Bag)

**Art. code****6569 2089**

## XANTALGIN CRONO

**Crono clinic pack****Content**

2 x 500 g Foil Bag,  
Mixing Aids and Storage Box

**Art. code****6600 5222****Double economy pack****Content**

2 x (20 x 500 g Foil Bag)

**Art. code****6600 5221**

### 5.3 ALGINATE & ALGINATE SUBSTITUTE IMPRESSION MATERIALS

#### XANTASIL

## XANTASIL® ALGINATE SUBSTITUTE — IMPRESSIVELY CONVENIENT.

We have developed xantasil specifically for the requirements of your anatomical impressions. The addition-curing, elastomeric alginate substitute will give you robust impressions with long-term dimensional and storage stability every time.

xantasil covers all anatomical impression indications for which traditional alginates would typically be used. It can be used as a substitute for traditional alginates for taking impressions of temporaries, orthodontic models, splints and impressions of opposing jaws.

#### Long-term dimensional stability

- More flexibility and convenience when pouring impressions – no time pressure.
- Later pouring with no loss of accuracy.
- Multiple pouring of an impression.
- Better detail reproduction compared to traditional alginates.
- Can be stored for several weeks.

#### Automatic mixing

- Compatible with the Dynamix speed mixing device.
- Excellent void-free, homogeneous mix quality.
- Hygienic processing with no dust formation and cleaning.
- Saves time and effort due to the ready-to-use dosage form and the low number of work steps (compared to traditional alginates).
- Material savings – only the required amount of material is dispensed.

## PRODUCT OUTLINE

### XANTASIL ASSORTMENT

#### Dynamix Fast Set

##### Content

2 x 380 ml xantasil Dynamix Fast Set,  
1 x 2 Dynamix Mixing Tips,  
1 x 1 Fixation Ring

##### Art. code

6605 2101

#### Cartridge Refill Fast Set

##### Content

6 x 50 ml xantasil Fast Set,  
1 x 6 Mixing Tips green

##### Art. code

6605 2102







## 5 PROSTHETICS

### BITE REGISTRATION & SPECIAL INDICATIONS

#### THE PERFECT SOLUTION FOR EVERY SITUATION.

No matter how precisely dental prosthetics are made. They also have to integrate in the three-dimensional spatial relationship between the maxilla and mandible. By determining the occlusion, our bite registration materials based on addition-curing silicones contribute to the fabrication of perfectly fitting dental prosthetics. Their diverse uses in prosthetics, conservative dentistry, implantology and orthodontics are examples of their broad spectrum of applications – from the standard bite registration situation through to special indications.



## Flexitime® Bite

The expert for modern bite registration.

Giving a hand to oral health.



**KULZER**  
MITSUI CHEMICALS GROUP

## 5 PROSTHETICS

### 5.4 BITE REGISTRATION & SPECIAL INDICATIONS

#### FLEXITIME BITE

## FLEXITIME BITE® – MODERN BITE REGISTRATION.

Flexitime Bite is a scannable bite registration material that is suitable for both universal bite registration and also for powder-free optical data recording of the antagonists for CAD/CAM technology, e.g. for fabrication of all-ceramic restorations.

#### Flexitime Bite offers convincing material properties

- Flexitime Bite is extra-hard and precise. Very high final hardness of Shore D 40 prevents undesirable shifts when adjusting the position of the casts in the articulator.
- Distinct thixotropy avoids flowing off from the occlusal surface into the interdental spaces, and enables easy removal from the mouth.
- It shows a superb scannability for the powder-free 3D data recording of antagonists for CAD/CAM technology.

#### Flexitime Bite is very convenient to process

- Flexitime Bite is extremely fast and features a convenient working time of only 30 seconds plus a fast intraoral setting time of only 30 seconds for an increased patient comfort.
- The set material is easy to trim and grind with minimum risk of fracture.
- Its whipped-cream-like consistency assures a resistance-free bite.



## PRODUCT OUTLINE

### FLEXITIME BITE REFILL

#### 50 ml Automix Cartridge Refill

##### Content

3 x (2 x 50 ml Flexitime Bite,  
1 x 12 Mixing Tips green)

##### Art. code

6603 8751



## 5.4 BITE REGISTRATION &amp; SPECIAL INDICATIONS

## MEMOREG 2/MEMOSIL 2

## MEMOREG 2 / MEMOSIL 2 –

## THE EXPERT FOR BITE REGISTRATION MATERIALS.

MEMOREG 2 is a highly filled, pink-coloured A silicone for all standard bite registration that can be applied easily and directly in the mouth. It is ideally suited for standard bite registrations for crown/bridge work, facebow registrations, and fixation of gothic arch registrations.

MEMOSIL 2 is a transparent A-silicone for special indications. Its transparency allows optical control when positioning aids (e.g. X-ray pellets). Light-curing is possible for filling and fixative materials through placeholders with MEMOSIL 2.

The material is best suited for use as an occlusal stamp for light-curing posterior composites, an anterior stamp for provisionals, fillings and veneers, a fixation material for x-ray measuring spheres when planning implants and a transfer matrix for bracket constructions on the plaster model.

With MEMOREG 2/MEMOSIL 2, you and dental technicians benefit from

## MEMOREG 2

- **Exceptional thixotropy:** Its distinct thixotropic properties increase the flow of the material under pressure. After pressure is released it becomes stable. The material also does not drip during the application and can be built-up easily.
- **Easy identification of bite-through areas:** Thanks to the intensive colour, the dentist immediately recognises, where the patient has bitten through the material.
- **Comfortable Handling:** The material can easily be removed from the mouth without breaking or tearing. Thanks to its final hardness of 90 Shore A, the dental technician can articulate the models correctly in relation to one another. Easy to trim and grind with burs, scissors and scalpel. MEMOREG 2 exhibits excellent dimensional stability.

The automix cartridge system saves you time and reduces the risk of registration errors. Thanks to its short time in mouth and the neutral taste and odour, patients are more at ease.

## MEMOSIL 2

- **Optical control:** MEMOSIL 2's transparency facilitates the positioning of aids. It also allows light curing of composites and fillings through the material.
- **More hygiene:** Processing of MEMOSIL 2 is clean and hygienic due to its direct and sterile application.

The automix cartridge system saves you time and reduces the risk of registration errors. MEMOSIL 2 also increases treatment comfort for your patients. Thanks to its short time in mouth and the neutral taste and odour, patients are more at ease. An additional benefit for you is the time saving, since it can be applied directly into the patient's mouth.

## PRODUCT OUTLINE

## MEMOREG 2

## 50 ml Automix Cartridge Refill

## Content

3 x (2 x 50 ml Memoreg 2,  
1 x 12 Mixing Tips green)

## Art. code

6600 4965

## MEMOSIL 2

## 50 ml Automix Cartridge Refill

## Content

3 x (2 x 50 ml Memosil 2,  
1 x 12 Mixing Tips green)

## Art. code

6600 4969



## PROSTHETICS EQUIPMENT

## WE GIVE YOU MORE TIME FOR WHAT IS ESSENTIAL.

We look to you when it comes to developing our products. Because your needs set our standards. This not only applies for the materials you use daily, but also for the equipment that makes processing easier or reduces your workload. So you can concentrate even more on what is essential. Your patients.



## **Dynamix® speed System**

Precision at the push of a button.

Giving a hand to oral health.



**KULZER**  
MITSUI CHEMICALS GROUP



#### DYNAMIX SPEED

## THE DYNAMIX® SPEED SYSTEM – PRECISION AT THE PUSH OF A BUTTON.

When it comes to high-speed mixing, time-saving and simultaneously obtaining a consistent, void-free mixture, the decision is easily reached: Practical cartridges and the functional Dynamix speed mixer are perfectly matched in this well thought-out system featuring all the advantages of automatic mixing for impression materials.

#### **Its efficiency lies in its speed.**

- With Dynamix speed, mixing is especially fast and dosing very precise, also with putty materials.
- Dynamix speed is easy and safe to handle.
- You save time and material.
- You choose between three velocities – including a high-speed option.

#### **Reliable in quality and precision**

- Homogeneous and void-free mixing leads to precisely fitting prosthetic restorations.
- The material properties are always reproducible.
- The mixing quality stays the same for consistent precise fitting and is user-independent.

Dynamix speed is compatible with all impression materials in Dynamix cartridges from Kulzer.



## PRODUCT OUTLINE

### DYNAMIX SPEED DEVICES

#### EU Standard

Content	
1 x Dynamix machine 230 V 1 x EU power cord with schuko plug	
Art. code	<b>6604 5779</b>

### DYNAMIX SPEED CARTRIDGE ACCESSORIES

#### Mixing Tips 5 x 50

Content	
5 x 50 Dynamix Mixing Tips 5 x 1 Dynamix Fixation Ring	
Art. code	<b>6603 5999</b>



#### Fixation Ring 10 x 2

Content	
10 x 2 Dynamix Fixation Rings	
Art. code	<b>6603 6078</b>



### DYNAMIX SPEED ACCESSORIES

Product	Art. code
Wall Mount	<b>6603 3825</b>
EU Power Cord 230 V	<b>6603 4592</b>
UK Power Cord 230 V (British 3-Pin)	<b>6603 4326</b>
CH Power Cord 230 V	<b>6603 4327</b>
OZ Power Cord 230 V (Australian 3-Pin)	<b>6603 4328</b>
JP/US Power Cord 100 V/120 V	<b>6603 4593</b>
DYNAMIX SPEED ACCESSORIES	
Spare Part Cover NEW	<b>6604 1021</b>
Spare Part Plunger Discs	<b>6603 2128</b>
Spare Part Fuse EU 230 V	<b>6603 4329</b>
Spare Part Fuse JP/US 100 V/120 V	<b>6603 4322</b>
Spare Part Base plate new	<b>6604 7093</b>
Spare Part Base Feet 4pcs	<b>6603 5030</b>
Spare Part Rubber stamp	<b>6603 5051</b>

## PRODUCT OUTLINE

## ADHESIVE

## Universal Adhesive

## Content

For all Kulzer A- and C-silicones  
1 x 10 ml Bottle, blue

## Art. code

6560 7758



## INTRAORAL MIXING TIPS

## Intraoral Tip white

## Content

1 x 96 Tips for Mixing Tip green (1:1)  
for intraoral application of  
Flexitime Monophase  
Provil novo Monophase

## Art. code

6568 7514



## Intraoral Tip yellow

## Content

1 x 96 Tips for Mixing Tip yellow (1:1)  
for intraoral application of  
Flexitime Correct Flow  
Flexitime Light Flow  
Flexitime Medium Flow  
Provil novo Medium  
Provil novo Light  
Xantopren Comfort Medium  
Xantopren Comfort Light

## Art. code

6600 0782



## Bite Registration Tip

## Content

1 x 96 broad intraoral Tips for  
Flexitime Bite  
Memoreg 2

## Art. code

6600 0905



## DYNAMIX CARTRIDGE ACCESSORIES

## Dynamix Mixing Tip

## Content

5 x 50 Dynamix Mixing Tips  
5 x 1 Dynamix Fixation Ring

## Art. code

6603 5999



## Dynamix Fixation Ring

## Content

10 x 2 Dynamix Fixation Rings

## Art. code

6603 6078



## IMPRESSION SYRINGES

## Impression Jet

## Content

Sterilizable metal syringe for precise  
application of impression materials

## Art. code

6538 6909



## Impression Jet Tips

## Content

1 x 10 plastic Tips for  
Impression Jet Syringe

## Art. code

6538 6917



## PRODUCT OUTLINE

### DISPENSING GUNS FOR 50 ml AUTOMIX CARTRIDGES

#### Dispensing Gun 2 (1:1/2:1)

##### Content

Dispensing Gun for cartridge systems:  
 Flexitime Heavy Tray  
 Flexitime Monophase  
 Flexitime Correct Flow  
 Flexitime Light Flow  
 Flexitime Medium Flow  
 Flexitime Bite  
 Provil novo Monophase  
 Provil novo Medium  
 Provil novo Light  
 Memoreg 2  
 Memosil 2  
 xantasil

**Art. code** 6600 1970



#### Dispensing Gun (4:1)

##### Content

Dispensing Gun for cartridge systems:  
 Xantopren Comfort Medium  
 Xantopren Comfort Light

**Art. code** 6600 0781



### MIXING TIPS FOR 50 ml AUTOMIX CARTRIDGE SYSTEMS

#### Mixing Tip green (1:1)

##### Content

48 Mixing Tips for  
 Flexitime Heavy Tray  
 Flexitime Monophase  
 Flexitime Bite  
 Provil novo Monophase  
 Memoreg 2  
 Memosil 2  
 xantasil

**Art. code** 6600 1989



#### Mixing Tip yellow (1:1)

##### Content

1 x 48 Mixing Tips for  
 Flexitime Correct Flow  
 Flexitime Light Flow  
 Flexitime Medium Flow  
 Provil novo Monophase  
 Provil novo Medium  
 Provil novo Light

**Art. code** 6600 1988




#### Mixing Tip yellow (4:1)

##### Content

1 x 48 Mixing Tips for  
 Xantopren Comfort Medium  
 Xantopren Comfort Light

**Art. code** 6600 0783



### MIXING AIDS

#### Universal Mixing Block

##### Content

1 x 1 Mixing Block  
 DIN A5

**Art. code** 6600 4363



#### Xantopren Mixing Cup

**Art. code** 6527 8223



#### Xantopren Mixing Spatula

##### Content

Metal construction

**Art. code** 6528 3677



#### Alginate Mixing Spatula

##### Content

1 x 1 Alginate  
 Mixing Spatula

**Art. code** 6523 4072

#### Alginate Mixing Bowl

##### Content

1 x 1 Alginate  
 Mixing Bowl

**Art. code** 6523 4064



## PERMANENT? TEMPORARY? THIS IS HOW INDIRECT RESTORATIONS LAST AS LONG AS THEY SHOULD.

We offer a range of cements for luting permanent and temporary indirect restorations. Self-adhesive composite resins – which we offer in recognised Kulzer quality – are increasingly used in modern dentistry. And for conventional techniques we provide you with our dependable and long established products for lining and cementing.



## iCEM® Self Adhesive

The easiest way of cementation.

Giving a hand to oral health.



**KULZER**  
MITSUI CHEMICALS GROUP

## 5 PROSTHETICS

### 5.6 CEMENTS & LUTING MATERIALS

#### iCEM SELF ADHESIVE

## iCEM® SELF ADHESIVE – THE EASIEST WAY OF CEMENTATION.

iCEM Self Adhesive is a dual-curing all-in-one luting composite with dependable adhesive strength. It is applied easily, quickly and in a convenient way and reduces the risk of post-operative sensitivity. This means: etching, priming, bonding, desensitising and cementing of indirect restorations in one step.

#### One material – many advantages

- Etching, priming, bonding, desensitising and cementing in one step.
- Dependable adhesive strength for durable restorations.
- Reduction of post-operative hypersensitivities.
- Flexible working time.
- Wide range of indications.

#### With iCEM Self Adhesive you cement

- metal and metal-ceramic crowns and bridges.
- all-ceramic crowns and bridges produced using CEREC-systems.
- crowns and bridges using reinforced ceramics (e.g. zirconia).
- metal, ceramic and composite inlays and onlays.
- metal, titanium and glass fiber posts.
- nylon materials for splinting loose teeth.



## PRODUCT OUTLINE

### iCEM SELF ADHESIVE

#### Syringe Refill

##### Content

1 x 1 Automix Syringe 5 ml (7 g)  
1 x 15 Mixing Tips  
Pictorial Card

Art. code 6603 6084



#### Syringe Value Pack

##### Content

1 x 3 Automix Syringes 5 ml (7 g)  
1 x 45 Mixing Tips  
Pictorial Card

Art. code 6603 7633



#### Mixing Tips Refill

##### Content

1 x 50 Mixing Tips

Art. code 6603 6085





## NOTES

[illegible]

5.6 CEMENTS & LUTING MATERIALS

CARBOXYLATE CEMENT

CARBOXYLATE CEMENT –  
CLINICALLY PROVEN.

Carboxylate cements show an excellent clinical performance. They are ideally suited for cementing permanent restorations and offer additional protection against thermal and chemical influences when used as lining cement.

Your benefits at a glance

- Wide range of application.
- Reliable protection against thermal and chemical influences.
- Cementation of crowns, bridges and inlays as well as cavity liner for permanent restorations.



PRODUCT OUTLINE

CARBOXYLATE CEMENT

Liquid

Content	
1 x 30 ml Bottle	
Art. code	6599 4190

Powder

Content	
1 x 90 g Glass	
Art. code	6599 4204

## 5.6 CEMENTS &amp; LUTING MATERIALS

## PHOSPHATE CEMENT

PHOSPHATE CEMENT –  
THE CLASSICAL CEMENT.

Phosphate Cement is very suited for the cementation of permanent restorations and offers additional protection against thermal and chemical influences as cavity liner. The proven Phosphate Cement is available in two setting speeds and therefore adapts to various requirements in dental offices.

## Your benefits at a glance

- Broad application spectrum.
- Reliable protection against thermal and chemical influences.
- Cementation of e.g. crowns, bridges and inlays, as well as cavity liner for permanent restorations.



## PRODUCT OUTLINE

## PHOSPHATE CEMENT

## Liquid

## Content

Regular curing,  
1 x 30 ml Bottle

Art. code 6599 4220

## Powder

## Content

Regular curing,  
1 x 90 g Glass

Art. code 6599 4212

## Liquid

## Content

Fast curing,  
1 x 30 ml Bottle

Art. code 6599 4247

## Powder

## Content

Fast curing,  
1 x 90 g Glass

Art. code 6599 4239

## ALSO TEMPORARIES NEED RELIABILITY.

Temporary restoration of prepared teeth is a key component in the process of crown and bridge fabrication. It not only offers protection for the tooth, but also allows the patient to get an impression of the permanent restoration.

Therefore we support you with a range of high performance products. Besides materials for fabrication of temporary crowns and bridges, this also includes an one-component temporary cement ready-to-use.



## PreVISION® Temp

Temporary restoration made easy.

Giving a hand to oral health.



**KULZER**  
MITSUI CHEMICALS GROUP

## 5.7 TEMPORARY MATERIALS

## PREVISION TEMP

## PREVISION® TEMP – TEMPORARY RESTORATION MADE EASY.

PreVISION Temp is a self-curing two-component temporary crown and bridge material, provided in the practical 10:1 automix cartridge. Its good mechanical properties allow for safe and aesthetically convincing results for a comfortable wearing time. So you and your patient can envision a representation of how the final restoration will look and feel.

### PreVISION Temp – reliability in temporary restorations

- Simple and time-saving application.
- Ideal mechanical properties.
- Highly aesthetic results and excellent polishability.
- Fluoride-releasing.
- Great fluorescence.
- Available in 5 VITA shades (A1, A2, A3, A3.5, B1) and BLEACH.



## PRODUCT OUTLINE

### PREVISION TEMP CARTRIDGE SYSTEM

Product	Content	Art. code
Shade: A1	1 x 50 ml Cartridge, 12 Mixing Tips	6605 5526
Shade: A2	1 x 50 ml Cartridge, 12 Mixing Tips	6605 5527
Shade: A3	1 x 50 ml Cartridge, 12 Mixing Tips	6605 5528
Shade: A3.5	1 x 50 ml Cartridge, 12 Mixing Tips	6605 5529
Shade: B1	1 x 50 ml Cartridge, 12 Mixing Tips	6605 5530
Shade: BLEACH	1 x 50 ml Cartridge, 12 Mixing Tips	6605 5531

### PREVISION TEMP ACCESSORIES

Product	Content	Art. code
Dispensing Gun (10:1)	1 x 1 Dispensing Gun	6603 6083
Mixing Tip blue (10:1)	1 x 48 Mixing Tips	6605 6201

## 5.7 TEMPORARY MATERIALS

## PREVISION CEM

## PREVISION® CEM – TEMPORARY CEMENTATION MADE EASY.

PreVISION Cem is a ready-to-use, one-component provisional cement. It is suitable for the reliable cementation of temporary crowns and bridges as well as for the provisional cementation of permanent restorations.

### Your benefits at a glance

- High effectiveness with easy application.
- Immediately ready-to-use.
- No mixing, no dosing errors, no waste of material.
- Eugenol-free.
- Moisture setting.



## PRODUCT OUTLINE

### PREVISION CEM TUBE

#### Content

1 x 37 g Plastic Tube

#### Art. code

6600 1540



#### DENTALON PLUS

## DENTALON® PLUS — WELL-ESTABLISHED.

Dentalon plus is a well-established self-curing resin in a powder/liquid combination for the fabrication of temporary crowns and bridges.

#### Your benefits at a glance

- High gloss polish.
- High mechanical stability.
- Individual colour adaptation possible.
- High colour stability due to amine free catalyst system.



## PRODUCT OUTLINE

### DENTALON PLUS ASSORTMENT

#### Assortment

##### Content

1 x 45 ml Liquid  
2 x 20 g Powder in  
each of shades L, M, D,  
Mixing Pipette, Mixing Bowl

Art. code 6504 1200

### DENTALON PLUS POWDER

#### Powder L (Light)

##### Content

1 x 100 g Powder

Art. code 6504 1065

#### Powder M (Medium)

##### Content

1 x 100 g Powder

Art. code 6504 1073

#### Powder D (Dark)

##### Content

1 x 100 g Powder

Art. code 6504 1057

### DENTALON PLUS LIQUID

#### Liquid

##### Content

1 x 45 ml Bottle

Art. code 6504 1146

#### Liquid

##### Content

1 x 250 ml Bottle

Art. code 6504 1138

DIGITAL PROSTHETICS FROM CARA.  
PUT YOUR TRUST IN GROUND-BREAKING SOLUTIONS.

As an innovative, reliable partner for dental practices and dental laboratories, cara – the integrated CAD/CAM system from Kulzer – offers products, services and technologies for the complete digital dental workflow. With our state-of-the-art cara Production Centre and our extensive product portfolio covering all elements of CAD/CAM, we offer you precisely the solutions that you require. Customised, high-quality and aesthetic.

6 CAD/CAM

6.1 Intraoral digital impression  
cara TRIOS intraoral scanner  
cara TRIOS workflow

6.2 cara Hardware and Software  
cara Scanners  
cara CAD Software  
cara Mill  
cara Print

6.3 Implant Prosthetics  
cara I-Butment  
cara I-Bridge  
cara I-Bar  
cara YantaLoc

6.4 Crowns and Bridge Prosthetics  
cara crowns, bridges and materials

126–143

128–130  
129  
130

131–135  
131  
131  
132  
134

136–141  
137  
138  
139  
140

141–143  
141

cara makes life so easy

## 6.1 INTRAORAL DIGITAL IMPRESSION

### CARA TRIOS INTRAORAL SCANNERS

## SCANNING, DESIGNING AND PRODUCING WITH CARA. BENEFITS IN DIGITAL PROSTHETICS.

cara sets new benchmarks for convenience and quality in digital prosthetics time and time again. It starts from scanning. With cara TRIOS it is possible to make real-colour digital scans of complete patient cases in next to no time – corrective impressions are finished in only about 10 seconds. Additional digital highlights are direct communication with your laboratories, the security of your patient data and the seamless traceability of your impressions.

### Clear advantages of the system

- Outstanding scanning technology
- Flexible hardware configurations
- Open and flexible for all types of laboratory
- Integrated intraoral camera and HD photo
- RealColor scans™ in natural colours
- Reliable and consistent shade selection
- Correction of the impression takes 10 seconds with a selective correction scan
- High digital impression precision for a first class fit
- Patients can follow the treatment planning directly in the chair



Real-time 3D scan in true colours and cara TRIOS Pod.

### Powerful tools

- Automatic removal of soft tissue
- Simple display, processing, re-scanning
- Automatic bite registration
- Validation of the occlusal distance
- Checking of convergence and divergence

### Wide range of indications

- Crowns and bridges
- Veneers, inlays and onlays
- Temporary crowns and virtual diagnostic wax-ups
- Pin abutment
- Removable partial dentures
- Abutments, implant bridges and bars
- Implant planning and drill templates
- Orthodontics and splints



TRIOS, 3Shape

## THE CARA TRIOS® SELECTION

### MODELS OF SUCCESS FOR LABORATORY AND PRACTICE.

Not only your patients will be happy. Start to use the cara TRIOS® intraoral scanner for taking digital impressions instead of the standard impression process, which is generally uncomfortable for patients. In nearly no time at all, the oral situation is captured and stored in three dimensions. For absolute precision without the need for powder or contrast agents. Simply select your cara TRIOS® model depending on the size of your practice and how much you would use it.

#### cara TRIOS® 3 Cart – multi-touchscreen on wheels

That looks professional! The easily cleaned and movable hygienic terminal shows the progress of the scan and the recorded oral situation on the touch-screen. Scan data can be checked and corrected at any time. The intelligent design allows ergonomic alignment of the scanner and the terminal can now also be operated via a Bluetooth interface.



**cara TRIOS® 3 Cart:** practical, mobile and easy to operate.

#### cara TRIOS® 3 Pod – the portable solution

Simply take TRIOS® with you! To do so, install the software on your PC or laptop, connect the cara TRIOS® Pod via a USB port and start scanning. Even when space is restricted and work is performed at a number of locations, the Pod always proves to be the ideal solution.



**cara TRIOS® 3 Pod:** portable design for precise intraoral scanning in 3D.

#### cara TRIOS® 3 Scanner – always everything at hand

Three types of scanners for Ultrafast Optical Sectioning in real-time 3D! The user-friendly high-performance scanners with autoclavable scanning inserts and optimised signal processing for the buccal cavity and prosthetic foreign bodies, scan layer by layer, always identifying the entire tooth volume and collecting the intraoral data clearly and distinctly even without powder in case of reflections.



**cara TRIOS® 3 Scanner:** cara TRIOS® 3-Pengrip, cara TRIOS® 3 with handle and cara TRIOS® Color/Standard (top to bottom).

## 6.1 INTRAORAL DIGITAL IMPRESSION

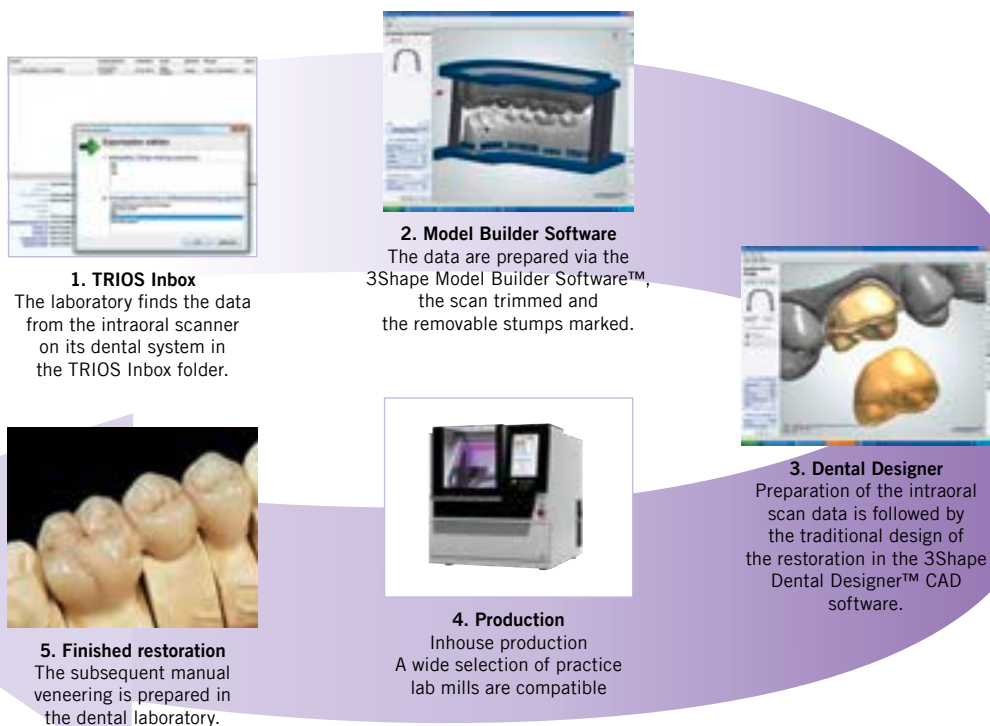
## CARA TRIOS WORKFLOW

CARA TRIOS WORKFLOW.  
DIGITAL CONNECTION WITH CARA.

Convincing all-round care from cara. Together with your dental laboratory, we accompany you on your way to the digital world of cara. Whether its connection advice for your partner, the offer and order for the laboratory and practice or training the practice and laboratory staff, our TRIOS service has got it all covered!

The rapid, uncomplicated exchange of the intraoral scan data is performed via the web-based 3Shape Communicate™ account, already integrated in the user interface of the cara TRIOS. This allows you to upload the scan data easily and communicate with your laboratory. Whether it's for approvals or dental imprints, 3D previews of design proposals, possible preparation limits or the clarification of complex questions – the TRIOS terminal, PC, tablet or smartphone offers you complete access and communication options at all times and from absolutely everywhere.

## TRIOS data processing



TRIOS,  3Shape



## 6.2 CARA HARDWARE AND SOFTWARE

### CARA HARDWARE AND SOFTWARE.

#### SCANNERS & SOFTWARE FOR ALL YOUR NEEDS.

##### cara Scanners

Have you got your own laboratory connected to your dental practice? Then you have three different classic versions to choose from at once. Our partner 3Shape offers the widest range of scanners in the Dental Lab Industry. With the new E-Scanner Series E1, E2 and E3, and the D1000 and D2000 you have the choice to find the right scanner for your specific needs. Combine that with the right software package and you have a customized system for your practice lab. The new Crown & Bridge package has been designed to solve the majority of the cases in a lab. If you need more, go with the premium package or choose from a long list of Add-On modules for more advanced cases or use pay-per-use by using CAD Points for each case.



##### Dental System – Software Configurations

###### Dental System Crowns & Bridges

- Coping and bridge frameworks
- Anatomical copings and bridges
- Full anatomical C&B
- Single Wax Up/wax-up bridges
- Inlay/Onlay/Veneers

##### Dental System Premium offers additional:

- Gingiva design
- Tabletops and non prepared veneers
- Multi-layer C&B
- Digital temporaries
- Virtual diagnostic wax-up
- Post & Core
- Telescopes
- Impression trays
- Positioning guides
- Splints, nightguards and protectors

All other indications can be done by using CAD Points or ordering the add-on modules.

##### Add-On Module of 3Shape or use CAD Points

###### Abutment Designer



###### Full Dentures



###### Implant Bars & Bridges



###### Model Builder™ (TRIOS® and 3rd Party)



###### Removable Partial Dentures



###### CAD Points



##### cara Scan 4.0: convenient and ready to use

Thanks to its small dimensions and its low weight, the cara Scan 4.0 is appropriate for every laboratory and every practice. The easily operated and highly precise two-axis scanner measures to an accuracy of 15 microns in a fully automatic scanning procedure and offers you a range of scanning strategies: The in-place strategy allows you to determine the position of the individual tooth exactly; the multi-die strategy allows you to scan multiple teeth simultaneously and you can work with the fully automatic version for single caps. Selective scanning of the gingiva, wax-ups and check bites are also made easier.



##### cara CAD Software: universal and practice-oriented

The cara CAD software works with standardised open formats. For example, STL, PLY, ASC and other data sets can be imported into and exported out of all CAD/CAM systems without any problems. This guarantees comprehensive system compatibility and smooth communication between the dental practice, dental laboratory and production centre.

**Please find more information about our in-house milling and printing solutions on pages 154–155.**



## 6.2 CAD/CAM

CARA MILL 2.5, 3.5, 3.5 PRO, 3.5L, 3.5L PRO

NEW:  
cara Mill  
3.5 PRO  
3.5L PRO

## CARA MILL 2.5, 3.5, 3.5 PRO, 3.5L, 3.5L PRO

## POWERFUL RANGE OF PRECISION MILLING SOLUTIONS.

cara offers five different mills, ranging from a compact, benchtop solution to a powerful, 24-hour output-boosting solution. The new PRO(fessional) lines of the cara Mill 3.5 and 3.5L provide maximum stability for vibration-free processing. In addition, the high-dynamic servo motors with absolute measuring system in all axes increase processing speed by up to 20% while maintaining optimum precision. All mills are based on Kulzer's many years of experience with centralised CAD/CAM production.

**cara Mill 2.5: Compact solution for soft materials.**

The ideal introduction to milling, perfect for small to medium-sized laboratories. cara Mill 2.5 and its extensive accessories help you achieve first-class results in your own lab. Independently, at competitive prices and with the best cara quality. With its space-saving and premium design, cara Mill 2.5 is a precise and sturdy milling machine for wet and dry processing. It's your gateway to in-house 5-axis milling, so you can machine all key dental materials such as zirconia, PMMA acrylics, wax, lithium disilicate, glass ceramic and hybrid materials.

**cara Mill 3.5, 3.5 PRO: For hard and soft materials.**

With 6 mm mill tools, cara Mill 3.5, 3.5 PRO is a more powerful, and more technically sophisticated mill in the cara family. It has simultaneous 5-axis machining capabilities and up to a 30° axis tilt angle. The 60,000 rpm, 1 kW spindle can handle all of the important materials used within the dental industry – even hard metals such as cobalt chrome and titanium. And it's still compact enough to fit on your workbench.

The cara Mill 3.5, 3.5 PRO promises an easy and intuitive operation designed to help labs achieve fast and accurate results no matter what the material, from wax to zirconium to CoCr (solid metal). The highest precision is ensured even for hard-metal dental restorations with complex geometries. Now you can keep those complex milling jobs in-house.

**cara Mill 3.5L, 3.5L PRO: Hard and soft materials, milled 24/7.**

cara Mill 3.5L, 3.5L PRO is basically the same workhorse as cara Mill 3.5, 3.5 PRO, but with the additional benefits of having an integrated disc loader and a precise, zero point clamping system. The loader system allows you to store up to 12 discs for fully automated milling over longer periods, also made feasible by a 20-fold tool changer. This enables the mill to operate at full capacity round the clock and even over the weekends.

This mill processes all relevant blank materials from CoCr, titanium, zirconium dioxide, plastics, block materials, and new future materials with a single machine system, virtually without restrictions. The unique features of this system make it ideal for demanding labs seeking to produce all typical applications in-house, with high quality, using CAD/CAM technology.



## COMPLETE YOUR DIGITAL WORKFLOW.

### cara Mill CAM 4 & 5: Control software for getting started and going in-depth




cara Mill CAM 4 is our “basic” CAM software with no licensing fees. The straightforward interface is perfect for technicians who are just getting started with milling on a machine like cara Mill 2.5. The software allows for 3+2-axes milling in a simple, user-friendly format.

cara Mill CAM 5 is the software of choice for experienced professionals who want to take full advantage of the diverse functionalities of sophisticated milling machines like cara Mill 3.5, 3.5 PRO and 3.5L, 3.5L PRO – but the software is also suitable for cara Mill 2.5. cara Mill CAM 5 allows for simultaneous 5-axes milling in a user-friendly, but in-depth and sophisticated format.

### Milling tools and accessories: Extracting detail

Our milling cutters and grinders meet the highest technical requirements and are extremely cost-efficient due to their long service lives. Milling tools are available with diamond nanoparticle coatings or abrasion-proof galvanic diamond coatings, and specialised tools are available for special cutting geometries.

In addition, there are various preform abutment holders available, which allow simultaneous processing of six blanks in a single operation, and to mill or grind up to 3 block materials with a glass-ceramic adapter respectively.



### cara Mill Vac eco+: The quiet power of clean

cara Mill Vac eco+ is a quiet, compact and powerful dust-extraction solution. This high-performance unit reliably evacuates particles and provides filtration of fumes and fine dust generated by dental marking, milling, cutting, etching or engraving. The low-noise suction system – below 75 dB – also uses a downstream HEPA filter to prevent residual particles from leaking out.

### cara Mill Sinter: Touchscreen temperature control

cara Mill Sinter is the user-friendly solution to the challenge of finding a high-performance, table-top furnace for high-quality dental workshops. Combining precision drying with fast and targeted heating and cooling, this space-saving high-temperature furnace features low power consumption and short sintering cycles at up to 1,530°C (1,560°C optional).



Learn more on our website:

[www.kulzer.com/cara-mill](http://www.kulzer.com/cara-mill)

## CARA PRINT 4.0

### QUICK, PRECISE, ECONOMICAL: THE PERFECT FIT.

Finally, a fast 3D printer that meets all the accuracy requirements for polymer-based dental appliances. cara Print 4.0 is the new 3D printer built specifically for dental technicians – by dental experts at Kulzer – with many advantages over other printers:

- uses a high-quality photopolymer
- produces monochrome dental appliances and precise restorations
- faster and more economical

#### Quick & Easy

Thanks to a user-friendly interface, both beginners and experts in CAD/CAM can reap the benefits.

- One hour or less to print most restorations
- Simultaneous printing of multiple restorations
- Digital Light Projection (DLP) generates each layer in a single flash

#### Precise & accurate

The results of the cara Print 4.0 can be seen and felt immediately:

- smoother, more homogeneous surfaces.
- exceptional precision
- restorations can be positioned in almost any direction
- perfect fit

#### Economical

The cara Print 4.0 in-house manufacturing process reduces costs and time.

- Additive process reduces waste
- Long-lasting resin tray
- Refill system instead of cartridges



#### Technical details at a glance:

Polymerization technology	Digital Light Projection (HD DLP @ 405 nm)
Building area	103x58x130 mm
Resolution (X & Y-axes)	53.6 µm
Layer thickness (Z-axis resolution):	30–100 µm (varies by indication & speed vs. resolution needs)
Average build speed	50 mm/hour (@50 µm)
Min./Max. build speed	15–120 mm/hour
Average duration of 1 print cycle	<1 hour
Connectivity	WiFi, Ethernet or USB
Input format	open STL
CAD software compatibility	All CAD programs using open STL
CAM software	cara Print CAM, included with purchase
Printer dimensions	267x420x593 mm
Printer weight	21 kg
Non-curing resin trays	2 included with purchase

## CARA PRINT 4.0

### A COMPREHENSIVE, YET OPEN DIGITAL WORKFLOW

The cara system for 3D printing works with open STL files commonly used by CAD programs, such as 3Shape. cara Print CAM software is included with the purchase of cara Print 4.0, so no hidden licensing fees!

#### Materials: dima Print

cara Print 4.0 will work with our resins that cure at 405 nm. dima Print materials, created with a deep knowledge of 3D printing, are especially designed to deliver perfect results.

#### Post-curing: HiLite® Power 3D

HiLite Power 3D, the high-performance light-polymerization unit can be used with all light-curing dental materials.

#### cara Service

Our experts ensure a quick learning curve and long-term support.

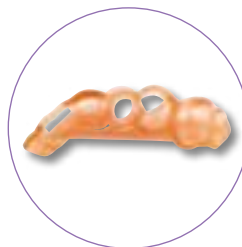
#### Overview of applications:



A night guard,  
made with  
dima Print Ortho



An individual impres-  
sion tray, made with  
dima Print Impression



A surgical drill guide,  
made with  
dima Print Guide



A dental model,  
made with  
dima Print Model



A CAD-to-cast structure,  
made with  
dima Print Cast

dima Print materials will be available for further indications, including:

- Temporary prosthetic restorations
- Permanent prosthetic restorations (e.g. crowns & bridges)
- Denture bases

Learn more on our website:


[www.kulzer.com/cara-print](http://www.kulzer.com/cara-print)

## CARA IMPLANT PROSTHETICS.

### THE SAFE WAY TO ENHANCED AESTHETICS.

Implantology and aesthetic dentistry are inseparable in dental prosthetics and dentistry. Just like the cara I-Products and the implant systems of your choice! The customised abutments and superstructures for high-quality dental restorations offer you the perfect conditions for taking your first steps in the growing world of implant prosthetics or expanding your market position.

The use of cara I-Products pays off for you. For example, the naturally shaped emergence profile and the individually designable abutment make it even easier for you to achieve first-class results. For maximum flexibility, the screw channel can even be angled on the cara I-Butment CoCr angled, cara I-Bridge angled and cara I-Bar angled. This offers you considerably more technical flexibility and also allows you to expand your range of services significantly. The secure, reliable direct screw connection means you do not need any more abutments for adjusting divergent implants. For you, that means fewer parts and work steps and thus increased cost-efficiency and time savings.



From left to right: one-piece cara I-Butment, cara I-Bar and cara I-Bridge with implant also made of titanium.

### cara Warranty

As a technology pioneer, our company boasts much more experience than our imitators. In combination with state-of-the-art production processes and a professional quality assurance system, this allows us to offer you guarantees spanning up to 20-years<sup>1</sup> on cara I-products. The prosthetic solutions that offer you the greatest flexibility are thus also covered by the most comprehensive guarantee.



### cara I-Solutions

The cara I-Products are available for a wide variety of implant systems<sup>2</sup>. You can find more detailed information on which system is best suited to which indication in the continuously updated platform overviews at [kulzer.com/cara](http://kulzer.com/cara)

Manufacturer	
ANKYLOS®	Neoss®
ASTRA TECH Implant System®	Nobel Biocare®
Bego®	Osstem®
BioHorizons®	Straumann®
Biomet 3i™	Sweden&Martina
Bränemark System®	Thommen®
Bredent®	TRI®-Vent
Camlog® Implant System	XIVE®
Dentaurum tioLogic®	Zimmer Dental

<sup>1</sup> cara guarantees depending on material selection: cara I-Butment 5–10 years, cara I-Bridge 5–20 years, cara I-Bar 10 years.

<sup>2</sup> The registered trademarks and company names are the property of the respective companies.

## 6.3 IMPLANT PROSTHETICS

## CARA I-BUTMENT

## CARA I-BUTMENT®.

## CUSTOMISED ABUTMENTS WITH A PERFECT FIT.

Take advantage of the benefits of customised cara I-Butments in comparison with standard abutments. We guarantee you the highest quality, a perfect fit and accuracy to your specifications with CAD/CAM production. This allows you to adapt the cement margin to the gingival level. They not only look like real teeth but also reduce the risk of periimplantitis.

cara offers you the perfect abutment for every indication and aesthetic situation. You have the choice between two-piece abutments made of zirconium dioxide on a titanium interface and one-piece titanium or cobalt-chrome abutments. The naturally shaped emergence profile, the simple adjustment of divergent implants and the possibility of angling the abutment geometry by up to 25° with cara I-Butment CoCr are additional benefits.




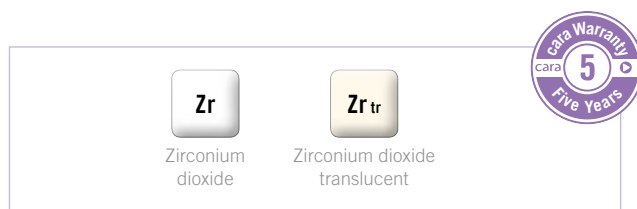
Two-piece zirconium abutment on titanium interface.



One-piece titanium abutment.



cara I-Butment angled CoCr with angled screw channel.



cara I-Butment CoCr angled with screw channel angled up to 25°.

## 6.3 IMPLANT PROSTHETICS

### CARA I-BRIDGE

#### CARA I-BRIDGE®.

#### FLEXIBILITY WITH ANGLED SCREW CHANNELS.

Our innovative prosthetics update speaks for itself! cara I-Bridge regular with straight screw channels and cara I-Bridge angled with angled screw channels are accurately produced and homogeneous implant bridges with an optimal fit. They offer increased safety thanks to stress-free bridges and the screw connection reduces the risk of periimplantitis. cara I-Bridge are produced with the latest CAD/CAM technology in our production centre in Hanau, Germany, and are available for all market-leading implants systems via the “cara I-Bridge New Connection”.

<div style="text-align: center;">  <p><b>Zr</b></p> <p>Zirconium dioxide</p> </div> <div style="text-align: right;">  </div>	<div style="text-align: center;">  <p><b>Ti</b></p> <p>Titanium</p> </div> <div style="text-align: center;">  <p><b>CoCr</b> SLM</p> <p>Cobalt-Chrome SLM</p> </div> <div style="text-align: center;">  <p><b>CoCr</b> milled</p> <p>Cobalt-Chrome milled</p> </div> <div style="text-align: right;">  </div>
--	---

#### cara I-Bridge regular

The superstructure in the version with straight screw channels is available in cobalt-chrome and titanium. cara I-Bridge regular can be adapted with spacer sleeves or – if the implant is already well positioned – placed at implant level. The screw connection directly with the implant is not only exceptionally effective and cost-efficient, but also highly recommendable from an aesthetic perspective.



cara I-Bridge angled by Zahnkreation Wolfgang Sommer.

#### cara I-Bridge angled

Only cara has the original! cara I-Bridge angled is based on the patented production process with angled screw channels. It is an accurately produced implant bridge made of titanium or cobalt-chrome with the possibility of angling the screw channels by up to 25°. This ensures optimal positioning of the implant bridge without cost-intensive abutments and thus makes cara I-Bridge angled a cost-efficient and aesthetically pleasing solution.



cara I-Bridge angled:  
up to 25° more flexible thanks to  
the screw channel which can be angled.



## 6.3 IMPLANT PROSTHETICS

## CARA I-BAR

## CARA I-BAR®.

## STRESS-FREE AND ACCURATE FIT.

The cara I-Bar is our answer to your desire for a reliable primary structure for a dental restoration that can be removed under certain conditions. To ensure a stress-free fit, cara I-Bar is produced from a block of cobalt-chrome or titanium. The dental restoration is suitable for a wide range of indications and leading implant systems, can be individually designed and can be adjusted to reflect the natural contours of the gingiva. The CAD design process remains in your hands: simply use the standardised or custom-designed bar and adjust it to fit the patient. You can include a range of different types of attachments and are not limited by the number of implants per jaw.



## cara I-Bar regular

The individually produced CAD/CAM bars already offer you a wide range of application possibilities in the cara I-Bar regular version. The bars can be screwed on any number of implants – on common implant systems and for every patient case.

## cara I-Bar angled

All the knowledge of cara production is used to ensure an accurate fit and optimal precision. The patented possibility of angling the screw channel by up to 20° ensures longer-lasting friction surfaces and also offers you increased flexibility.



Bar work on six implants in the mandible.



The bar is divided into three parts for simpler cleaning.



The finished piece rotated laterally to the left.



The primary structure is optimally adjusted to the natural contours of the gingiva.

## 6.3 IMPLANT PROSTHETICS

CARA YANTALOC

## CARA YANTALOC®.

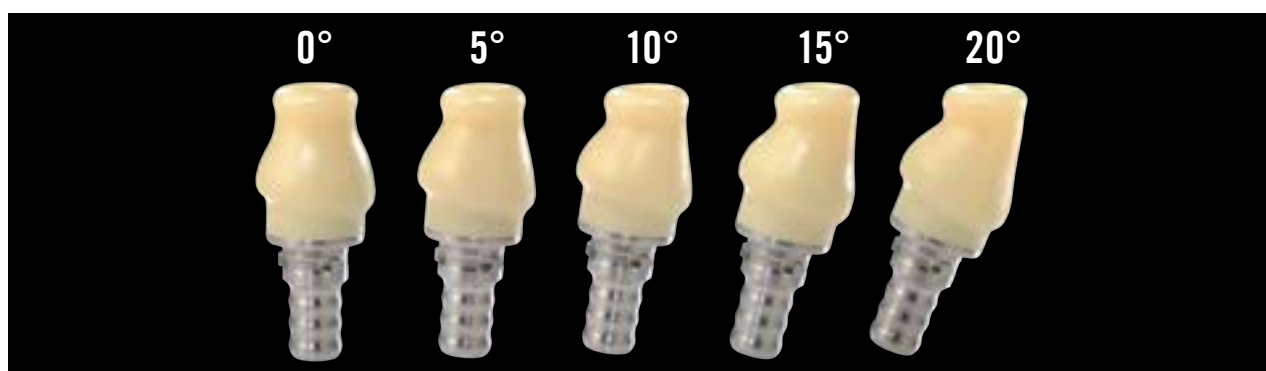
## STABLE GRIP FOR DENTAL RESTORATIONS.

**Zr**

Provide a stable grip and minimise the risk of periimplantitis: cara YantaLoc can do both! The patent-pending connection comprising of a screw retained Titanium base with an angled zirconium dioxide structure and an attachment function allows users to fix removable dental restorations to implants safely. The smooth zirconium dioxide surface prevents wear of the retention elements in the matrix: That makes regular replacement unnecessary and your patients can bite down hard for longer.

The structure is made of zirconium dioxide and offers excellent soft tissue integration and pseudoadhesion of the gingiva, less plaque and lower bacterial deposits than on metallic abutments. Alloy-triggered allergies can be ruled out with high performance ceramics. Cleaning is simple too: even with a regular toothbrush.

YantaLoc can be used on a wide range of standard implant systems. Thanks to five different angulations from straight to 20° and the slim construction, even difficult implant positions can be easily compensated. With their tooth-like colour, the ceramic structure creates a thoroughly aesthetic effect in the mouth.



Users can order cara YantaLoc in five different angulations up to 20°.



**Comparison of the size of cara YantaLoc and cara YantaLoc LV:**  
The Low Version allows the height to be significantly reduced to a minimum of only 4.00mm and a gingival margin of 1–2 mm instead of the previous 7.19mm and 1–3 mm.



Bonding of the zirconia retainer on a titanium base and subsequent screw connection in the practice.

## 6.4 CROWN AND BRIDGE PROSTHETICS

CARA CROWNS, BRIDGES AND MORE

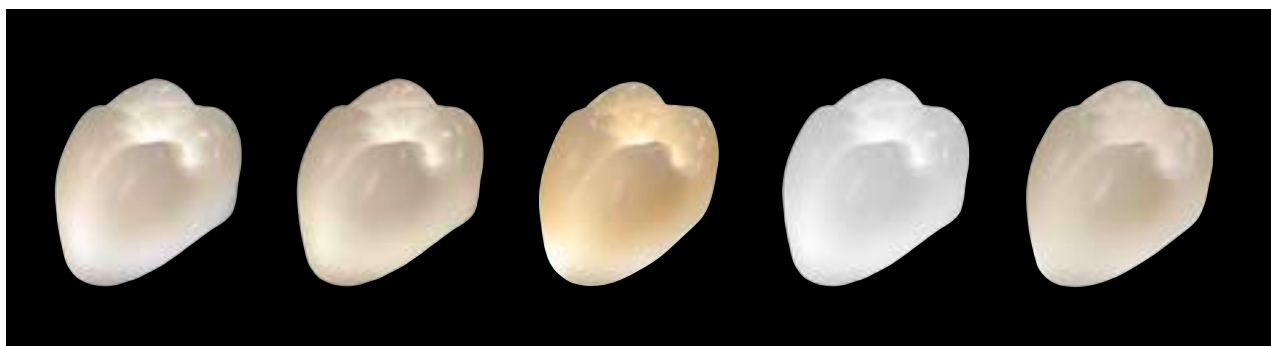
## CARA CROWNS, BRIDGES AND MORE.

ALWAYS THE RIGHT MATERIAL.

## cara translucent zirconium dioxide

 $Zr_{tr}$  $Zr_{ML}$ 

The translucent zirconium dioxide from cara can be used to produce monolithic crowns and bridges constructions cost-effectively and to produce optically appealing frames for customised ceramic veneering. The extremely high translucency and tooth-coloured shading make the material a cost-effective alternative to non-precious metal all-cast crowns – especially in the posterior dental region. In combination with HeraCeram Universal stains in paste form and HeraCeram Zirkonia ceramics, you can produce aesthetic prostheses for every indication. cara 5-Year Warranty offers you and your patients additional security.



From left to right: cara translucent zirconium dioxide in transmitted light in the colour spectra light, medium and intensive as well as white WS and B-medium WS.

## cara lithium disilicate

 $LiSi_2^*$ 

The cara lithium disilicate complements the all-ceramic product range for high-quality single-tooth restorations. The fact that they are made from the tried-and-tested IPS e.max® CAD blanks from Ivoclar Vivadent and the sophisticated and specially adapted grinding strategy ensures that you receive  $LiSi_2$  in outstanding cara quality. The 3Shape DentalDesigner™ software allows you to design inlays and onlays as well as cutback and fully anatomical crowns simply and efficiently. You then receive the products you require back from the cara Production Centre in an uncrystallised state – and can personalise them as required.



From left to right: completed restoration, finished with HeraCeram Zirkonia 750 and Stains universal.

\* cara  $LiSi_2$  frames are made of well-proven IPS e.max® CAD blanks by Ivoclar Vivadent.

## 6.4 CROWN AND BRIDGE PROSTHETICS

CARA CROWNS, BRIDGES AND MORE

## cara polymethyl methacrylate



Tried-and-tested quality from cara. The tooth-coloured polymethyl methacrylate acrylics in the two colours cara Temp PMMA light and cara Temp PMMA medium are ideal tools for laboratory fabricated temporary restorations. They can be designed simply and produced cost-effectively. The accurately fitting production makes them the first choice for long-term temporaries too. The residue-free, burn-out plastic cara Cast PMMA is exclusively approved for extraoral use and is perfect for the production of crowns and bridges using the press-to or casting techniques.



From left to right: cara temporary restorations in the colours PMMA light and PMMA medium.

## cara cobalt-chrome



Save yourself extensive reworking! cara cobalt-chrome alloys are ceramic bonding alloys which are free from beryllium and cadmium and with which you can produce a smooth, ready-to-veneer frame with no trouble at all. The CoCr frameworks manufactured with the selected laser melting (SLM) additive production process are as homogeneous and accurately fitting as perfectly cast non-precious metal crowns and bridges. The layered build up offers maximum design freedom and allows precise fabrication of delicate structures. The subtractive milling process for framework structures, telescopes and fully anatomic units is characterised by its extremely smooth surfaces. 10-year cara guarantees are included with both versions.



Excellent fit (CoCr SLM).



Very smooth and shiny surface (CoCr milled).

## cara has a lot more to offer you!

Find out more about your possibilities on our website.  
Or contact our local sales representatives in your country.

[kulzer.com/cara](http://kulzer.com/cara)



## 7 DIMA

# CHOOSE QUALITY AND GET THE BEST RESULTS.

### DIMA MATERIAL – AS IF IT WAS MADE FOR YOU.

dima represents a comprehensive range of CAD/CAM discs for high quality dental restorations. Manufactured using the most modern production processes, such as, for example, isostatic press processes, we offer materials that set new standards in terms of dimensional stability, milling properties, accuracy of fit and indication variety, as well as from aesthetic aspects.

Based on our several years of know-how in central machine-based material processing, we present you with the dima programme CAD/CAM discs with outstanding processing and material properties and proven service surrounding our products for digital finishing.

Kulzer combined its longstanding materials expertise with deep knowledge of 3D printing to create dima Print materials. The materials and 3D printing process are perfectly matched to ensure the best results.

## 7 DIMA MATERIAL

7.1	ZIRCONIUM DIOXIDE	PAGE 146
7.2	PMMA	PAGE 152
7.3	WAX	PAGE 153
7.4	COBALT CHROME	PAGE 153
7.5	VENEERING CERAMICS, MILLING MACHINES AND ACCESSORIES	PAGE 154
7.6	3D PRINT RESINS	PAGE 155



**dima®**

Top quality for the best results.

Giving a hand to oral health.



**KULZER**  
MITSUI CHEMICALS GROUP



# 7 DIMA MATERIAL

## 7.1 ZIRCONIUM DIOXIDE

### dima Mill Zirconia Multilayer (ML)

#### Better results, less finishing work.

The multichrome structure of dima Mill Zirconia ML enables dental technicians achieve natural shading results which can be varied according to where the restoration is positioned within the disc. It is a real highlight offering key advantages in terms of processing and aesthetics.

#### A nuance more beautiful.

- Multilayer zirconia for maximum authenticity from the dentine core to the incisal edge
- Outstanding translucence and natural shade gradient
- 4 seamlessly integrated colour layers
- 3 highly translucent shades: Shade A, B and C (This gives users the option of reliable and direct use of the V-shades, A1–A3, B1–B3 and C1–C3)
- Matched to HeraCeram ceramics and stain shades for the perfect finish

#### A nuance more efficient.

- Improved aesthetics with less time and expense
- Flexible control of the shade gradient by height positioning during nesting
- Enamelling in the posterior region is generally sufficient and in many cases additional colouring is no longer required.
- Highest fitting accuracy and tool-sparing processing with high edge stability

#### A nuance easier.

- Crowns and bridges are almost ready after sintering
- Homogeneous structural density for maximum and torsion-free control of sintering shrinkage
- Work results in reliable quality
- Obtain excellent results even without extensive customisation

#### Indications

- Individual crowns and bridges with up to 16 units
- Inlays, onlays and veneers
- Height: 18 mm and soon also 22 mm





## Innovative on principle.

**dima Mill Zirconia ML** now takes dental aesthetics and efficiency to an even higher level. The multichrome and highly translucent multilayer material with four seamlessly integrated colour layers shows a natural gradient that makes your restorations appear absolutely authentic. At the same time the finishing work is reduced to a minimum or can even be eliminated completely.

dima Mill Zirconia ML is suitable for cara milling solutions and all standard milling machines with Ø 98.5 mm format, also like the **cara Mill 2.5, 3.5 , 3.5 Pro, 3.5L and 3.5L Pro**.



### dima Mill Zirconia ML

Delivery form	Art. code
<b>dima Mill Zirconia ML Shade A</b>	
dima Mill Zirconia ML 18 mm, Shade A	<b>6606 5511</b>
dima Mill Zirconia ML 22 mm, Shade A	<b>6606 6854</b>
<b>dima Mill Zirconia ML Shade B</b>	
dima Mill Zirconia ML 18 mm, Shade B	<b>6606 5512</b>
dima Mill Zirconia ML 22 mm, Shade B	<b>6606 6855</b>
<b>dima Mill Zirconia ML Shade C</b>	
dima Mill Zirconia ML 18 mm, Shade C	<b>6606 5513</b>
dima Mill Zirconia ML 22 mm, Shade C	<b>6606 6856</b>

# 7 DIMA MATERIAL

## 7.1 ZIRCONIUM DIOXIDE



### High reliability in terms of processes.

Zirconia is a material that has stood the test of time. dima Mill Zirconia, however, has the added benefit of meeting the high quality standards that Kulzer sets for its materials.

dima Mill Zirconia offers outstanding milling, high edge stability and simple processing, along with the assurance that it will not damage your machine tools. The homogeneous structural density of the dima Mill discs ensures maximum control and zero torsion when sintering.

#### dima Mill Zirconia ST – proven solution with natural optics

dima Mill Zirconia ST (semi-translucent) has only slight translucency. In terms of aesthetic aspects, dima Mill Zirconia ST is used everywhere where translucency is not desired or required. It is available in shades white, B light and A intensive.



## ZIRCONIUM DIOXIDE SEMI-TRANSLUCENT

### dima Mill Zirconia ST white

Size and Colour	Art. code
99 x 10 white	<b>6606 4113</b>
99 x 14 white	<b>6606 4114</b>
99 x 18 white	<b>6606 4115</b>
99 x 25 white	<b>6606 4116</b>

### dima Mill Zirconia ST A intensive

Size and Colour	Art. code
99 x 10 A intensive	<b>6606 4161</b>
99 x 14 A intensive	<b>6606 4162</b>
99 x 18 A intensive	<b>6606 4163</b>
99 x 25 A intensive	<b>6606 4164</b>

### dima Mill Zirconia ST B light

Size and Colour	Art. code
99 x 10 B light	<b>6606 4117</b>
99 x 14 B light	<b>6606 4118</b>
99 x 18 B light	<b>6606 4119</b>
99 x 25 B light	<b>6606 4120</b>



### dima Mill Zirconia HT – a beautiful and strong material

Benefit in several ways. dima Mill Zirconia HT (highly translucent) is your first choice for economical manufacture of monolithic crown and bridge constructions as well as optically demanding frameworks for ceramic veneering. The high translucency and specific shading impress with results that appear especially natural. That makes this material into an outstanding alternative to non-precious metal crowns – not only in the posterior regions. dima Mill Zirconia highly translucent is available in the shades white, light, medium and intensive.

#### Indications

- Crowns and bridges up to 16 units
- Full anatomic, monolithic zirconia dioxide crowns and frameworks
- Primary components for telescopic and tapered crowns
- Inlays, onlays and veneers
- Two-piece abutments
- 4 different heights: 10mm, 14 mm, 18 mm and 25 mm

16 Shades  
available

### dima Mill Zirconia HT & HTE – Your art makes it perfect

dima Zirconia is now available in 16 shades (and also one bleach & one white). These shades were created to imitate the natural tone of natural dentine – the perfect base for ceramic restorations. dima Mill Zirconia HT offers the perfect dentine base for high quality and aesthetic ceramic veneering. dima Mill Zirconia HTE offers extra translucence for brilliant monolithics or ceramic veneers that seem to glow from within.

When combined with your skill in ceramic layering, staining and glazing, dima Mill Zirconia HT and HTE offer cost-effective and time-saving options for natural-looking results, excellent aesthetics and satisfied patients.



## ZIRCONIUM DIOXIDE HIGHLY TRANSLUCENT

### dima Mill Zirconia HT white

Size and Colour	Art. code
HT 99 x 10 white	<b>6606 4165</b>
HT 99 x 14 white	<b>6606 4166</b>
HT 99 x 18 white	<b>6606 4167</b>
HT 99 x 25 white	<b>6606 4168</b>

### dima Mill Zirconia HT light

Size and Colour	Art. code
HT 99 x 10 light	<b>6606 4169</b>
HT 99 x 14 light	<b>6606 4170</b>
HT 99 x 18 light	<b>6606 4171</b>
HT 99 x 25 light	<b>6606 4172</b>

### dima Mill Zirconia HT medium

Size and Colour	Art. code
HT 99 x 10 medium	<b>6606 4173</b>
HT 99 x 14 medium	<b>6606 4174</b>
HT 99 x 18 medium	<b>6606 4175</b>
HT 99 x 25 medium	<b>6606 4176</b>

### dima Mill Zirconia HT intensive

Size and Colour	Art. code
HT 99 x 10 intensive	<b>6606 4177</b>
HT 99 x 14 intensive	<b>6606 4178</b>
HT 99 x 18 intensive	<b>6606 4179</b>
HT 99 x 25 intensive	<b>6606 4180</b>



Achieve perfect, reliable sintering results with cara Sinterpearls (Art. code 6606 3980).

## ZIRCONIUM DIOXIDE HIGHLY TRANSLUCENT

### dima Mill Zirconia HT, A-shades

Size and Colour	Art. code
A1 99x10 mm	<b>6607 0005</b>
A1 99x14 mm	<b>6607 0006</b>
A1 99x18 mm	<b>6607 0007</b>
A1 99x25 mm	<b>6607 0008</b>
A2 99x10 mm	<b>6607 0009</b>
A2 99x14 mm	<b>6607 0010</b>
A2 99x18 mm	<b>6607 0011</b>
A2 99x25 mm	<b>6607 0012</b>
A3 99x10 mm	<b>6607 0013</b>
A3 99x14 mm	<b>6607 0014</b>
A3 99x18 mm	<b>6607 0015</b>
A3 99x25 mm	<b>6607 0016</b>
A3.5 99x10 mm	<b>6607 0017</b>
A3.5 99x14 mm	<b>6607 0018</b>
A3.5 99x18 mm	<b>6607 0019</b>
A3.5 99x25 mm	<b>6607 0020</b>
A4 99x10 mm	<b>6607 0022</b>
A4 99x14 mm	<b>6607 0024</b>
A4 99x18 mm	<b>6607 0025</b>
A4 99x25 mm	<b>6607 0026</b>

### dima Mill Zirconia HT, B-shades

Size and Colour	Art. code
B1 99x10 mm	<b>6607 0028</b>
B1 99x14 mm	<b>6607 0029</b>
B1 99x18 mm	<b>6607 0030</b>
B1 99x25 mm	<b>6607 0031</b>
B2 99x10 mm	<b>6607 0034</b>
B2 99x14 mm	<b>6607 0036</b>
B2 99x18 mm	<b>6607 0037</b>
B2 99x25 mm	<b>6607 0038</b>
B3 99x10 mm	<b>6607 0039</b>
B3 99x14 mm	<b>6607 0040</b>
B3 99x18 mm	<b>6607 0041</b>
B3 99x25 mm	<b>6607 0042</b>
B4 99x10 mm	<b>6607 0043</b>
B4 99x14 mm	<b>6607 0044</b>
B4 99x18 mm	<b>6607 0046</b>
B4 99x25 mm	<b>6607 0047</b>

### dima Mill Zirconia HT, C-shades

Size and Colour	Art. code
C1 99x10 mm	<b>6607 0048</b>
C1 99x14 mm	<b>6607 0049</b>
C1 99x18 mm	<b>6607 0050</b>
C1 99x25 mm	<b>6607 0053</b>
C2 99x10 mm	<b>6607 0054</b>
C2 99x14 mm	<b>6607 0055</b>
C2 99x18 mm	<b>6607 0056</b>
C2 99x25 mm	<b>6607 0058</b>
C3 99x10 mm	<b>6607 0059</b>
C3 99x14 mm	<b>6607 0060</b>
C3 99x18 mm	<b>6607 0061</b>
C3 99x25 mm	<b>6607 0062</b>
C4 99x10 mm	<b>6607 0064</b>
C4 99x14 mm	<b>6607 0065</b>
C4 99x18 mm	<b>6607 0066</b>
C4 99x25 mm	<b>6607 0067</b>

### dima Mill Zirconia HT, D-shades

Size and Colour	Art. code
D2 99x10 mm	<b>6607 0068</b>
D2 99x14 mm	<b>6607 0069</b>
D2 99x18 mm	<b>6607 0070</b>
D2 99x25 mm	<b>6607 0071</b>
D3 99x10 mm	<b>6607 0072</b>
D3 99x14 mm	<b>6607 0073</b>
D4 99x10 mm	<b>6607 0076</b>
D4 99x14 mm	<b>6607 0077</b>
D4 99x18 mm	<b>6607 0078</b>
D4 99x25 mm	<b>6607 0079</b>

### dima Mill Zirconia HT, bleach

Size and Colour	Art. code
bleach 99x10 mm	<b>6607 6480</b>
bleach 99x14 mm	<b>6607 6481</b>
bleach 99x18 mm	<b>6607 6482</b>
bleach 99x25 mm	<b>6607 6483</b>

### dima Mill Zirconia HT, white

Size and Colour	Art. code
white 99x10 mm	<b>6606 4165</b>
white 99x14 mm	<b>6606 4166</b>
white 99x18 mm	<b>6606 4167</b>
white 99x25 mm	<b>6606 4168</b>

# ZIRCONIUM DIOXIDE HIGHLY TRANSLUCENT ESTHETIC

## dima Mill Zirconia HTE, A-shades

Size and Colour	Art. code
A1 99x10 mm	<b>6607 0084</b>
A1 99x14 mm	<b>6607 0085</b>
A1 99x18 mm	<b>6607 0086</b>
A1 99x25 mm	<b>6607 0087</b>
A2 99x10 mm	<b>6607 0088</b>
A2 99x14 mm	<b>6607 0089</b>
A2 99x18 mm	<b>6607 0090</b>
A2 99x25 mm	<b>6607 0091</b>
A3 99x10 mm	<b>6607 0092</b>
A3 99x14 mm	<b>6607 0093</b>
A3 99x18 mm	<b>6607 0094</b>
A3 99x25 mm	<b>6607 0095</b>
A3.5 99x10 mm	<b>6607 0096</b>
A3.5 99x14 mm	<b>6607 0097</b>
A3.5 99x18 mm	<b>6607 0098</b>
A3.5 99x25 mm	<b>6607 0099</b>
A4 99x10 mm	<b>6607 0100</b>
A4 99x14 mm	<b>6607 0101</b>
A4 99x18 mm	<b>6607 0102</b>
A4 99x25 mm	<b>6607 0103</b>

## dima Mill Zirconia HTE, B-shades

Size and Colour	Art. code
B1 99x10 mm	<b>6607 0104</b>
B1 99x14 mm	<b>6607 0105</b>
B1 99x18 mm	<b>6607 0106</b>
B1 99x25 mm	<b>6607 0107</b>
B2 99x10 mm	<b>6607 0108</b>
B2 99x14 mm	<b>6607 0109</b>
B2 99x18 mm	<b>6607 0110</b>
B2 99x25 mm	<b>6607 0111</b>
B3 99x10 mm	<b>6607 0112</b>
B3 99x14 mm	<b>6607 0113</b>
B3 99x18 mm	<b>6607 0114</b>
B3 99x25 mm	<b>6607 0115</b>
B4 99x10 mm	<b>6607 0116</b>
B4 99x14 mm	<b>6607 0117</b>
B4 99x18 mm	<b>6607 0118</b>
B4 99x25 mm	<b>6607 0119</b>

## dima Mill Zirconia HTE, C-shades

Size and Colour	Art. code
C1 99x10 mm	<b>6607 0120</b>
C1 99x14 mm	<b>6607 0121</b>
C1 99x18 mm	<b>6607 0122</b>
C1 99x25 mm	<b>6607 0123</b>
C2 99x10 mm	<b>6607 0124</b>
C2 99x14 mm	<b>6607 0125</b>
C2 99x18 mm	<b>6607 0126</b>
C2 99x25 mm	<b>6607 0127</b>
C3 99x10 mm	<b>6607 0128</b>
C3 99x14 mm	<b>6607 0129</b>
C3 99x18 mm	<b>6607 0130</b>
C3 99x25 mm	<b>6607 0131</b>
C4 99x10 mm	<b>6607 0132</b>
C4 99x14 mm	<b>6607 0133</b>
C4 99x18 mm	<b>6607 0134</b>
C4 99x25 mm	<b>6607 0135</b>

## dima Mill Zirconia HTE, D-shades

Size and Colour	Art. code
D2 99x10 mm	<b>6607 0136</b>
D2 99x14 mm	<b>6607 0137</b>
D2 99x18 mm	<b>6607 0138</b>
D2 99x25 mm	<b>6607 0139</b>
D3 99x10 mm	<b>6607 0140</b>
D3 99x14 mm	<b>6607 0141</b>
D3 99x18 mm	<b>6607 0142</b>
D3 99x25 mm	<b>6607 0143</b>
D4 99x10 mm	<b>6607 0144</b>
D4 99x14 mm	<b>6607 0145</b>
D4 99x18 mm	<b>6607 0146</b>
D4 99x25 mm	<b>6607 0147</b>

## dima Mill Zirconia HTE, bleach

Size and Colour	Art. code
bleach 99x10 mm	<b>6607 6484</b>
bleach 99x14 mm	<b>6607 6485</b>
bleach 99x18 mm	<b>6607 6486</b>
bleach 99x25 mm	<b>6607 6487</b>

## dima Mill Zirconia HTE, white

Size and Colour	Art. code
white 99x10 mm	<b>6606 4181</b>
white 99x14 mm	<b>6606 4182</b>
white 99x18 mm	<b>6606 4183</b>
white 99x25 mm	<b>6606 4184</b>

## 7 DIMA MATERIAL

### 7.2 PMMA



#### dima Mill temp

Size and Colour	Art. code
99-16 A1	<b>6606 4122</b>
99-20 A1	<b>6606 4124</b>
99-16 A2	<b>6606 4095</b>
99-20 A2	<b>6606 4096</b>
99-16 A3	<b>6606 4097</b>
99-20 A3	<b>6606 4098</b>
99-16 A3,5	<b>6606 4099</b>
99-20 A3,5	<b>6606 4100</b>
99-16 B2	<b>6606 4143</b>
99-20 B2	<b>6606 4144</b>
99-16 B3	<b>6606 4145</b>
99-20 B3	<b>6606 4146</b>
99-16 C2	<b>6606 4147</b>
99-20 C2	<b>6606 4148</b>
99-16 D2	<b>6606 4149</b>
99-20 D2	<b>6606 4150</b>
99-16 clear	<b>6606 4151</b>
99-20 clear	<b>6606 4152</b>

Best brand quality from Kulzer.

With the highly cross-linked polymethyl methacrylate (PMMA) you can easily combine precise processing with outstanding material properties. Excellent milling behaviour, high stability and good polishing properties made dima Mill temp a first-class choice for laboratory fabricated temporary restorations and splints. dima Mill temp is available in the eight colours A1, A2, A3, A3.5, B2, B3, C2, D2 and clear.

#### Indications

- Crowns and bridges and primary telescopes for temporary treatments as well as for pouring and press techniques
- Splints for therapeutic treatment and functional diagnostics as well as drilling templates
- Heights: 16mm and 20mm





## 7.3 WAX

### Quick, accurate and replicable results

dima Mill Wax is a CAD/CAM milling wax suitable for all standard milling machines with Ø 98.5 mm format, such as the cara Mill. These high-end wax blanks are easy to mill without lubrication and deliver clean, smooth-as-glass results – with no smearing or melting.

dima Mill Wax blanks ensure accurate and replicable results that save time when compared to manual design. The strong yet malleable wax offers precise results for casting and (over-) pressing\*, and burns out without residue.

#### Advantages at a glance:

- Excellent and easy millability
- Glass-smooth, smear-proof & bubble-free
- Burns out with no residue
- For casting and pressing/overpressing\*
- Available in blue, green and grey and in three different heights depending on colour



#### Suitable for following restorations:

- Inlays, onlays, single crowns, multi-unit bridges of up to 16 units, abutments, partial dentures\*\*, wax-ups, model castings

\* Only dima Mill Wax blue and grey are recommended for pressing/overpressing.

\*\* We recommend using green for partial dentures due to its elastic property.

#### dima Mill Wax

Size and Colour	Art. code
dima Mill Wax blue	
dima Mill Wax 99x14 mm blue	<b>6606 9191</b>
dima Mill Wax 99x20 mm blue	<b>6606 9192</b>
dima Mill Wax green	
dima Mill Wax 99x20 mm green	<b>6606 9194</b>
dima Mill Wax 99x25 mm green	<b>6606 9197</b>
dima Mill Wax grey	
dima Mill Wax 99x14 mm grey	<b>6606 9198</b>
dima Mill Wax 99x20 mm grey	<b>6606 9199</b>

## 7.4 COBALT CHROME

### Restorations to last a lifetime

Cobalt chrome (CoCr) is an extremely resistant and durable material covering a wide range of indications. The combination of hardness and elasticity means that dima Mill CoCr solid can reliably deliver excellent and precise milling results that last a lifetime. Even very thin and complex structures – such as bridges or abutments – are no problem.

#### Advantages at a glance:

- Easy millability and processing
- Homogeneous material structure
- Save time due to reduced need for polishing and no post-sintering
- Tested, excellent ceramic bonding and veneering, e.g. with Signum and HeraCeram
- Consistent quality and extremely good mechanical properties (see Material properties)
- Alloy type 4 for a wide range of indications

#### Suitable for following restorations:

- Crowns and bridges with up to 16 units
- Full anatomical or for veneering
- Inlay/onlays
- Primary/secondary telescopes
- Attachments, abutments, bars, implant structures



#### dima Mill CoCr solid

Size and Colour	Art. code
dima Mill CoCr solid	
dima Mill CoCr solid 99x8 mm	<b>6607 0827</b>
dima Mill CoCr solid 99x10 mm	<b>6606 9997</b>
dima Mill CoCr solid 99x12 mm	<b>6606 9998</b>
dima Mill CoCr solid 99x13.5 mm	<b>6606 9999</b>
dima Mill CoCr solid 99x15 mm	<b>6607 0000</b>
dima Mill CoCr solid 99x18 mm	<b>6607 0001</b>
dima Mill CoCr solid 99x20 mm	<b>6607 0828</b>

## 7.5 VENEERING CERAMICS, MILLING MACHINES AND ACCESSORIES

The Kulzer programme with that little something extra.

### HeraCeram Stains universal

Content	Art. code
HeraCeram Stains-Set universal	<b>6605 2534</b>
HeraCeram Stains-Set universal, powder	<b>6605 8215</b>

### HeraCeram Stains

Impressive aesthetics with the staining technique. HeraCeram Stains universal and Stains universal powder are ready-to-use stains in paste or powder form for all ceramic lines from Kulzer that cover all indications for ceramic stains.

### HeraCeram Zirkonia 750

HeraCeram Zirkonia 750 stands out with its unique and revolutionary adhesive, ultrafine particle size, highly extended gingival range, and increased shade selection. It has all the aesthetic and professional resources you need to recreate nature on all-ceramic frames.



### In-house milling solutions

With three different mill options from Kulzer – cara Mill 2.5, cara Mill 3.5 and cara Mill 3.5L – labs of all sizes can benefit by keeping their manufacturing business in-house. Labs producing a small to medium amount of restorations with materials like zirconia, PMMA, wax or glass ceramics (excluding hard metals) will get the most benefit from cara Mill 2.5. Larger laboratories and labs with a broad material portfolio, however, might choose to procure a more powerful cara Mill 3.5 or 3.5L (including a loader for up to 12 discs).

### Further milling solutions:

**cara Mill CAM:** Manufacturer-independent CAM systems ranging from beginner to experienced professional editions

**cara Mill Sinter:** High-temperature furnace with short sinter cycles of up to 1,530 °C (1,560°C optional)

**cara Mill Vac eco+:** high-performance and low-noise extraction unit

### External milling support

In times of high-production levels, during a transition phase or just as a back-up, clients can also turn to the cara Production centre, where all the latest production techniques are used.

- **cara Mill 2.5:**  
compact solution for soft materials for 98.5mm discs and blocks
- **cara Mill 3.5:**  
for hard and soft materials for 98.5mm discs and blocks
- **cara Mill 3.5L:**  
for hard and soft materials, with integrated disc loader, for 98.5mm discs and blocks
- **cara Mill CAM 4 & 5:**  
open and manufacturer-independent CAM system for beginner and professionals.
- **cara Mill Sinter:**  
Dekema® high-temperature furnace with short sinter cycles of up to 1,530°C (1,560°C optional)
- **cara Mill Vac eco+:**  
high-performance and low-noise extraction unit
- **cara AS Mill Cut:**  
Milling and grinding tools with long durability for the highest standards of craftsmanship

For further Information about cara milling Solutions please also take a look on page 132 and [www.kulzer.com/cara-mill](http://www.kulzer.com/cara-mill)





## 7.6 3D PRINT RESINS

### dima Print materials: fine-tuned 3D printing resins

#### dima Print

Content	Art. code
dima Print Ortho 1000 g (for splints/ nightguards)	<b>6606 9096</b>
dima Print Impression blue 1000 g (for impression trays)	<b>6606 9098</b>
dima Print Guide 1000 g (for surgical drilling guides)	<b>6606 9099</b>
dima Print Model 1000 g (for Models)	<b>6606 9100</b>
dima Print Cast 1000 g (for casting)	<b>6606 9101</b>

dima Print materials are light-curing monomeric liquids specially optimized for 3D printing and the requirements of dental applications. When used together with cara Print 4.0 and the HiLite Power 3D post-curing unit, technicians benefit from a comprehensive 3D-printing system designed for speed, reliability and value for money.



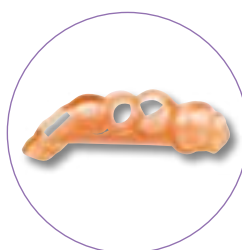
#### Overview of applications:



A night guard,  
made with  
dima Print Ortho



An individual impres-  
sion tray, made with  
dima Print Impression



A surgical drill guide,  
made with  
dima Print Guide



A dental model,  
made with  
dima Print Model



A CAD-to-cast structure,  
made with  
dima Print Cast

dima Print materials will be available for further indications, including:

- Temporary prosthetic restorations
- Permanent prosthetic restorations (e.g. crowns & bridges)
- Denture bases

For further Information about cara Print 4.0 please also take a look on page 134 and [www.kulzer.com/cara-print](http://www.kulzer.com/cara-print)



# PERFECT DIAGNOSTIC IMAGE QUALITY.

The Agfa Dentus range comprises intra-oral and extra-oral X-ray films. It is supported by suitable intensifying screens, film cassettes for extra-oral exposures and processing chemicals.

The X-ray films for intra-oral and extra-oral applications are available in all the standard formats used in practices. All the Agfa Dentus X-ray films provide high image quality at a low radiation dose.

Agfa Dentus Duplicating film is available for making copies of extra-oral X-ray exposures for patients, dentists continuing treatment, insurance companies and documentation purposes.

<b>8</b>	<b>X-RAY MATERIALS</b>	<b>156 – 163</b>
8.1	Intraoral X-ray Films	160
	Agfa Dentus M2 Comfort	160
8.2	Extraoral X-ray Films	161
	Agfa Dentus Ortholux	161
8.3	Accessories	162 – 163
	Agfa Dentus X-ray Chemicals	162



AGFA DENTUS®



**Agfa Dentus®**  
Perfect diagnostic image quality.

Giving a hand to oral health.



**KULZER**  
MITSUI CHEMICALS GROUP

## 8 X-RAY MATERIALS

### 8.1 INTRAORAL X-RAY FILMS

#### AGFA DENTUS M2 COMFORT

## AGFA DENTUS® M2 COMFORT – NOT JUST SAFE – COMFORTABLE TOO.

Agfa Dentus M2 Comfort is a supersensitive intra oral film in the Softopac with particularly high image quality and very low radiation dose requirement. The Agfa Dentus M2 Comfort is compatible with all customary X-ray units. It can be photo-chemically processed with all standard X-ray film chemicals manually, or by machine. When changing to M2 Comfort no additional acceptance test (in accordance with X-ray ordinances) is necessary. Agfa Dentus E and E/F films are not only safe but are also comfortable for the patients due to extra soft packaging.

#### Indications

- Universal intraoral film.
- For manual and automatic processing devices.

#### Benefits

- Easy diagnosis due to high contrast and high maximum density (well visible grey graduations).
- Prevention of camera shakes due to short operation times.
- Softopac with soft film edges.
- Extra soft plastic, saliva resistant and easily disinfected.
- Primary packaging guarantees safe handling even in the darkroom.
- Universal processing indication.
- Long storage life: archiving ensured for up to 30 years.
- Low base misting/fog value.



## PRODUCT OUTLINE

Product	Content	Art. code
<b>E/F-SPEED X-RAY FILMS</b>		
3 x 4 cm, Single film	150 x 1 Sheets	<b>6541 4615</b>
2 x 3 cm, Single film	100 x 1 Sheets	<b>6503 1124</b>
<b>E/F-SPEED X-RAY FILMS</b>		
3 x 4 cm, Double film	150 x 2 Sheets	<b>6541 4623</b>
2 x 3 cm, Double film	100 x 2 Sheets	<b>6503 1256</b>

## 8.2 EXTRAORAL X-RAY FILMS

AGFA DENTUS ORTHOLUX

AGFA DENTUS® ORTHOLUX –  
FOR HIGHEST DIAGNOSTIC DEMANDS.

Agfa Dentus Ortholux is an orthochromatic (green sensitive) extra-oral film for highest brilliance and resolution of detail which can be combined with all commercial green-sensitive intensifying screens e.g. Agfa Dentus Ortho. Thanks to modern crystal and emulsion technology Agfa Dentus Ortholux guarantees excellent image properties at low dose of radiation.

**Indications**

- Panorama layer exposures.
- Cephalometry.
- Mandibular joint examinations.
- Hemimandible technique.

**Benefits****Agfa Dentus Ortholux**

- Extremely sharp.
- Finest resolution of detail.
- Brilliant imaging due to particularly clear blue layer and high contrast.
- Very fine grained picture for homogeneous overall picture.
- Exceptionally low misting at high storage stability.
- Distinct processing stability.



## PRODUCT OUTLINE

Product	Content	Art. code
<b>ORTHOLUX</b>		
12.7 x 30.5 cm	100 Sheets	<b>6600 0311</b>
15 x 30 cm	100 Sheets	<b>6600 0312</b>
18 x 24 cm	100 Sheets	<b>6600 0313</b>
8 x 10 inch	100 Sheets	<b>6600 0314</b>
15 x 30 cm, Register	100 Sheets foldable for archiving	<b>6600 2380</b>



AGFA DENTUS® /X-RAY CHEMICALS –  
OPTIMAL PROCESSING.

The combination of Agfa Dentus developer and Agfa Dentus fixer ensures qualitative high-grade images for intraoral and extraoral technique.

Indication

- For manual processing and hand-basin units.

Benefits

- Colour coding for developers and fixers.
- Dosage assistance on 1-Litre Bottle.
- Free from glutaraldehyde.
- Easy solution preparation for optimal processing.
- Customized pack sizes (1 litre and 125 ml).
- Fully recycleable polyethylene container.



PRODUCT OUTLINE

Product	Content	Art. code
DEVELOPER		
D-1000 Developer Concentrate	1.000 ml, 1 litre = 5.500 ml Solution, for tank development	6528 2194
FIXER		
F-1000 Fixer Concentrate	1.000 ml, 1 litre = 5.500 ml Solution, for tank development	6528 2259



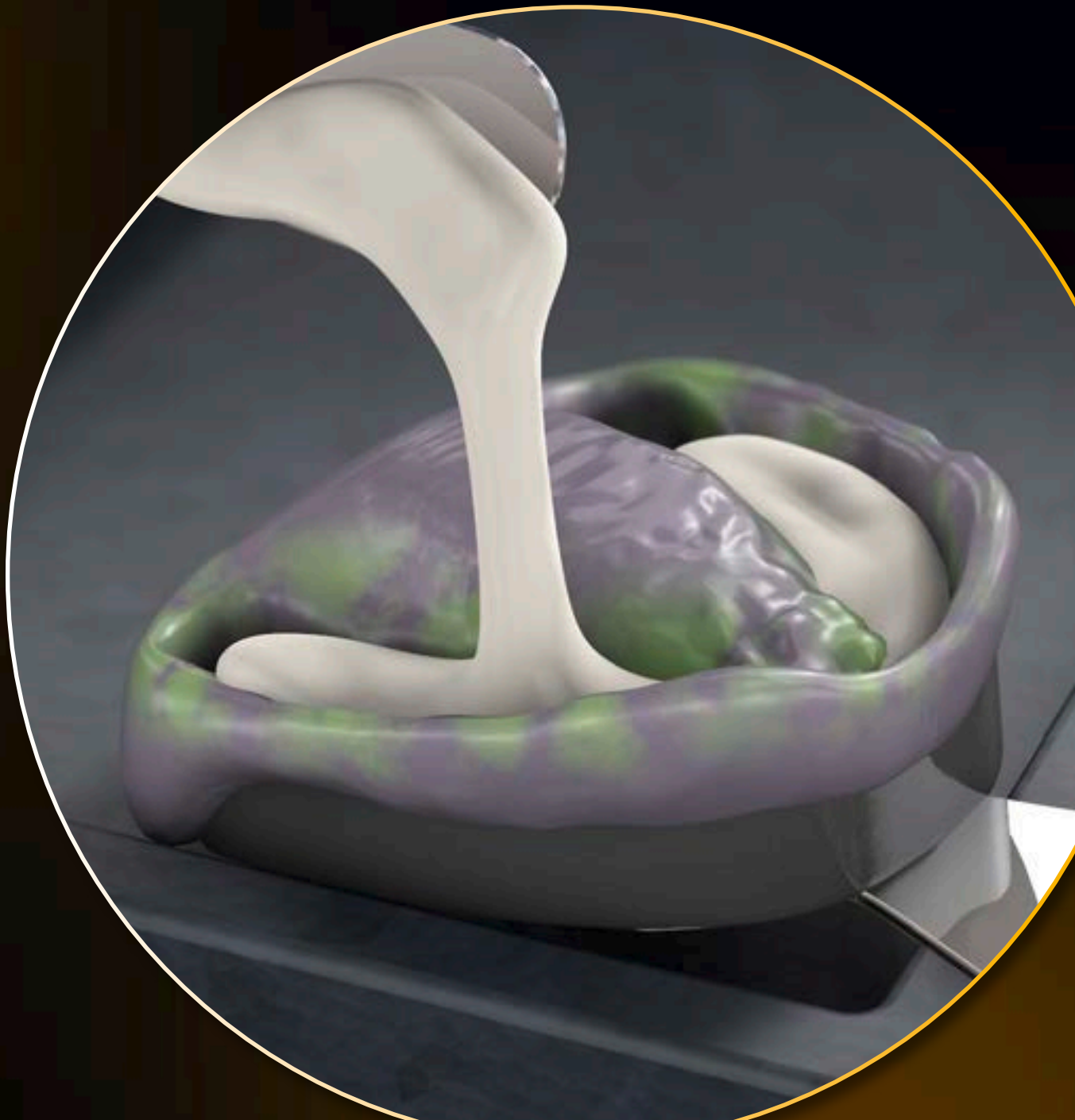
## HERA FOR GOOD REASONS.

Whether for crowns and bridges or model casting, a precisely fitted dental cast is based on an accurate model. Our materials for model fabrication deliver the best prerequisites for optimal results to you down to the smallest detail. Easy, reliable application and first class physical properties. Our dental plasters occupy the leading position in the market: They are developed, optimised and processed to the highest possible level. Our products for model fabrication, such as pin systems, Splitcast systems and insulating agents are perfectly matched. Profit from our many years of experience with materials.

## 9 LABORATORY PRODUCT LINE

164 – 189

<b>9.1</b>	<b>Articulating/Alabaster Plasters</b>	<b>168 – 169</b>
	Molda-Arti	168
	Moldafix	168
	Moldabaster	168
<b>9.2</b>	<b>Typ III Hard Plaster</b>	<b>170 – 171</b>
	Moldano	170
	Moldadur	170
<b>9.3</b>	<b>Typ IV Super Hard Plaster</b>	<b>172 – 177</b>
	Moldarock-Royal	172
	Moldastone	173
	Moldastone CN	174
	Moldasynt	174
<b>9.4</b>	<b>Investment materials</b>	<b>178 – 187</b>
	Moldavest futura	179
	Moldavest exact	179
	Neo Durotherm 7	181
	Moldavest Master	182
	Moldavest Master run	182
	Heravest M Print+	182
	Levotherm	183
	Levogel	183
	Heravest Press	184
	Heravest Premium 2	185
	Heravest Speed	186
<b>9.5</b>	<b>Tray material, isolation material/laboratory silicone</b>	<b>188</b>
	Pekatrax	188
	Optosil	188







**Hera®**  
For good reason.

Giving a hand to oral health.



**KULZER**  
MITSUI CHEMICALS GROUP

## 9.1 ARTICULATING / ALABASTER PLASTERS

MOLDAFIX / MOLDABASTER

### MOLDA-ARTI

Articulation plaster, Type 2 (Class 1) with very low expansion  $\leq 0.03\%$ .

#### Benefits at a glance:

- Super white shade
- Excellent mixing behavior
- Soft and creamy texture
- Due to its stability directly fix the models
- Dimensional stability due to extremely low expansion
- Good adhesion to model and base plasters

#### Indication:

- Fixing models in articulators
- Milling plates
- Occlusal rims
- Overcasts

### MOLDAFIX® / MOLDABASTER® — THE RELIABLE PLASTERS.

Our Type 2 hard plasters MOLDABASTER and MOLDAFIX offer maximum product stability and reliability – developed in co-operation with the manufacturer.

Moldabaster is a multi-purpose alabaster plaster. It is noted for good flow properties and optimum wettability. Mix Moldabaster with Type 3 Moldadur for investment of prosthetics with the acrylic technique. With its short setting times and the option of fast mixing, Moldabaster supports efficient processing. MOLDAFIX is an articulation plaster with very low expansion and permanent dimensional stability.

#### Benefits at a glance:

- very good flow properties
- good wettability
- can be mixed with Moldadur
- for investment of prosthetics in the acrylic technique
- fast mixing and fast setting

### PRODUCT OUTLINE

#### MOLDASTONE DELIVERY FORM

##### Super White

##### Content

1 x 25 kg Sack,  
super white

##### Art. code

6606 6345

### MOLDAFIX ARTICULATION PLASTER, TYPE 2

MOLDAFIX is an articulation plaster with very low expansion  $< 0.03\%$ . It is suitable for the fixing/securing of models in articulators and for the production of matrices and milling sockets.

#### Indications:

- Fixing/securing models in articulators
- Production of matrices
- Production of milling sockets

#### Benefits:

- Immediate fixation, no positional displacement
- Extremely low expansion
- Long lasting dimensional stability
- Individualised processing time, controlled by the addition of water



#### Technical specifications for MOLDAFIX

Shade	white
Delivery form	25 kg Fleece Sack
Mixing ratio	100:28–30
Mix and stir in a vacuum	30 sec
Working time	3 min
Setting time	4 min
Demoulding	---
Compressive strength after 1 hour	18
Setting expansion after 2 hour	0.03



## MOLDABASTER ARTICULATION PLASTER, TYPE 2

MOLDABASTER is a multi-purpose alabaster plaster, distinguished by its good flow behaviour and optimal wettability.

### Indications:

- Investment using acrylic technique (in combination with MOLDAMOL)
- Production of documentation models in orthodontics
- Production of matrices
- Production of anatomical models

### Benefits:

- very good flow properties
- good wettability
- Can be mixed with MOLDAMOL and MOLDADUR for investment of prosthetics in the acrylic technique
- fast mixing and fast setting



### Technical specifications for MOLDABASTER

<b>Shade</b>	white
<b>Delivery form</b>	25 kg Fleece Sack
<b>Mixing ratio</b>	100:45-55
<b>Mix and stir in a vacuum</b>	30 sec
<b>Working time</b>	4 min
<b>Setting time</b>	10 min
<b>Demoulding</b>	30 min
<b>Compressive strength after 1 hour</b>	8
<b>Setting expansion after 2 hour</b>	0.14

## PRODUCT OUTLINE

Product	Content	Art. code
<b>MOLDAFIX DELIVERY FORM</b>		
Moldafix Special Plaster	Shade: white, 25 kg Sack	<b>6601 4771</b>
Moldafix	Shade: white, 25 kg Sack, Cardboard	<b>6602 2400</b>
<b>MOLDABASTER DELIVERY FORM</b>		
Moldabaster Shade: White	16 kg (4 x 4 kg)	<b>6505 5362</b>
Moldabaster	Shade: white, 25 kg Sack	<b>6516 8983</b>
Moldabaster	Shade: white, 25 kg Sack, Cardboard	<b>6602 2397</b>
Moldabaster S	The fast set formulation of Moldabaster, Shade: white, 25 kg Sack	<b>6516 9025</b>
Moldabaster S	The fast set formulation of Moldabaster, Shade: white, 25 kg Sack, Cardboard	<b>6602 2396</b>

### 9.2 TYPE III HARD PLASTER

MOLDANO / MOLDADUR

## MOLDANO® / MOLDADUR® — STRESS FREE PRECISION.

Our Type 3 hard plasters MOLDAMOL and MOLDADUR offer maximum product stability and reliability – developed in co-operation with the manufacturer.

We use only high-quality raw materials that are ground a second time with a ball mill to manufacture hard modelling plaster. This gives our Type 3 Moldamol and Moldadur plasters their special properties.

#### Benefits at a glance:

- perfect processing consistency
- high compatibility with alginate impressions
- very good stackability
- very good sculpting characteristics

## MOLDADUR HARD PLASTER, TYPE 3

#### Indications:

- Working, opposing, situation and repair models for full and partial prosthetics.

#### Benefits:

- perfect processing consistency
- Very good compatibility with alginate impressions
- very good stackability
- Suitable for casting up to 6 basing arches
- very good sculpting characteristics
- Perfectly adjusted setting expansion on par with Type 4 plasters (0.08 % with excellent dimensional stability)



#### Technical specifications for MOLDADUR

Shade	yellow, blue
Delivery form	25 kg Fleece Sack
Mixing ratio	100:30
Mix and stir in a vacuum	30 sec
Working time	6 min
Setting time	12 min
Demoulding	45 min
Compressive strength after 1 hour	32
Setting expansion after 2 hour	–

## MOLDANO HARD PLASTER, TYPE 3

### Indications:

Working, opposing, situation and repair models for full and partial prosthetics.

### Benefits:

- perfect processing consistency
- Very good compatibility with alginate impressions
- very good stackability
- Suitable for casting up to 4 basing arches
- very good sculpting characteristics



### Technical specifications for MOLDA

Shade	blue
Delivery form	25 kg Fleece Sack
Mixing ratio	100:30
Mix and stir in a vacuum	30 sec
Working time	4 min
Setting time	7 min
Demoulding	30 min
Compressive strength after 1 hour	30
Setting expansion after 2 hour	0.16

## PRODUCT OUTLINE

Product	Content	Art. code
<b>MOLDANO DELIVERY FORM</b>		
Blue	1 x 25 kg Sack	<b>6511 3526</b>
Blue	1 x 25 kg Sack, Cardboard	<b>6602 2411</b>
Blue	1 x 18 kg Carton (4.5 kg Bag)	<b>6587 0394</b>
Blue	1 x 4.5 kg Bag	<b>6587 0882</b>
White	1 x 18 kg (4 x 4.5 kg)	<b>6604 1806</b>
White	1 x 25 kg Sack	<b>6535 0226</b>
White	1 x 25 kg Sack, Cardboard	<b>6602 2413</b>
Yellow	1 x 25 kg Sack	<b>6601 4741</b>
Yellow	1 x 25 kg Sack, Cardboard	<b>6602 2412</b>
<b>MOLDADUR DELIVERY FORM</b>		
Blue	1 x 25 kg Sack	<b>6505 2563</b>
Blue	1 x 25 kg, Cardboard	<b>6602 2398</b>
Yellow	1 x 25 kg Sack	<b>6601 4742</b>
Yellow	1 x 25 kg Sack, Cardboard	<b>6602 2399</b>
Yellow	1 x 18 kg Carton (4 x 4.5 kg Bag)	<b>6605 5361</b>

## 9.3 TYPE IV – SUPERHARD PLASTER

### DENTAL STONES TYPE 4

## MOLDAROCK ROYAL – HIGH STRENGTH STONE, TYPE 4

#### Benefits at a glance:

- Snap-Set-Effekt deforming after 30 minutes
- Suitable for pouring up to 6 dental arches at a processing time of 8 minutes
- Very good hand mixing due to creamy consistency
- Perfect flowability, but still thixotropic, therefore directly buildable
- No re-expansion, therefore maximum dimensional stability
- Excellent edge stability
- The colors are absolutely homogeneous, streak-free and scanable



## PRODUCT OUTLINE

### MOLDAROCK ROYAL DELIVERY FORM

Content	Art. Code
18 kg, aluminium Bags 4x4,5 kg in a shipping Carton	
light brown	<b>6606 9137</b>
light grey	<b>6606 9138</b>
golden yellow	<b>6606 9139</b>
ivory	<b>6606 9140</b>

## DENTAL STONES TYPE 4

Our Type 4 super hard plasters offer maximum product stability and reliability – developed in co-operation with customers.

Our super hard plasters Moldarock Royal, MOLDASTONE, Moldastone CN and Moldasynt are based on high-quality raw materials. For the user this means first-class materials with optimum physical properties.

Our Type 4 super hard plasters are suitable for all high-quality prosthetic indications, such as saw-cut models, models for model casting, implantology, electroforming, master models for crowns and bridges, and inlays and onlays. The right plaster for every requirement.

#### Benefits at a glance:

- high compression strength for durable surfaces.
- outstanding long-term dimensional stability, consistently low setting expansion.
- excellent compatibility with all impression materials.
- For all indications, self-curing acrylic.

Dental plasters									
	<b>Moldarock Royal</b> Light brown/ ivory/light grey/ golden yellow Type 4	<b>Moldastone CN</b> grey/light brown/ champagne/ peach/ green and pink Type 4	<b>Moldasynt</b> light brown Type 4	<b>Moldastone</b> light brown Type 4	<b>Moldafix</b> white Special plaster (Articulation)	<b>Molda-Arti</b> super white Special plaster (Articulation)	<b>Moldabaster/ Moldaster S</b> white Type 2	<b>Moldano</b> blue/yellow/ white Type 3	<b>Moldadur</b> blue/yellow Type 3
Thixotropy level									

Very pronounced thixotropy Pronounced thixotropy Low thixotropy Soft consistency

## 9.3 TYPE IV – SUPERHARD PLASTER

## MOLDASTONE

## MOLDASTONE® — THE FLEXIBLE SUPER HARD PLASTER.

Moldastone is a type IV-super hard plaster with thixotropic properties. It becomes liquid under the influence of mechanical interactions such as stirring, shaking or ultrasonic exposure and becomes firm in resting stage and facilitates mounting of dental arches.

Moldastone flows into the smallest spaces by itself. Since trapped air bubbles are promoted on the surface of the low viscosity material during vibration, models made from Moldastone are bubble free and have very precise detail. Moldastone is available in light brown.

**Indications**

- For master models in crown, bridge, inlay/onlay and partial prosthetics.
- Opposing models.
- Galvano technique.

**Benefits**

- Very pronounced thixotropy.
- Smooth-flow consistency.
- Extended working phase makes it possible to pour up to 3 impressions.
- High dimensional stability.
- Low expansion.
- Quick hardening at the end of working phase.
- Bubble-free, precisely detailed models.



## PRODUCT OUTLINE

## MOLDASTONE DELIVERY FORM

**Light Brown****Content**

18 kg Carton  
(4 x 4.5 kg Bags)\*

**Art. code****6587 0408**

\* Available in single 4.5 kg Bags from your dental products dealer!



### 9.3 TYPE IV – SUPERHARD PLASTER

MOLDASTONE CN/MOLDASYNT

#### MOLDASTONE® CN / MOLDASYNT® — THE FLEXIBLES – PRECISE, EXTRA-HARD AND SYNTHETIC.

The super hard type IV plaster Moldastone CN mixes and processes excellently. It has very good flow properties and remains dimensionally stable even after a long period of time. Models made from Moldastone CN are bubble free and have very precise detail. Moldastone CN is available in pink, green, light brown, peach, grey and champagne.

Moldasynt is a synthetic type IV-super hard plaster. Due to its thixotropy Moldasynt is particularly recommended for partial denture works. Moldasynt is available in light brown.

#### Indications

##### Moldastone CN

- For master models in partial denture, crown, bridge and inlay/onlay techniques.
- Opposing models.
- Bases for sectioned models.

#### Benefits

##### Moldastone CN

- Thixotropic.
- Very good mixing properties.
- Can also be mixed manually.
- Excellent low expansion (< 0.1%).
- Great choice of colours.
- Flows very easily in the impressions.
- Bubble free, precisely detailed models.
- Pleasant, shear thinning consistency.

##### Moldasynt

- For master models in partial denture, crown, bridge and inlay/onlay techniques.
- Opposing models.
- Sectioned model bases.

##### Moldasynt

- High dimensional accuracy.
- Low expansion (0.1%).
- Variable mixing ratio means the processing time and consistency can be individually set.
- Efficient job handling, can be mixed for a single model or up to 3 models.
- Excellent edge stability, hardness and abrasion resistance especially recommended for partial denture works.
- High fracture resistant during devestment.
- Very high surface hardness.
- Thin flowing during vibration.
- Flows easily into impressions.
- Bubble free, exact detailed models.
- Pleasant, shear thinning consistency.



## PRODUCT OUTLINE

### MOLDASTONE CN DELIVERY FORM

#### Green

##### Content

18 kg Carton  
4 x 4.5 kg Bags\*

Art. code 6601 4743



#### Pink

##### Content

18 kg Carton  
4 x 4.5 kg Bags\*

Art. code 6601 4744



#### Light Brown

##### Content

18 kg Carton  
4 x 4.5 kg Bags\*

Art. code 6601 4745



#### Peach

##### Content

18 kg Carton  
4 x 4.5 kg Bags\*

Art. code 6602 0492



#### Grey

##### Content

18 kg Carton  
4 x 4.5 kg Bags\*

Art. code 6602 0493



#### Champagner

##### Content

18 kg Carton  
4 x 4.5 kg Bags\*

Art. code 6602 0494



### MOLDASYNT DELIVERY FORM

#### Light Brown

##### Content

18 kg Carton  
4 x 4.5 kg Bags\*

Art. code 6587 0807

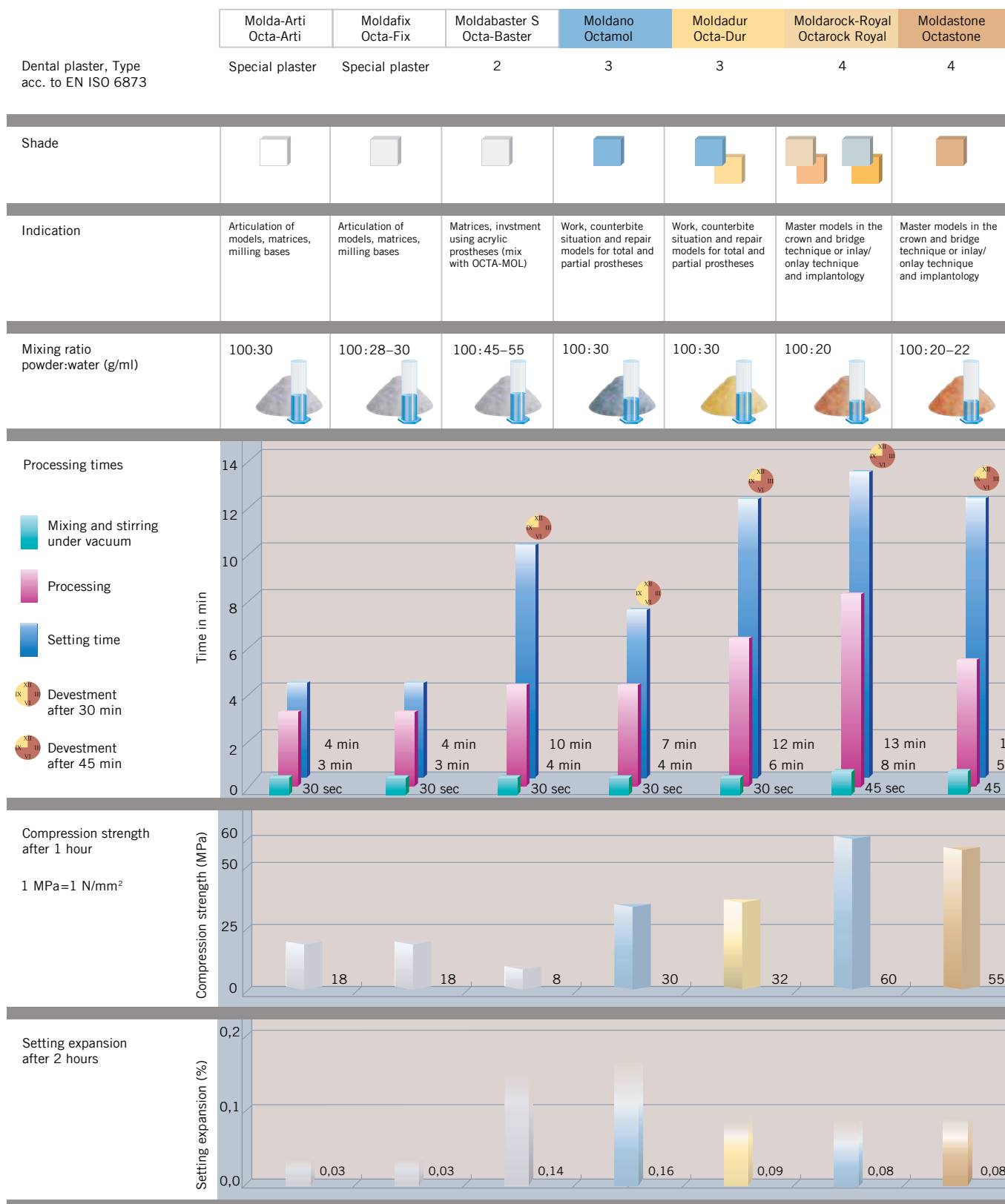




## 9.3 TYPE IV – SUPERHARD PLASTER

## MOLDA PLASTERS

## MOLDA PLASTERS: TECHNICAL DATA AND PROCESSING INSTRUCTIONS



OCTA-STONE NF	Moldasynth Octastone M	Moldastone CN Octa-Stone CN	OCTA- SUPERROCK	OCTA-ROCK	OCTA-FLOW	
4	4	4	4	4	Special plaster with Type 4 properties	Dental plaster, Type acc. to EN ISO 6873

						Shade																																										
Master models in the crown and bridge technique or inlay/onlay technique and implantology	Master models in the crown and bridge technique cast partial denture and implantology	Master models in the crown and bridge technique or inlay/onlay technique and implantology	Master models in the crown and bridge technique or inlay/onlay technique and implantology	Suitable for successively pouring up master models in crown and bridgework technique	Bases (flowable consistency)	Indication																																										
100:20-21 	100:21-23 	100:22 	100:20-21 	100:21 	100:25 	Mixing ratio powder:water (g/ml)																																										
<p>Processing times</p> <p>Time in min</p> <ul style="list-style-type: none"><li>Mixing and stirring under vacuum</li><li>Processing</li><li>Setting time</li><li>Devestment after 30 min</li><li>Devestment after 45 min</li></ul> <table><tr><th>Product</th><th>Mixing and stirring under vacuum</th><th>Processing</th><th>Setting time</th><th>Devestment after 30 min</th><th>Devestment after 45 min</th></tr><tr><td>OCTA-STONE NF</td><td>30-45 sec</td><td>7 min</td><td>10 min</td><td>XII</td><td>XII</td></tr><tr><td>Moldasynth Octastone M</td><td>30-45 sec</td><td>6 min</td><td>11 min</td><td>XII</td><td>XII</td></tr><tr><td>Moldastone CN Octa-Stone CN</td><td>45 sec</td><td>6 min</td><td>12 min</td><td>XII</td><td>XII</td></tr><tr><td>OCTA-SUPERROCK</td><td>30-45 sec</td><td>7 min</td><td>14 min</td><td>XII</td><td>XII</td></tr><tr><td>OCTA-ROCK</td><td>30-45 sec</td><td>10 min</td><td>11 min</td><td>XII</td><td>XII</td></tr><tr><td>OCTA-FLOW</td><td>30 sec</td><td>4 min</td><td>9 min</td><td>XII</td><td>XII</td></tr></table>						Product	Mixing and stirring under vacuum	Processing	Setting time	Devestment after 30 min	Devestment after 45 min	OCTA-STONE NF	30-45 sec	7 min	10 min	XII	XII	Moldasynth Octastone M	30-45 sec	6 min	11 min	XII	XII	Moldastone CN Octa-Stone CN	45 sec	6 min	12 min	XII	XII	OCTA-SUPERROCK	30-45 sec	7 min	14 min	XII	XII	OCTA-ROCK	30-45 sec	10 min	11 min	XII	XII	OCTA-FLOW	30 sec	4 min	9 min	XII	XII	
Product	Mixing and stirring under vacuum	Processing	Setting time	Devestment after 30 min	Devestment after 45 min																																											
OCTA-STONE NF	30-45 sec	7 min	10 min	XII	XII																																											
Moldasynth Octastone M	30-45 sec	6 min	11 min	XII	XII																																											
Moldastone CN Octa-Stone CN	45 sec	6 min	12 min	XII	XII																																											
OCTA-SUPERROCK	30-45 sec	7 min	14 min	XII	XII																																											
OCTA-ROCK	30-45 sec	10 min	11 min	XII	XII																																											
OCTA-FLOW	30 sec	4 min	9 min	XII	XII																																											
<p>Compression strength (MPa)</p> <p>Compression strength after 1 hour</p> <p>1 MPa=1 N/mm<sup>2</sup></p> <table><tr><th>Product</th><th>Compression strength (MPa)</th></tr><tr><td>OCTA-STONE NF</td><td>54</td></tr><tr><td>Moldasynth Octastone M</td><td>54</td></tr><tr><td>Moldastone CN Octa-Stone CN</td><td>54</td></tr><tr><td>OCTA-SUPERROCK</td><td>60</td></tr><tr><td>OCTA-ROCK</td><td>54</td></tr><tr><td>OCTA-FLOW</td><td>45</td></tr></table>						Product	Compression strength (MPa)	OCTA-STONE NF	54	Moldasynth Octastone M	54	Moldastone CN Octa-Stone CN	54	OCTA-SUPERROCK	60	OCTA-ROCK	54	OCTA-FLOW	45																													
Product	Compression strength (MPa)																																															
OCTA-STONE NF	54																																															
Moldasynth Octastone M	54																																															
Moldastone CN Octa-Stone CN	54																																															
OCTA-SUPERROCK	60																																															
OCTA-ROCK	54																																															
OCTA-FLOW	45																																															
<p>Setting expansion (%)</p> <p>Setting expansion after 2 hours</p> <table><tr><th>Product</th><th>Setting expansion (%)</th></tr><tr><td>OCTA-STONE NF</td><td>0,08</td></tr><tr><td>Moldasynth Octastone M</td><td>0,08</td></tr><tr><td>Moldastone CN Octa-Stone CN</td><td>0,08</td></tr><tr><td>OCTA-SUPERROCK</td><td>0,08</td></tr><tr><td>OCTA-ROCK</td><td>0,08</td></tr><tr><td>OCTA-FLOW</td><td>0,09</td></tr></table>						Product	Setting expansion (%)	OCTA-STONE NF	0,08	Moldasynth Octastone M	0,08	Moldastone CN Octa-Stone CN	0,08	OCTA-SUPERROCK	0,08	OCTA-ROCK	0,08	OCTA-FLOW	0,09																													
Product	Setting expansion (%)																																															
OCTA-STONE NF	0,08																																															
Moldasynth Octastone M	0,08																																															
Moldastone CN Octa-Stone CN	0,08																																															
OCTA-SUPERROCK	0,08																																															
OCTA-ROCK	0,08																																															
OCTA-FLOW	0,09																																															

9











LABORATORY PRODUCT LINE

9.4 INVESTMENT MATERIALS

COLOUR CODE

COLOUR CODE

**Colour-coded and unmistakable**  
So you can completely concentrate on your work, there is now a **simple colour-coding** for all investment materials. Each product comes with a colour bar from which you can immediately identify which material it is.

	Heravest Press
	Heravest Speed
	Moldavest master run
	Moldavest master
	Moldavest futura
	Moldavest exact
	Heravest Premium 2
	Levotherm
	Neo Durotherm
	Heravest M print+



## 9.4 INVESTMENT MATERIALS

MOLDAVEST FUTURA/MOLDAVEST EXACT

## MOLDAVEST® FUTURA/MOLDAVEST® EXACT –

CROWNS AND BRIDGES INVESTMENT MATERIAL FOR ALL PRECIOUS METAL AND NON PRECIOUS METAL ALLOYS.

**Moldavest futura**

Moldavest futura is a phosphate bound, graphite-free, precious metal investment material for crowns and bridges. Moldavest futura is suitable for fast heating and also for classic, program controlled pre-heating process. Moldavest futura has proved itself in extensive field tests and has an excellent flow properties. With Moldavest futura even in difficult situations excellent fits with super-smooth, crack-free surfaces can be produced.

**Moldavest exact**

Moldavest exact is a phosphate bound, graphite free non-precious metals investment material for crowns and bridges. Moldavest is suitable for fast heating and also for classic, program controlled pre-heating process. Thanks to its excellent flow properties with Moldavest exact, excellent fits and super-smooth, crack free surfaces can be attained even in difficult situations.

**Indications****Moldavest futura/Moldavest exact**

- For crowns and bridges.

**Benefits****Moldavest futura**

- Excellent flow properties.
- Excellent fit even in difficult situations.
- Super-smooth surface (less reworking-cracks minimised).

**Moldavest exact**

- Excellent flow properties.
- Excellent fits even in difficult situations.
- Super-smooth surfaces (less reworking-cracks minimised).



## 9 LABORATORY PRODUCT LINE

### 9.4 INVESTMENT MATERIALS

MOLDAVEST FUTURA/MOLDAVEST EXACT

#### PRODUCT OUTLINE

Product	Content	Art. code
<b>MOLDAVEST FUTURA DELIVERY FORM</b>		
Moldavest futura	35 x 160 g Bags (5.6 kg) without Liquid	<b>6600 9780</b>
Moldavest futura	75 x 60 g Bags (4.5 kg) without Liquid	<b>6601 3511</b>
<b>MOLDAVEST EXACT DELIVERY FORM</b>		
Moldavest exact	35 x 160 g Bags (5.6 kg) without Liquid	<b>6600 9785</b>
Moldavest exact	75 x 60 g Bags (4.5 kg) without Liquid	<b>6601 3500</b>
<b>MOLDAVEST FUTURA LIQUID</b>		
Investment BS Liquid 2	1 x 900 ml Bottle	<b>6601 9996</b>
Investment BS Liquid 2	1 x 3-litre Canister	<b>6601 9997</b>
Investment BS Liquid 2	1 x 10-litre Canister	<b>6601 9998</b>
For telescope and cone jobs		
Investment BS Liquid 1	1 x 900 ml Bottle	<b>6601 9993</b>
Investment BS Liquid 1	1 x 3-litre Canister	<b>6601 9994</b>
Investment BS Liquid 1	1 x 10-litre Canister	<b>6601 9995</b>
<b>MOLDAVEST EXACT LIQUID</b>		
Investment BS Liquid 1	1 x 900 ml Bottle	<b>6601 9993</b>
Investment BS Liquid 1	1 x 3-litre Canister	<b>6601 9994</b>
Investment BS Liquid 1	1 x 10-litre Canister	<b>6601 9995</b>
A special liquid for obtaining higher expansion in investment materials		
Spezial BS Liquid 3	1 x 900 ml Bottle	<b>6602 0131</b>

## 9.4 INVESTMENT MATERIALS

### NEO DUROTHERM 7

## NEO DUROTHERM® 7 — FOR PRECIOUS METAL CASTING.

Neo Durotherm 7 is a gypsum bound, graphite free C&B precision investment material for precious metal casting. It has an easily controlled expansion and flows into wax patterns well thanks to its creamy consistency. Neo Durotherm 7 can be devested under running water. Thanks to its particularly smooth surface Neo Durotherm 7 sandblasting is not necessary.

#### Indication

- For all gold alloy investments up to 700°C.

#### Benefits

- Controllable total expansion.
- Creamy consistency for good flowing in all wax patterns.
- Easily devested under running water.
- No sandblasting necessary.
- Particularly well suited to Inlay/Onlay work.
- Particularly smooth surfaces.

## PRODUCT OUTLINE

### NEO DUROTHERM 7

#### Neo Durotherm 7

##### Content

4 Bags of 4.2 kg (16.8 kg)

##### Art. code

6587 1277



## 9.4 INVESTMENT MATERIALS

### MOLDAVEST MASTER/MOLDAVEST MASTER RUN

## MOLDAVEST® MASTER / MOLDAVEST® MASTER RUN / HERAVEST® M PRINT+ –

### PRECISION INVESTMENT MATERIALS FOR TOTAL AND PARTIAL DENTURE.

Moldavest master is a phosphate bound, graphite free precision investment material for partial denture techniques in cobalt-chromium (CoCr) and precious metal. It is particularly suitable for silicone and also gel duplication and is used in the classic, program controlled pre-heating process. Moldavest master has particularly good flow properties and leads to excellent fits with smooth surfaces. When using Moldavest master, Heraform-silicone duplicating materials with a shore hardness between 20 and 26 is recommended.

Moldavest master run is a phosphate bound, graphite free precision investment material for partial denture techniques in cobalt-chromium (CoCr) and precious metal. Moldavest master run is suitable for silicone duplicating and can be heated up quickly, so the muffle can be put directly into the furnace which has been pre-heated to the final temperature. With Moldavest master run excellent fits with particularly smooth surfaces can be achieved.

Heraform M print+ is a phosphate bound, graphite free precision investment especially for partial denture frameworks as printed model castings and castings made from wax or plastic. This investment is specially developed to burn out plastic frames made with Rapid-Prototyping resins. Heraform M print+ is recommended for fast preheating.

#### Indication

##### Moldavest master

- For partial denture technique.
- Silicone and gel duplication.
- Classic, program controlled pre-heating process.

##### Moldavest master run

- For total casting technique.
- Only silicone duplication.
- Fast heating process.

##### Heraform® M print+

- Cast partial denture.



#### Benefits

##### Moldavest master

- Excellent flow properties.
- Excellent fits.
- Smooth surfaces.



##### Moldavest master run

- Smooth surfaces.
- Excellent fit.
- Excellent flow properties.



##### Heraform® M print+

- Excellent fit.
- Clean cast object.
- Smooth surfaces.

## PRODUCT OUTLINE

Product	Content	Art. code
<b>MOLDAVEST MASTER</b>		
Moldavest Master	45 Bags at 450 g (20, 25 kg) without Liquid	<b>6600 9782</b>
<b>MOLDAVEST MASTER RUN</b>		
Moldavest master run	45 Bags at 450 g (20, 25 kg) without Liquid	<b>6600 9783</b>
<b>HERAVEST® M PRINT+</b>		
Heraform® M print+	20kg Carton, containing 50x400g Bags	<b>6606 9118</b>
<b>MOLDAVEST LIQUID</b>		
Investment BS Liquid 1	1 x 900 ml Bottle	<b>6601 9993</b>
Investment BS Liquid 1	1 x 3-litre Canister	<b>6601 9994</b>
Investment BS Liquid 1	1 x 10-litre Canister	<b>6601 9995</b>



## 9.4 INVESTMENT MATERIALS

LEVOTHERM/LEVOGEL

## LEVOTHERM®/LEVOGEL® —

THE SPECIALIST PARTIAL DENTURE INVESTMENT MATERIAL FOR GEL DUPLICATING.

Levotherm is a special partial denture investment material for gel duplication. It is suitable for classic, program controlled pre-heating process, is fast setting and results in clean, smooth cast object.

Levogel is an economic, reversible duplication gel for several duplications. It has good flow properties and is particularly precise. Levogel combines excellently with Levotherm.

## Benefits

## Levotherm

- Clean, smooth casting objects.
- Excellent fit.
- Fast setting.
- High degree of hardness.

## Levogel

- Reversible.
- Re-usable.
- Good compatibility with Levotherm.
- Good flow properties.
- Sharp lines.
- Economic.



## PRODUCT OUTLINE

Product	Content	Art. code
<b>LEVOTHERM</b>		
Levotherm	50 Bags at 150 g (7.5 kg) without Liquid	<b>6587 2281</b>
Levotherm	20 Bags a 450 g (9 kg) without Liquid	<b>6560 6484</b>
<b>LEVOGEL</b>		
Levogel	1 x 6 kg Tub	<b>6560 6468</b>

## 9 LABORATORY PRODUCT LINE

### 9.4 INVESTMENT MATERIALS

#### HERAVEST PRESS

## HERAVEST® PRESS – PRECISION INVESTMENT MATERIAL FOR PRESS CERAMIC.

HeraVest Press is a phosphate bound, graphite-free precision investment material for pressed ceramics. It is suitable for fast pre-heating, is easy to deinvest and results in excellent fits.

#### Indications

- Specially for press ceramics.
- For fast heating.

#### Benefits

- Excellent fit.
- High stability.
- Easily deinvestment.



## PRODUCT OUTLINE

Product	Content	Art. code
HERAVEST PRESS		
HeraVest Press	56 Bags at 100 g (5.6 kg)	6602 0402
LIQUID		
Investment BS Liquid 1	1 x 900 ml Bottle	6601 9993
Investment BS Liquid 1	1 x 3-litre Canister	6601 9994
Investment BS Liquid 1	1 x 10-litre Canister	6601 9995

## 9.4 INVESTMENT MATERIALS

## HERAVEST PREMIUM 2

## HERAVEST® PREMIUM 2 –

## PHOSPHATE BONDED, PRECIOUS METAL INVESTMENT MATERIAL FOR CROWN AND BRIDGEWORK.

HeraVest Premium 2 is Phosphate bonded, graphite free precious metal investment material for crown and bridgework. HeraVest Premium 2 is suitable for fast heating and also for classic, program controlled pre-heating process.

HeraVest Premium 2 has excellent flow properties, even in difficult situations excellent fits with super-smooth, crack-free surfaces can be produced.

**Indication**

- For crown and bridgework.

**Benefits**

- For Precious Alloys.
  - Casting Alloys 700 – 800°C.
  - Ceramic Bonding Alloys 850 – 950°C.
- Excellent flow properties.
- Excellent fit even in difficult situations.
- Super-smooth surface  
(less reworking-cracks minimised).
- For speed and conventional programmed preheating process.



## PRODUCT OUTLINE

## HERAVEST PREMIUM 2

**HeraVest Premium 2****Content**

5.6 kg Carton,  
containing 35 x 160 g Bags

**Art. code** 6602 1966

## LIQUID

**Investment BS Liquid 2****Content**

1 x 900 ml Bottle

**Art. code** 6601 9996

**Investment BS Liquid 2****Content**

1 x 10l Canister

**Art. code** 6601 9998

**Investment BS Liquid 2****Content**

1 x 3l Canister

**Art. code** 6601 9997

## 9.4 INVESTMENT MATERIALS

### HERAVEST SPEED

## HERAVEST® SPEED –

PHOSPHATE BONDED, PRECIOUS AND NON PRECIOUS METAL INVESTMENT MATERIAL FOR CROWN AND BRIDGEWORK.

HeraVest Speed is Phosphate bonded, graphite free, precious and non precious metal investment material for crown and bridgework. HeraVest Speed is suitable for fast heating pre-heating process.

#### Indications

- For crown and bridgework.

#### Benefits

- Extra-smooth surfaces.
- Highest precision.
- Precise fit casts.
- For speed preheating process.
- Suggested for the transfer technique 900 > 700°C.



## PRODUCT OUTLINE

### HERAVEST SPEED

#### HeraVest Speed

##### Content

5.6 kg Carton  
containing 35 x 160 g Bags

##### Art. code

6460 1514

#### HeraVest Speed

##### Content

20 kg Carton  
containing 125 x 160 g

##### Art. code

6460 1151

#### HeraVest Speed

##### Content

4.5 kg Carton  
containing 75 x 60 g Bags

##### Art. code

6603 6741

### LIQUID

#### Investment BS Liquid 1

##### Content

1 x 900 ml Bottle

##### Art. code

6601 9993

#### Investment BS Liquid 1

##### Content

1 x 3l Canister

##### Art. code

6601 9994

#### Investment BS Liquid 1

##### Content



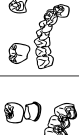


1 x 10l Canister

##### Art. code

6601 9995

# 9 LABORATORY PRODUCT LINE

## 9.4 INVESTMENT MATERIALS

Type	C + B Precious Metal			C & B Precious Metal C&B NPM		C+B NPM	Cast partial denture			Pressed Ceramic
										
	Moldavest futura	Heravest Premium 2	Neo Durotherm 7* (plaster bonded)	Heravest Speed	Moldavest Exact	Moldavest master	Moldavest master run	Levotherm	Heravest M print*	Heravest Press
	Investment material according to EN ISO 15912									
Heating method										
Rapid heat-up										
Software guided heat-up										
Indication range										
Inlays										
Partial crowns										
Crown, small bridges										
Tapered crowns, telescope										
Large bridges										
Cast partial denture (NPM + PM)										
Suitable sprue systems										
Steel ring with liner										
ring free										
others										
Technical data (stirring, investment)										
Mixing ratio (powder:liquid)	g/ml	100:22	100:22	100:25	100:22	100:18	100:18	100:14	100:20	100:22
Mixing time under vacuum	sec	60	60	60	60	60	60	60	60	60
Processing range, approx. at 22 °C	min	7	6	5-6	7	4	4	3-4	5	6
Setting start (Vicat)	min	9.5	8.5	9	9.5	5.5	5.5	3.5	7.5	9
Flowability	mm	125-135	125-135	135-145	130-140	145-155	125-135	90-120	129-133	130-140
Compression strength	MPa	3.0	4.0	6.0	4.0	15.0	14.0	20	13	4.0
Therm. expansion, linear (equivalent to 75%)	%	1.0	1.05	1.10	0.95	0.9	0.85	1.2 (100%)	0.8	0.9
*** Total expansion, linear (equivalent to 75%)	%	1.9	1.60	2.0	2.55	1.7	2.05	-	2.2	1.9
Preheating										
Max. final temperature	°C	950	950	950	950	1030	1030	1050	1030	850
Max. setup temperature	°C	850	850	950	950	software guided	950-1000	software guided	850-900	850
Recommendation for transfer technique	°C	-	-	900>700	-	-	-	-	-	-

\* Phosphate-bonded investment material

\*\* Plaster-bonded investment material, heatable to 700 °C (not suitable for high melting alloys – suited only for gold casting alloys)

\*\*\* Crepe-, plastic or silicone sheaths

All given values are mean values. More information on concentration control may be found in the specific user instructions.

## 9.5 TRAY MATERIALS, ISOLATION MATERIALS/LABORATORY SILICONE

PEKATRAY/OPTOSIL LIQUID

### PEKATRAY®/OPTOSIL® LIQUID –

#### Pekatrax

Pekatrax is a cold polymerising synthetic resin for the manufacture of individual trays and base plates.

#### Liquid

##### Content

1 x 1,800 ml

##### Art. code

6524 6461



#### Powder

##### Content

1 x 1 kg

##### Art. code

6523 7004



#### Liquid

##### Content

1 x 750 ml

##### Art. code

6523 7012



#### Powder

##### Content

1 x 3.7 kg

##### Art. code

6524 6445



#### Optosil Liquid

##### Optosil Liquid – for separating

Optosil is suitable for separating work when manufacturing partial and complete prosthetic synthetic work.

#### Liquid Assortment

##### Content

1 x 1 Bottle 850 g of Paste,  
1 x 1 Bottle 25 ml Activator universal,  
1 x 500 g retention granules Bottle ,  
1 x 1 small Mixing Bowl,  
1 x 1 Screw Pipette,  
1 x 1 Mixing Pad

##### Art. code

6603 7715



## NOTES

[illegible]

## 10.1 GENERAL TERMS OF SALE AND DELIVERY 7/2017

**1 Scope of Application**

1.1 All sales, deliveries and services (hereinafter collectively the "Services") of Kulzer GmbH and its affiliated companies domiciled in Germany ("Kulzer") are exclusively subject to the following General Terms of Sale and Delivery. Customers' general terms and conditions of business which deviate from these General Terms of Sale and Delivery or from the law will not be accepted, and they will also not become part of a contract if Kulzer accepts or executes orders from the customer in awareness of the customer's opposing or deviating terms and conditions of business.

**2 Subject Matter and Scope of Services (Offers, Samples, Guarantees, Conclusion of Contracts)**

2.1 All offers of Kulzer are nonbinding and without engagement unless specifically agreed otherwise. Contracts shall be deemed concluded only after Kulzer has issued a written order confirmation, effected delivery of the goods ordered or performed the Service.

Kulzer shall be generally under no obligation to verify the correctness of the information provided by the customer upon which Kulzer's offer or order confirmation is based, and Kulzer shall also not be obligated to investigate if the execution of the customer's order based on such information infringes any third-party property rights. The customer will be advised of all risks which are identified by Kulzer.

2.2 The data and information included in data sheets, brochures and other promotional and information material of Kulzer serve solely as a guideline and become a binding part of a contract only upon the express written consent of Kulzer.

2.3 Characteristics and properties of samples and specimens are only binding if expressly so agreed.

2.4 Information about the quality, condition and (shelf-) life of products shall be deemed to be guarantees only if expressly designated as such. The same applies to the assumption of a procurement risk.

2.5 Unless otherwise agreed in writing, Kulzer will deliver products within the tolerances admissible under the relevant German or European technical standards, in particular DIN, VDE, EN ISO or similar standards.

2.6 Technical changes which are required for manufacturing reasons, or which are necessary due to legislative changes, or which serve the product update and maintenance, shall be admissible if they are reasonable for the customer.

**3 Delivery, Delivery Periods, Packaging, Passing of the Risk**

3.1 The type and scope of Kulzer's Services and the delivery periods are determined by the written order confirmation of Kulzer. Kulzer shall be entitled to the partial performance of Services if this is reasonable for the customer.

If the customer wishes to call off portions of an agreed total quantity for delivery in several partial deliveries, the customer shall spread such call-offs evenly over the delivery period. The call-off of more than 10% of the total quantity of one partial delivery on one date is subject to the prior written consent of Kulzer.

3.2 The delivery period commences to run only after all issues which are essential for the performance of the contract have been clarified with the customer and after the customer has performed all essential acts incumbent on him which are required for the performance of the contract by Kulzer. In particular, the delivery period does not commence to run until Kulzer has received all information from the customer which is required to effect delivery, or until the customer has furnished proof that, if required, he has opened a letter of credit, effected prepayment or provided a security, as agreed in the contract. The delivery period will be interrupted by subsequent changes requested by the customer. After agreement about the desired changes has been achieved, the delivery period re-commences to run.

3.3 Acts of God, labor disputes, riots, governmental acts and similar circumstances beyond the control of Kulzer (force majeure) release Kulzer from its obligation to perform a contract for so long as and to the extent that the effects of such force majeure circumstances persist. This applies also if such force majeure circumstances occur to sub-suppliers of Kulzer or if they occur at a point in time at which Kulzer has already been in default. Kulzer will inform the customer of the commencement and of the end of such hindrances to the performance of the Services without delay.

3.4 The products of Kulzer are generally unpacked. If the customer desires packaging, the costs will be borne by the customer.

3.5 Kulzer delivers 'ex factory'/'ex works' (Incoterms 2010). If Kulzer solely organizes the transport, the costs of dispatch and the costs of transport insurance will be borne by the customer.

3.6 The price risk (i.e. the risk of accidental loss or accidental deterioration) shall pass to the customer at that point in time at which the goods are placed at the customer's disposal at the factory/works from which delivery is effected, even if Kulzer has accepted to perform additional services such as loading or transportation of the goods. If the performance of a Service is delayed for reasons within the customer's responsibility, the risk shall pass to the customer upon receipt of a notification that the Service is ready to be performed. In such case, Kulzer will be permitted to invoice the goods to the customer as having been delivered, and to store the goods at the customer's cost and risk. Upon request of the customer, Kulzer will insure these goods against theft and damage from breakage, transport, fire and water at the customer's cost.

**4 Prices, Payment, Default**

4.1 The prices quoted by Kulzer are exclusive of the statutory value-added tax, outer packaging, shipping charges and insurance costs ('ex works', Incoterms 2010).

4.2 Invoices are due for payment immediately upon receipt and without any deductions. Cheques will be accepted on account of performance only. The customer agrees to the electronic transmission of the invoice.

4.3 Kulzer charges interest for default in payment at the rate of eight (8) percentage points above the applicable base rate p.a. (Section 247 of the German Civil Code (BGB)). The right to furnish proof of a higher or further damage caused by default remains reserved.

4.4 Kulzer shall not be obligated to perform the contract for so long as the customer fails to perform his own obligations according to contract, including his obligations from other contracts with Kulzer and, in particular, if the customer defaults in the timely payment of invoices due.

4.5 The customer may offset counterclaims or withhold payment based on such counterclaims only if such counterclaims are uncontested in writing or non-appealable.

4.6 If the customer is in default of payment or if there are circumstances which, when applying customary banking standards, justify doubts about the customer's ability to pay, Kulzer will be entitled to perform outstanding Services only against payment in advance or subject to the provision of a security. In such case, Kulzer will be permitted to declare all of its claims against the customer immediately due for payment, irrespective of the term of any bills of exchange, and demand securities.

4.7 Subject to evidence of a higher damage, Kulzer will charge 2.50€ for the second and each further reasonable reminder.

4.8 If, despite a reasonable time limit, a Service which is ready for acceptance is not fully accepted or is accepted too late through no fault of Kulzer, Kulzer will place the goods in storage at the customer's cost and risk. For such storage Kulzer will charge 0.5% of the invoice amount for each month of the delay in acceptance.

**5 Warrantly, Duties of the Customer regarding Claims for Defects by his own Customers, Liability and Damages**

5.1 Slight deviations from the agreed or standard quality do not constitute a defect in a product or Service. General information on the use of a product or examples for the application of a product given by Kulzer in product brochures or other advertising media do not release the customer from a careful inspection of the delivered product for its fitness for the customer's particular purpose of use. The customer's special requests regarding the particular use of a product shall only be authoritative if Kulzer has confirmed to the customer in writing at the time of conclusion of the contract that the product delivered is fit for the customer's intended purpose of use.

5.2 The customer shall notify Kulzer without delay of all claims for defects which are asserted by his own customers and which relate to Services of Kulzer, otherwise the customer's claims for defects against Kulzer will be excluded. In addition, the customer shall preserve evidence in the requisite form and provide such evidence to Kulzer.

Kulzer may reclaim from the customer a product complained of as defective (including any existing supporting documents, samples and packing slips) for investigation of the defect. The customer's failure to comply with this reasonable request will result in the exclusion of the customer's claims for defects or incompleteness of Service. The same applies to any claims for defects which are asserted against the customer by his own customers and which relate to Services of Kulzer.

5.3 For defects in a product, Kulzer's obligation to perform the contract shall, at its choice, consist of subsequent performance by remedy of the defect or delivery of a faultfree product. The customer will be entitled to cancel the contract or to reduce the purchase price in accordance with the statutory provisions only if the subsequent performance by Kulzer has failed twice or is unreasonable and the defect complained of is not merely a minor defect. Claims for damages are governed by the provisions in clause 5.6 hereof.

5.4 The compensation of any loss or damage is excluded if and to the extent that such loss or damage is caused by the improper use, modification, assembly, installation and/or operation of the products of Kulzer, or by defective instructions of the customer, and not by a fault on the part of Kulzer. The liability of Kulzer for defects in materials which are supplied by the customer and processed by Kulzer is excluded if such defects are caused by the characteristics and properties of the materials so supplied. If defects in the materials supplied by the customer should render these materials unusable during their processing by Kulzer, the customer will nevertheless be obligated to reimburse Kulzer for its processing expenditure.

5.5 Claims for material defects and defects of title become barred by the statute of limitations after twelve (12) months from the passing of the risk.

5.6 Kulzer will assume unlimited liability in cases where Kulzer has expressly assumed a guaranty/ warranty or a procurement risk, in the case of a culpable injury to the life, body or health of any person, for claims under the German Product Liability Act, and for other willful or grossly negligent breaches of duty by Kulzer. In the case of slight or ordinary negligence and damage to property or pecuniary losses caused thereby, Kulzer will assume liability only for its breach of essential contractual duties the performance of which is indispensable for the proper fulfillment of the contract and the performance of which the customer must be able to specifically rely upon; however, such liability of Kulzer is limited to the damage which is typical of the contract and which was foreseeable at the time of contracting. The liability of Kulzer for delay is limited to 0.5% of the value of the Service in delay per each completed week of such delay, up to a maximum rate of 5% of the said value. Any further liability for damages is excluded, irrespective of the legal nature of the claim asserted.



**5.7** The foregoing limitations of liability apply on the merits and in terms of amount also to Kulzer's legal representatives, agents and employees and/or other persons in Kulzer's services.

## **6 Reservation of Title**

**6.1** Kulzer retains title to all products delivered until the customer has fully satisfied all of his payment obligations from the business relationship with Kulzer. This applies also if payments are made in satisfaction of specially designated claims, including claims from cheques and bills of exchange, from open bills or current account.

**6.2** The customer shall have the right to resell, process, mix, blend or combine the goods subject to reservation of title with other items during his ordinary course of business until revocation by Kulzer, which revocation may be declared at any time and without giving reasons. A resale of the goods subject to reservation of title within the meaning herein defined extends also to the installation of such goods in ground and buildings, or their installation in facilities connected to buildings, or their use for the performance of other contracts.

**6.3** The processing or transformation of the goods subject to reservation of title is made for Kulzer as the manufacturer within the meaning defined in Section 950 of the German Civil Code (BGB) without resulting in any obligation on the part of Kulzer. The processed or transformed goods shall constitute goods subject to the reservation of title within the meaning of these General Terms of Sale and Delivery. If the goods subject to reservation of title are processed or inseparably blended/combined with other items which are not owned by Kulzer, Kulzer acquires a co-ownership of the resulting new item in the ratio of the invoice value of the goods subject to reservation of title and the replacement value of the other items used at the time of such processing or blending/ combining. If the goods subject to reservation of title are combined or inseparably blended with other items not owned by Kulzer into a uniform item which is to be regarded as main item, the customer hereby assigns to Kulzer a share of co-ownership which is proportionate to the customer's ownership of the main item. Kulzer hereby accepts this assignment. The customer will hold the property so created on behalf of Kulzer free of charge.

**6.4** The customer shall insure the goods subject to reservation of title at his own cost against all standard risks, in particular against fire, burglary and water hazards, handle these goods with care and store them properly.

**6.5** In the event of a resale of the goods subject to reservation of title by the customer, the customer hereby immediately assigns to Kulzer the purchase price claims against his own customers arising from such resale. If the customer resells the goods subject to reservation of title together with other items not delivered by Kulzer, the foregoing assignment applies only in the amount of the value of the goods subject to reservation of title which is specified in the invoice of Kulzer. In the case of a resale of items in which Kulzer has a co-ownership pursuant to clause 6.3, such assignment applies in the amount of Kulzer's co-ownership. The assigned claims serve as security in the same scope as the goods subject to reservation of title. If an assigned claim is included in a current account, the customer hereby immediately assigns to Kulzer a balance which corresponds to such claim from current account. Kulzer hereby accepts the said assignment of claims.

**6.6** The customer shall have the right to collect, within his ordinary course of business, the claims assigned to him by Kulzer until revocation by Kulzer, which revocation may be declared at any time and for no specific reason; this collection right becomes automatically extinct without revocation as soon as the customer defaults in any of his payments to Kulzer. If payment is made by direct debiting, the customer will ensure by prior agreement with his bank that the amounts received are exempt from the bank's lien and that he is at all times able to meet his

obligation to transfer his proceeds to Kulzer. At the request of Kulzer, the customer will inform his own customers of the assignment of future claims to Kulzer and provide Kulzer with any and all information and documentation which is required for the assertion of these claims.

**6.7** If the aggregate value of the securities existing for Kulzer exceeds the claims of Kulzer by more than 10%, Kulzer will release additional securities of its own choice at the request of the customer.

**6.8** Above and beyond the foregoing, the customer is not entitled to make any dispositions in respect of the goods subject to reservation of title (liens, pledging of security interests or other assignments in respect of the claims specified in clause 6.5. In the event of an attachment or seizure of the goods subject to reservation of title, the customer will point out that these goods are the property of Kulzer and will notify Kulzer of such attachment or seizure without delay, also in writing.

**6.9** If the customer is in default of payment and a grace period fixed by Kulzer has elapsed without payment being effected, Kulzer is entitled to take back the goods subject to reservation of title also if Kulzer has not rescinded the contract.

## **7 Weight Accounts for Precious Metals**

**7.1** In the commercial intercourse involving precious metals, Kulzer maintains weight accounts. The precious metal stocks of the individual account holders are not stored separately. All account holders together form a community of proprietors which is managed by Kulzer.

**7.2** Each account holder acquires by accession a co-ownership of the total existing stock of precious metals, which is expressed in and limited to the troy weight of each precious metal credited to the account holder's account. In case of a purchase or sale of precious metals, the passing of title is effected by a credit or debit entry in the respective weight account.

## **8 Choice of Law, Place of Performance, Place of Jurisdiction**

**8.1** These General Terms of Delivery and any agreement between Kulzer and the customer shall be governed by and construed in accordance with the law of Germany, without giving effect to its conflict of law provisions and without giving effect to the UN Convention on Contracts for the International Sale of Goods of 11 April 1980 (CISG).

**8.2** The place of performance for the Services of Kulzer is the factory/works from which delivery is effected; the place of performance for the customer's payments is 'Kulzer s registered place of business.

**8.3** The place of jurisdiction, also for actions on cheques and bills of exchange, is the registered place of business of Kulzer. However, Kulzer shall be entitled to recourse in any court having jurisdiction as to the respective legal action under the laws of Germany or under the laws of the country in which the customer has his registered place of business.

## NOTES


[illegible]

## NOTES

[illegible]

[illegible]





**Contact in Germany**  
**Kulzer GmbH**  
Leipziger Straße 2  
63450 Hanau, Germany  
[info.dent@kulzer-dental.com](mailto:info.dent@kulzer-dental.com)

W15663 EN 06/2018 ORT