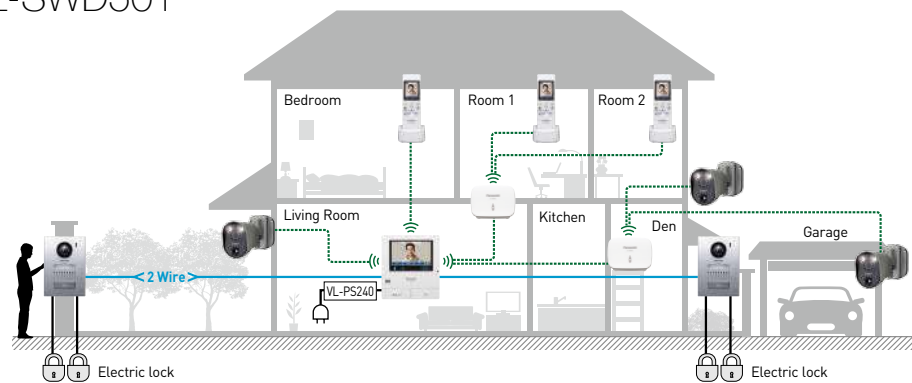


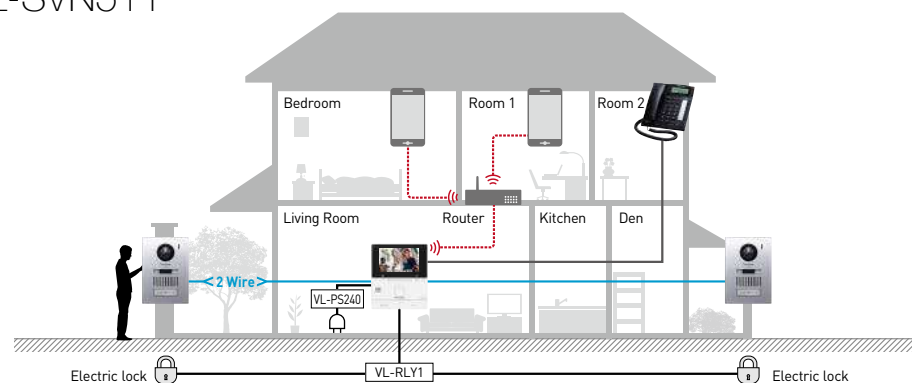
## System Configuration Example




### Wireless Video Intercom System VL-SWD501



System Units	
<b>Main Monitor Station</b> <b>VL-MWD501</b> 	<b>Wireless Monitor Station</b> <b>VL-WD613</b> Up to 6 
<b>Door Station</b> <b>VL-V554</b> Up to 2 	<b>DECT Repeater</b> <b>VL-FKD2</b> Up to 2 
<b>Wireless Sensor Camera</b> <b>VL-WD812</b> Up to 4 	

### Video Intercom System VL-SVN511



System Units	
<b>Main Monitor Station</b> <b>VL-MVN511</b> 	<b>Door Station</b> <b>VL-V555</b> Up to 2 
<b>Mobile Devices</b> Up to 4 	

# Panasonic

## VIDEO INTERCOM SYSTEM LINE-UP CATALOGUE



**Trademarks and registered trademarks**  
 - MIFARE is a registered trademark of NXP B.V. and is used under license.  
 - iPhone and iPad are trademarks of Apple Inc., registered in the U.S. and other countries.  
 - Android is a trademark of Google Inc.  
 - SD, SDHC and SDXC Logos are trademarks of SD-3C, LLC.  
 - The software of the sub monitor is based in part on the work of the Independent JPEG Group.  
 - VIGIK® is a registered trademark of La Poste.  
 All other trademarks identified herein are the property of their respective owners.

**Important**  
 - Safety Precaution: Carefully read the operating instructions and installation manual before using this product.  
 - Panasonic cannot be responsible for the performance of the network and/or other manufacturers' products used on the network.

- The actual product may vary slightly from the photograph.
- All pictures of the LCD display are simulated.
- Weights and dimensions are approximate.
- Design and specifications are subject to change without notice.
- These products may be subject to export control regulations.

DISTRIBUTED BY :

# Panasonic®

MG-DHPC026EN 1809TD/ZZZ-EX1

Flexible and convenient solutions  
that work for you.

# Why Panasonic?

We are making every effort to research and develop state-of-the-art technology, production process technology, and quality innovation. We will provide new products that will contribute to value improvement for customers by proposing solutions. Innovative products are created together with the customer.

## Diverse Product Line-up

Panasonic offers various Video Intercom System models to flexibly suit the size of your house and your lifestyle.

### Analogue



### Single House



### IP



## Stylish Design and Rich Features



### Wireless



### Wide angle & PTZ



### Pic. & SD-card rec




### Voice changer



### User-friendly & multilingual UI



### Voice changer

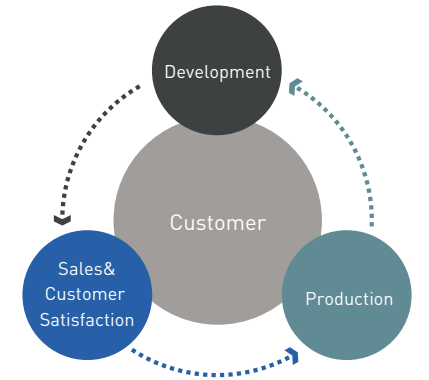
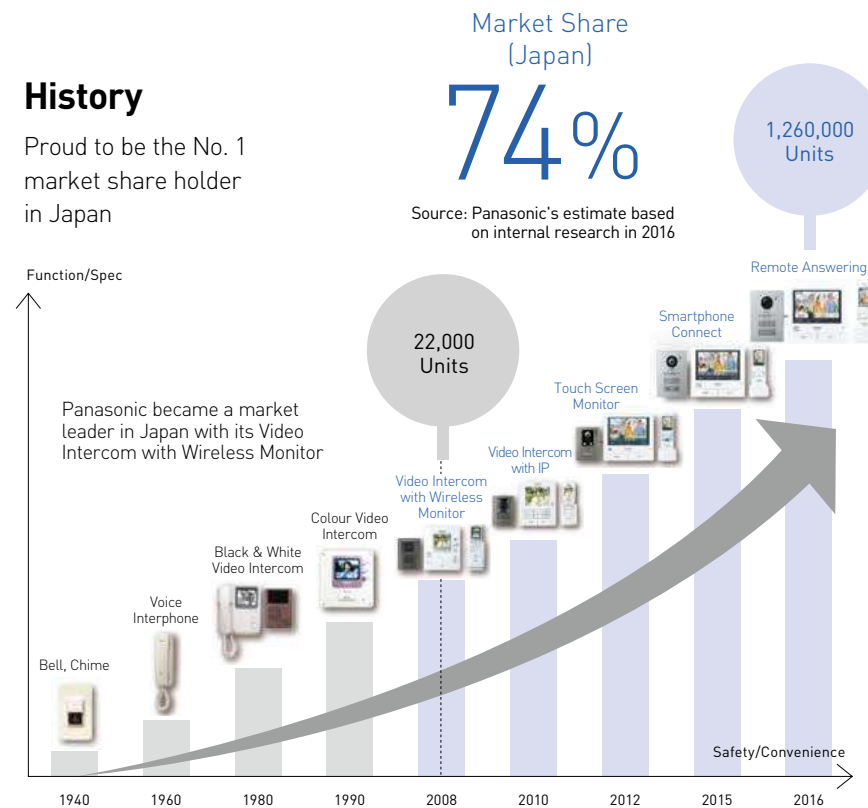


### Easy installation (non polar, 2-wire)



## History

Proud to be the No. 1 market share holder in Japan



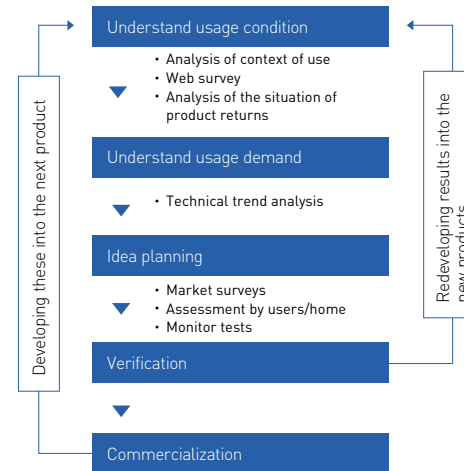
We grasp customer needs, plan products, and then proceed to develop them. Safe, reliable products are manufactured under strict quality control. In addition, customer service and products that truly fit customer needs, earning us high acclaim in world markets.

## Dedicated to the Customer Centric Policy

Everything we do is for our customers




We precisely grasp customer needs by asking for opinions, and then we create ideas in response. Our passion for developing truly great products helps to bring shape to these ideas.



Customer opinions are sought both before and after our products are launched, in an effort to offer the best possible products. Monitor testing is also conducted at the prototype stage. If assessments do not meet expectations, further improvements are made.

## High Quality Products


### Low failure rates



### Numerous safety test items



### High-reliability tests



Product Lineup

Stylish Premium DECT Wireless Series  
**VL-SWD501**



1 x Main Monitor: VL-MWD501  
1 x Door Station: VL-V554  
1 x Wireless Sub Monitor: VL-WD613

Smartphone Connect Series  
**VL-SVN511**



1 x Main Monitor: VL-MVN511  
1 x Door Station: VL-V555

Comparison Chart

Model Number	VL-SWD501	VL-SVN511
Maximum Connectable Units	Door Station (Doorphone)	2 (Die-Cast Aluminium)
	Main Monitor	1
	Wireless Sub Monitor	6 (DECT)
	Smartphone, Tablet	—
Recording	Video / Picture Recording	●/●
	SD Card Recording	●
Connectable Devices	Sensor Camera	● (4)
	Electric Lock Release (Door Opener)	● (4)*2
	Repeater	● (2)
Others	Night Vision (LED Light)	●
	Touch Panel / Pan & Tilt	●/●
	Wide Angle Camera	● H: 170° V: 115°
	Intercom Call	●
	Voice Changer	●

\*1 The main monitor must be on the same home wireless network as a smartphone/tablet (with the dedicated app installed).  
\*2 When connecting 3 or 4 E-Locks, an optional Door Station is required.

Compatibility of Main Monitor, Wireless Monitor and Door Station

Please contact your nearest Panasonic dealer for sales information.

○= Connectable ●= Connectable (same as packaged combination) x= Not connectable

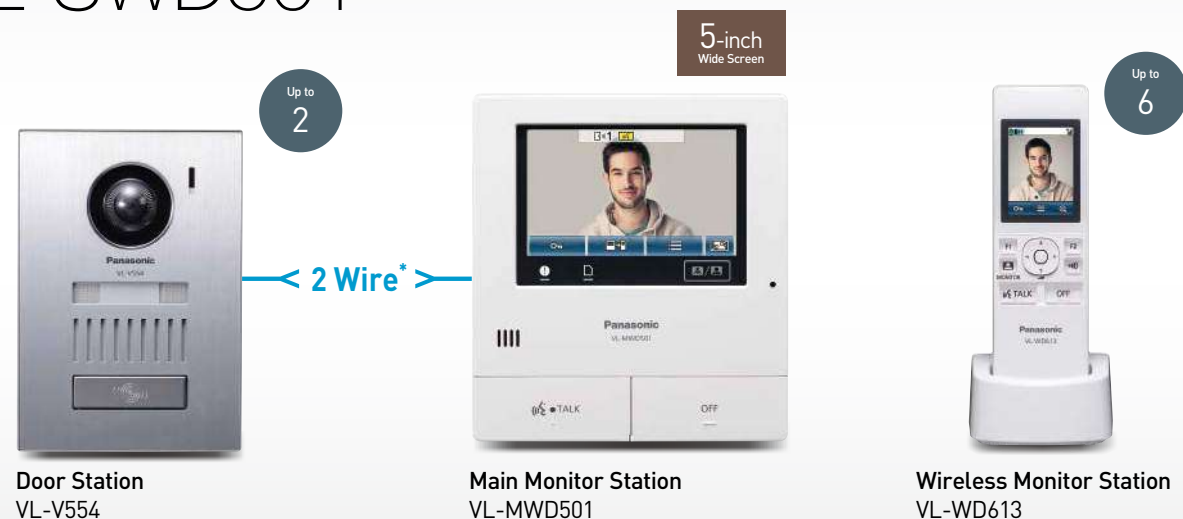
Main Monitor (Package No.)	Power source	Display size	Extension Monitor	Wireless Sensor Camera	Wireless Sub Monitor		Door Station			Lobby Station		
			VL-MN1000	VL-WD812 (DECT)	(DECT)		VL-554/ VL-V554U 1.0 M pixels	VL-V555 0.3 M pixels	IP VN1500 1.3 M pixels	Module type		
					VL-WD613 2.2-inch	VL-FKD2 Repeater				Module type	Analogue	IP
VL-MWD501 (VL-SWD501)	VL-PS240	5-inch WVGA colour /Touch Panel	x	○ up to 4	● up to 6	○ up to 2	●	○(*1)	x	○	x	x
VL-MVN511 (VL-SVN511)	VL-PS240	5-inch WQVGA colour	x	x	smartphone connect model		○	●	x	○	○	x
VL-MV10	Bus-powered type	3.5-inch QVGA colour	x	x	x	x	x	x	x	○	x	x
VL-MV26	VL-PS240	3.5-inch QVGA colour	x	x	x	x	x	x	x	x	○	x
VL-MN1000	PoE or VL-PS240(*2)	7-inch WVGA colour /Touch Screen	○ up to 5 VL-MN1000	x	x	x	x	x	○	x	x	○

\*1 The image quality may be lower than that of the Door Station included in the package, but this is not a malfunction.  
\*2 Power Supply Unit (VL-PS240) is sold separately.



## Stylish Premium DECT Wireless Series

### Wireless Video Intercom System VL-SWD501



\* Easy installation by simply replacing existing doorbell unit Nonpolar 2-wire system.

#### DECT Wireless

The wireless design means that there is no troublesome wiring required when adding on to the system as well. You can add on up to 6 sub monitors and 4 DECT Wireless Sensor Cameras for large homes, and easily confirm visitors from a monitor in each room.



#### SD Card Recording

You can automatically record video images of visitors while you're away from home. It will record up to 3,000 visitors (30 seconds per visitor). And you can save and play the images on a PC that has an SD card slot.



#### Touch Panel

The main monitor has a 5-inch wide screen that clearly shows each visitor's face. If it is difficult to see, simply touch the screen to activate an approximate 2x zoom horizontally and vertically. This makes it easy for everyone to see, and provides an easy-to-use operating screen.



#### Other Features

- Electric Lock Release Support : AC12 V-1 A / DC12 V-1 A
- Wide-Angle Camera (Horizontally:170°, Vertically:115°)
- Wireless Sensor Cameras Connectable
- Night Vision (warm white coloured LED lights)
- Voice Changer
- Intercom Call (between main monitor and sub monitor)

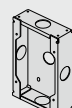
#### Options

Door Station (Doorphone)  
VL-V554 (Surface mount)  
VL-V554U (Flush mount)  
CMOS 1.0 M pixels

Up to 2



Flush Mounting Box  
VL-MB554



Wireless Monitor Station  
(Sub Monitor)  
VL-WD613

Up to 6



Wireless  
Sensor Camera  
VL-WD812

Up to 4



DECT Repeater  
VL-FKD2

Up to 2



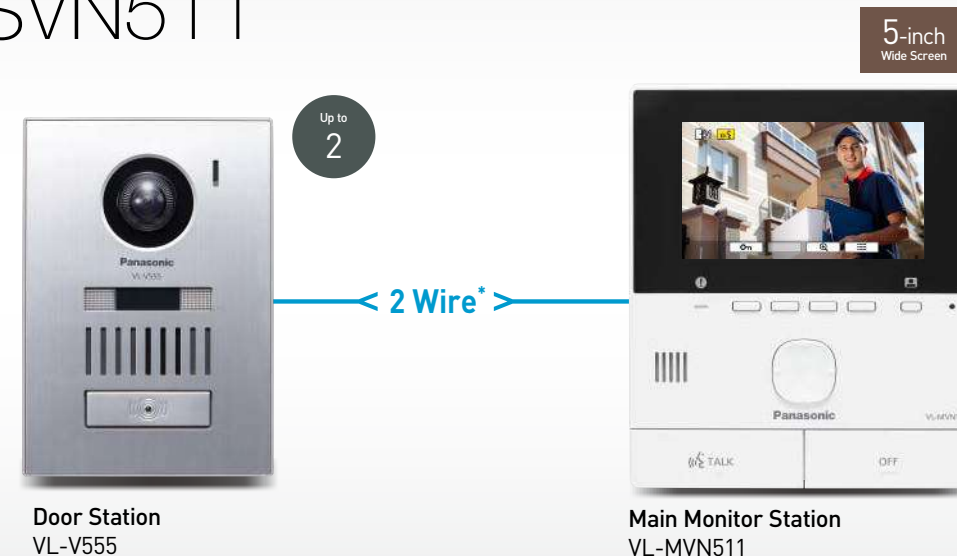
#### Related Product

Main Monitor Station  
(Main Monitor)  
VL-MWD501



## Smartphone Connect Series

### Video Intercom System VL-SVN511



\* Easy installation by simply replacing existing doorbell unit Nonpolar 2-wire system.

#### Smartphone Connect<sup>\*1</sup>

You can use your smartphone or tablet as a sub monitor to respond to visitors and unlock electric locks no matter where you are in the home. You can also monitor doorphone images when you want to check the door entrance.



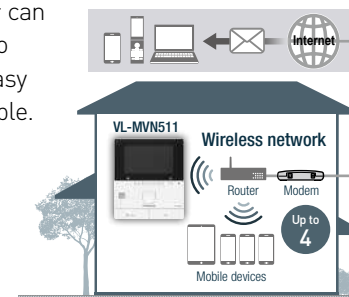
Answer Visitors and  
Unlock the Electric Locks



Monitoring

#### Wireless Network Connection

In addition to smartphones/ tablets, the main monitor can also wirelessly connect to the wireless router for easy connections without a cable.



#### E-mail Notification<sup>\*2</sup>

The main monitor can send e-mail with a time stamp and image of visitors to e-mail addresses registered in advance, enabling you to check who has visited when you are outside the house (even when you are overseas).



#### Other Features

- Supports iOS and Android™ (free application)\*  
- iPhone 5 and later, iPad (iOS 7.0 or later)  
- Android smartphones and tablets (Android 4.0 or later)
- Electric Lock Release Support: VL-RLY1 (12 V AC/DC, less than 1 A)
- Picture Recording (Up to 50 visitors (up to 8 still images per visitor))
- Wide-Angle Camera (Horizontally:170°, Vertically:130°)
- Night Vision (white coloured LED lights)
- Voice Changer

\* Some mobile devices may not be compatible.  
\* For the latest information about the app and compatible devices, visit the following website.



<http://panasonic.net/pcc/support/intercom/smartphone/>

#### Options

Door Station (Doorphone)  
VL-V555 (Surface mount)  
CMOS 0.3 M pixels

Up to 2



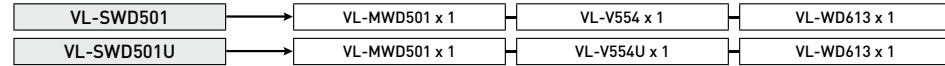
Door Station (Doorphone)  
VL-V554 (Surface mount)  
CMOS 1.0 M pixels

Up to 2



\*1 The main monitor must be on the same home wireless network as a smartphone/tablet (with the dedicated app installed). It is also necessary to run the dedicated app in order to receive visitor's calls on a smartphone/tablet.  
\*2 To use this function, a main monitor with e-mail sender information registered must be connected to the internet. E-mail may not be able to be sent, depending on the condition of the network.

Model Composition



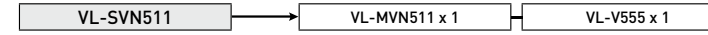
Model number and name	VL-MWD501		VL-V554 (Surface mount) VL-V554U (Flush mount)		VL-WD613	
	Main Monitor Station (Main monitor)	Door Station (Doorphone)	Wireless Monitor Station (Sub monitor)		Main body	Charger
Dimensions (Unit: mm)						
Power source	Power supply unit (VL-PS240) 24 V DC, 0.5 A (VL-PS240 supplied)	Supplied by the main monitor 20 V DC, 0.23 A	Rechargeable Ni-MH (AAA x 2)		AC adaptor Output: 5.5 V DC, 0.5 A	
Power consumption	Standby: Approx. 1.4 W Operating: Approx. 10 W	—	—		Standby: Approx. 0.4 W (when the sub monitor is not placed in the charger) During charging: Approx. 1.4 W	
Dimensions (H x W x D) (Excluding protruding sections)	180 x 165 x 21 mm	VL-V554: 169 x 118 x 30 mm VL-V554U: 169 x 118 x 16.5 mm (excluding sections embedded into the wall)	173 x 52 x 30 mm		43 x 81 x 76 mm	
Weight	470 g	VL-V554: 405 g VL-V554U: 345 g	160 g (including the batteries)		70 g (excluding the AC adaptor)	
Operating environment	Ambient temperature: Approx. 0 °C to +40 °C Relative humidity (non-condensing): up to 90 %	Ambient temperature: Approx. -15 °C to +55 °C Relative humidity (non-condensing): up to 90 % (tested up to -20 °C)	Ambient temperature: Approx. 0 °C to +40 °C Relative humidity (non-condensing): up to 90 % (tested up to -20 °C)		Ambient temperature: Approx. 0 °C to +40 °C Relative humidity (non-condensing): up to 90 %	
Display	5-inch wide colour / WVGA (800x480 pixels)	—	2.2-inch colour / QVGA (320x240 pixels)		—	
Display language	English, French, German, Spanish, Italian, Dutch (VL-MWD501FX: English, Polish, Romanian, Hungarian)	—	Depends on main monitor		—	
Talking method	Hands-free	Hands-free	Hands-free		—	
Frequency range	1.88 GHz to 1.90 GHz	—	1.88 GHz to 1.90 GHz		—	
Transmitting range	—	—	Approx. 100 m (line-of-sight distance from the main monitor)		—	
Option output (A contact)	Rated load: 24 V AC/DC, 0.3 A or lower Minimum applicable load: 5 V DC, 0.001 A (Output when there is a call from the doorphone)	—	—		—	
Viewing angle	—	Horizontally: Approx. 170° Vertically: Approx. 115°	—		—	
Image sensor / camera (pixel)	—	CMOS sensor (Approx. 1.0 M pixels)	—		—	
Minimum illuminance required	—	1 lx (within approx. 50 cm from the camera lens)	—		—	
Lighting method	—	Warm white coloured LED lights	—		—	
IP rating / IK rating	—	IP54 <sup>*1</sup> / Compliant with IK07	—		—	
Installation method	Wall mount (mounting bracket supplied)	VL-V554: surface mount (mounting base supplied) VL-V554U: flush mount (flush mounting box supplied)	—		—	
External material	Flame retardant ABS and PS resin	Aluminium and flame retardant resin	ABS resin		ABS resin	

Options

Model number and name	VL-WD812 (For VL-SWD501)		VL-FKD2 (For VL-SWD501)	
	Wireless Sensor Camera	Power Supply Unit (VL-PS240)	DECT Repeater	
Dimensions (Unit: mm)				
Power source	Power supply unit (VL-PS240) 24 V DC, 0.4 A	Input: 220-240 V AC, 0.2 A (50/60 Hz) Output: 24 V DC, 0.6 A	AC adaptor Output: 6.5 V DC, 0.5 A	
Power consumption	During standby: Approx. 1.5 W Operating: Approx. 4.5 W (when the LED lights are not lit), Approx. 8 W (when the LED lights are lit)	—	During standby: Approx. 1.5 W Operating: Approx. 2.3 W (when transmitting)	
Dimensions (H x W x D)	160 x 118 x 290 mm (when the camera is front facing and including the wall mount bracket)	116 x 100 x 54 mm	82 x 111 x 39 mm	
Weight	960 g	230 g	88 g (excluding the AC adaptor)	
Operating environment	Ambient temperature: Approx. -20 °C to +50 °C Relative humidity (non-condensing): up to 90 %	Ambient temperature: Approx. 0 °C to +50 °C Relative humidity (non-condensing): up to 90 % (indoor use only)	Ambient temperature: Approx. 0 °C to +40 °C Relative humidity (non-condensing): up to 90 %	
Frequency range	1.88 GHz to 1.90 GHz	—	1.88 GHz to 1.90 GHz	
Transmitting range	Approx. 100 m (line-of-sight distance from the main monitor)	—	Approx. 100 m (line-of-sight distance from the main monitor)	
Angular field of view (camera angle)	Horizontal: Approx. 53° Vertical: Approx. 41°	—	—	
Image sensor	0.3 M pixels CMOS	—	—	
Minimum illuminance required	1 lx <sup>*2</sup>	—	—	
Lighting method	2 white coloured LED lights <sup>*3</sup>	—	—	
Sensor detection range	Heat sensor (when the surrounding temperature is approx. 20 °C) Horizontal: Approx. 63°, vertical: Approx. 20°, detection range: Approx. 5 m Motion detection sensor Horizontal: Approx. 53°, vertical: Approx. 41°	—	—	
Sensor detection method	Pyroelectric infrared sensor (heat sensor) and motion detection	—	—	
Adjustable mounting angles	Horizontal: ±90°, vertical: facing forward - facing down approx. 60° (adjustable when mounting)	—	—	
Heat sensor adjustable angles	Manually adjustable to 2 angles	—	—	
IP rating	IP54 <sup>*1</sup>	—	—	
Installation method	Wall mount (wall mount bracket supplied)	Wall mount or attach to DIN rail	—	
External material	PC+ABS resin	Flame retardant PC+ABS resin	PS resin	

\*1 Water resistance is only assured if the doorphone/the camera is installed correctly according to the instructions in the Installation Guide, and appropriate water protection measures are taken. Do not install the camera in areas directly exposed to water or rain. \*2 The minimum illuminance required when the camera's [Brightness] setting is set to [+3]. \*3 Approx. 8.5 lx when 3 m in front of the camera, and approx. 4 lx when 3 m away and 20° to the left or right of the camera.

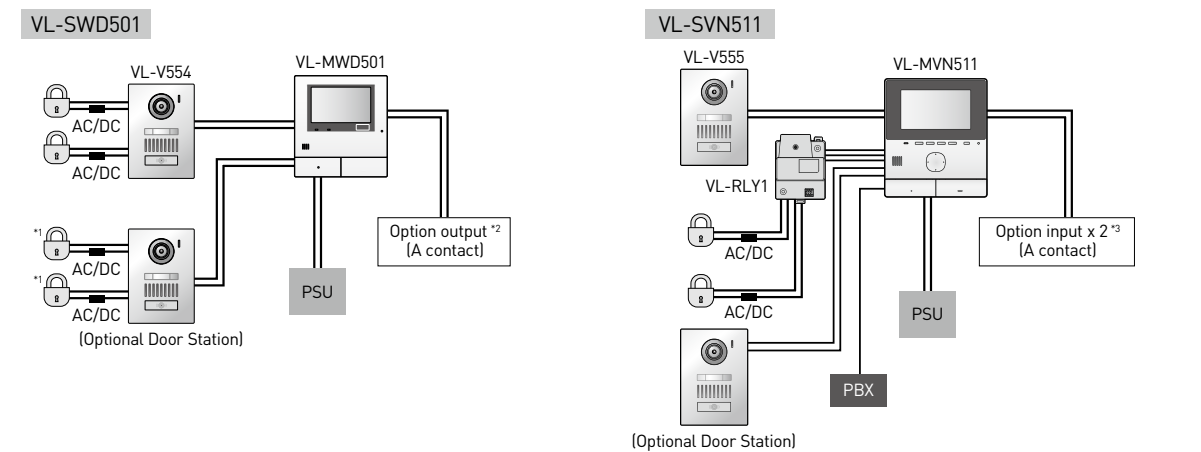
Model Composition



Model number and name	VL-MVN511	VL-V555	VL-PS240	VL-RLY1
	Main Monitor Station (Main monitor)	Door Station (Doorphone)	Power Supply Unit	Relay Box
Dimensions (Unit: mm)				
Power source	Power supply unit (VL-PS240) 24 V DC, 0.5 A	Supplied by the main monitor	Input: 220-240 V AC, 0.2 A (50/60 Hz) Output: 24 V DC, 0.6 A	Supplied by the main monitor
Power consumption	Standby: Approx. 1.8 W Operating: Approx. 10 W	—	—	—
Dimensions (H x W x D) (Excluding protruding sections)	186 x 161 x 23.5 mm	169 x 118 x 30 mm	116 x 100 x 54 mm	92 x 78 x 38 mm
Weight	485 g	395 g	230 g	130 g
Operating environment	Ambient temperature: Approx. 0 °C to +40 °C Relative humidity (non-condensing): up to 90 %	Ambient temperature: Approx. -15 °C to +55 °C Relative humidity (non-condensing): up to 90 % (tested up to -20 °C)	Ambient temperature: Approx. 0 °C to +50 °C Relative humidity (non-condensing): up to 90 % (indoor use only)	Ambient temperature: Approx. 0 °C to +40 °C Relative humidity (non-condensing): up to 90 %
Display	5-inch wide colour / WQVGA (480x272 pixels)	—	—	—
Display language	English, French, German, Spanish, Italian, Dutch (VL-MVN511FX: English, Polish, Romanian, Hungarian)	—	—	—
Talking method	Hands-free	Hands-free	—	—
Wireless transmission method	IEEE 802.11 b/g/n 2.4 GHz	—	—	—
Viewing angle	—	Horizontally: Approx. 170° Vertically: Approx. 130°	—	—
Image sensor / camera (pixel)	—	CMOS sensor (Approx. 0.3 M pixels)	—	—
Minimum illuminance required	—	1 lx (within approx. 50 cm from the camera lens)	—	—
Lighting method	—	White coloured LED lights	—	—
IP rating / IK rating	—	IP54 <sup>*1</sup> / Compliant with IK07	—	—
Installation method	Wall mount (mounting bracket supplied)	Surface mount (mounting base supplied) or Flush mount (flush mounting box sold separately)	Wall mount or attach to DIN rail	Wall mount or attach to DIN rail
External material	Flame retardant ABS and PS resin	Aluminium and flame retardant resin	Flame retardant PC+ABS resin	Flame retardant ABS resin

\*1 Water resistance is only assured if the doorphone is installed correctly according to the instructions in the Operating Instructions, and appropriate water protection measures are taken.

Comparison of the wiring



\*1 When connecting 3 or 4 E-locks, an optional Door Station is required.  
\*2 Devices that can be connected to the option output: doorbell light, door chime, rotating light, etc.  
\*3 Option inputs can be used to connect 2 sensors.

Electric lock  
 PSU : Power Supply Unit (included with a monitor)



# Video Intercom Multi Door System for Small Size Apartment



## Module Lineup



## Main Features

### Freely mix and match

A flexible system that accommodates up to 32 rooms can be designed by combining call button modules.



### Front access name plate

While our unique front-access nameplates are easily removed by hand, front access can also be prohibited with screws.



### Easy-to-see and use call buttons

The large call buttons with integrated nameplate and backlight make it visible in the dark and enhance its operability and visibility.



### Compact design

Its compact design allows it to be installed in a variety of locations.



## Specifications

Lobby Station	Flush mount (Small type)	Flush mount (Large type)	Surface mount (Small type)	Surface mount (Large type)
Composition	VL-VM101 x 1pcs. VL-VM304 x 2pcs. VL-VM602 x 1pcs. (Small type)	VL-VM101 x 1pcs. VL-VM304 x 4pcs. VL-VM603 x 1pcs. (Large type)	VL-VM101 x 1pcs. VL-VM304 x 2pcs. VL-VM602 x 1pcs. (Small type) VL-VM502 x 1pcs. (Small type)	VL-VM101 x 1pcs. VL-VM304 x 4pcs. VL-VM603 x 1pcs. (Large type) VL-VM503 x 1pcs. (Large type)
Dimensions (H x W x D) (Excluding protruding sections)	226 x 130 x 9 mm <sup>1</sup> 	315 x 130 x 9 mm <sup>1</sup> 	233 x 135 x 89 mm 	322 x 135 x 89 mm 
Weight	1.3 kg	1.8 kg	1.7 kg	2.2 kg
Power source	Power supply unit (sold separately): VL-PS240 (24V DC, 0.6A) or VL-PS2410 (24V DC, 2.5A)			
Power consumption	Refer to "Power Supply Unit Estimate" on the second page			
HAC (Hearing Aid Compatibility)	No			

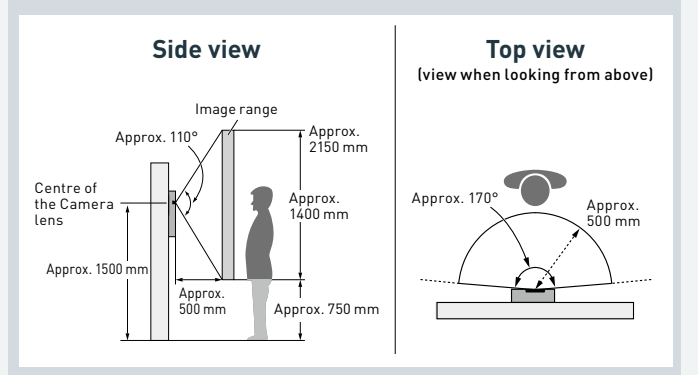
Model number and name	VL-VM602	VL-VM603	VL-VM502	VL-VM503
Model number and name	Back Box (Small type)	Back Box (Large type)	Surface Mount Cover (Small type)	Surface Mount Cover (Large type)
Dimensions (H x W x D) (Excluding protruding sections)	226 x 130 x 59 mm 	315 x 130 x 59 mm 	233 x 134.5 x 88 mm 	322 x 134.5 x 88 mm 
Weight	VL-VM602: 720 g	VL-VM603: 930 g	VL-VM502: 355 g	VL-VM503: 445 g
Operating environment	Ambient temperature: Approx. -15 °C to +55 °C, Relative humidity (non-condensing): Up to 90 %		Ambient temperature: Approx. -15 °C to +55 °C, Relative humidity (non-condensing): Up to 90 %	
External material	Aluminium and Steel (SPCC)		Stainless steel (SUS304)	

Model number and name	VL-VM101	VL-VM301/302/303/304	VL-VM901	VL-VM902
Model number and name	Camera Module	Button Module	Blank Panel	VIGIK® Panel
Dimensions (H x W x D) (Excluding protruding sections)	90.5 x 117.5 x 56.5 mm 	46 x 117.5 x 40 mm 	46 x 117.5 x 5 mm 	46 x 117.5 x 42 mm <sup>3</sup> 
Weight	315 g	120 g	50 g	75 g
Operating environment	Ambient temperature: Approx. -15 °C to +55 °C, Relative humidity (non-condensing): Up to 90 %			
Talking method	Hands-free	-	-	-
View angle	Horizontally: Approx. 170° Vertically: Approx. 110°	-	-	-
IP rating / IK rating	IP55 <sup>2</sup> / Compliant with IK08			Compliant with IP55 <sup>2</sup> / Compliant with IK08 <sup>3</sup>
Image sensor	1/4 inch CMOS sensor (approx. 1.0 M pixels)	-	-	-
Minimum illuminance required	1 lx (within approx. 50 cm from the camera lens)	-	-	-
Lighting method	White coloured LED lights	-	-	-
External material	Aluminium (partially PC and ABS)	Aluminium (partially PC and ABS)	Aluminium	Aluminium (partially ABS)

Model number and name	VL-PS240	VL-PS2410	VL-VM701	VL-V703
Model number and name	Power Supply Unit (0.6A type)	Power Supply Unit (2.5A type)	Distributor	Extension Box
Dimensions (H x W x D) (Excluding protruding sections)	116 x 100 x 54 mm 	116 x 210 x 58 mm 	133 x 210 x 51 mm 	108.5 x 210 x 52.5 mm 
Power source	Input: 220-240 V AC, 0.2 A (50/60 Hz) Output: 24 V DC, 0.6 A	Input: 220-240 V AC, 1 A (50/60 Hz) Output: 24 V DC, 2.5 A	Power supply unit (sold separately): VL-PS240 (24V DC, 0.6A) or VL-PS2410 (24V DC, 2.5A)	
Power consumption	-	-	Refer to "Power Supply Unit Estimate" on the second page	Standby: Approx. 1.5 W Operating: Approx. 1.5 W
Weight	230 g	530 g	440 g	350 g
Operating environment	Ambient temperature: Approx. 0 °C to +50 °C, Relative humidity (non-condensing): up to 90 % (indoor use only)	Ambient temperature: Approx. 0 °C to +50 °C, Relative humidity (non-condensing): Up to 90 %	Ambient temperature: Approx. -10 °C to +55 °C, Relative humidity (non-condensing): Up to 90 %	Ambient temperature: Approx. -10 °C to +50 °C, Relative humidity (non-condensing): Up to 90 %
External material	Flame retardant PC+ABS resin	Flame retardant PC+ABS resin	ABS (flame retardant ABS resin)	ABS (flame retardant ABS resin)

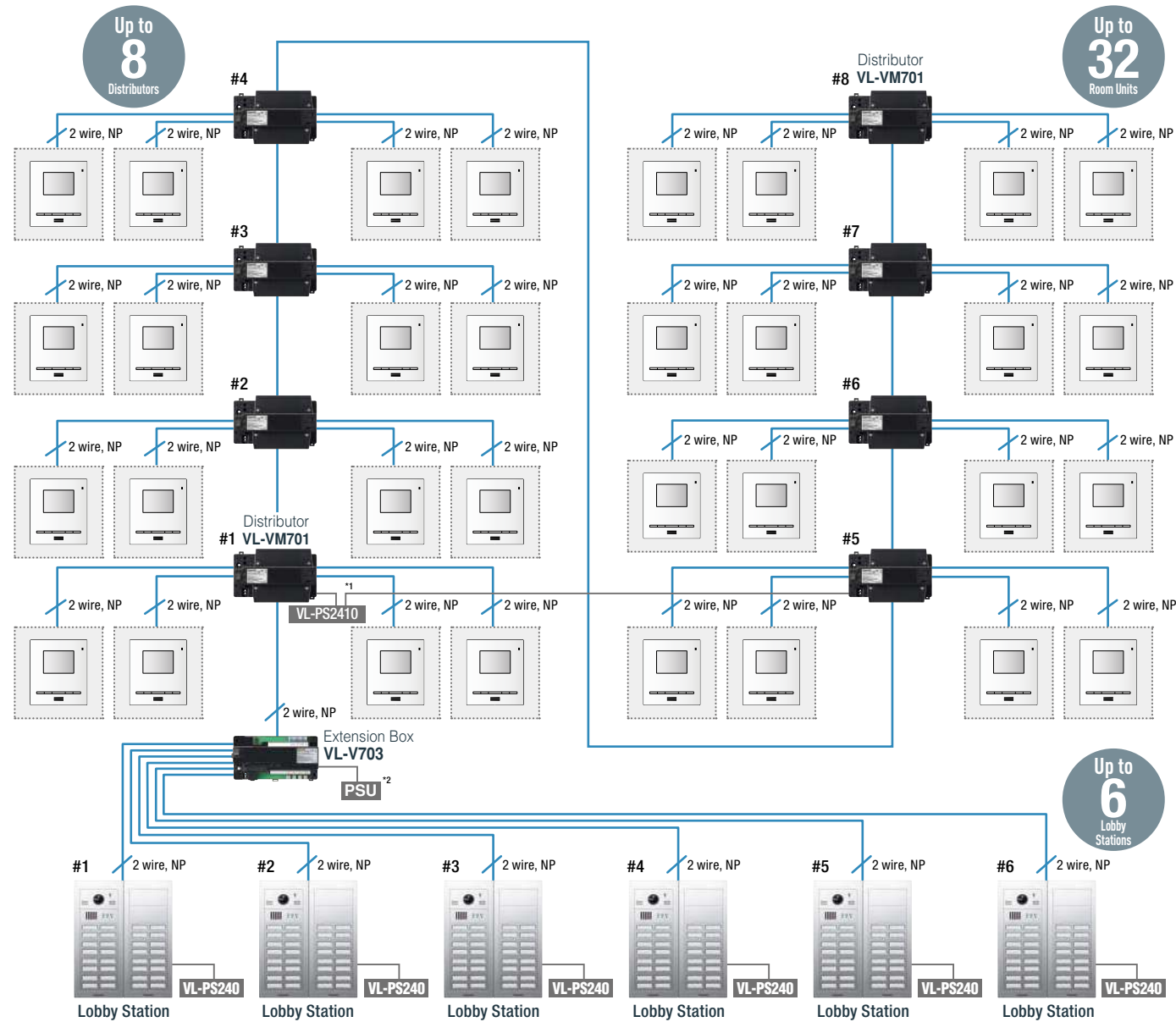
Model number and name	VL-MV10 Monitor
Dimensions (H x W x D) (Excluding protruding sections)	149 x 130 x 25 mm 
Power source	Supplied by the bus line (from a distributor or a lobby station)
Power consumption	Refer to "Power Supply Unit Estimate" on the second page
Weight	270 g
Operating environment	Ambient temperature: Approx. 0 °C to +40 °C, Relative humidity (non-condensing): up to 90 %
Display	3.5-inch colour / QVGA (320x240 pixels)
External material	Flame retardant ABS
Supported functions	
Electric lock release support	Up to 1 (for Lobby Station)
Pan, Tilt, Zoom	with 3 mode PAN (for VL-VM101)
Monitoring outside	-
Expanded interface	Door bell input x 1, A contact output x 1
HAC (Hearing Aid Compatibility)	Yes (VL-MV10EX2 only)

## Installation Position and Camera Range



<sup>1</sup> Excluding sections embedded into the wall.  
<sup>2</sup> Water resistance is only assured if the product is installed correctly according to the instructions in the Operating Instructions, and appropriate water protection measures are taken.  
<sup>3</sup> When a VIGIK® module is installed, the rating does not include the VIGIK® module.

## Bus Wiring



**Wiring distance:** Lobby Station – Farthest Distributor Up to 100 m (ø0.65 mm) / Up to 200 m (ø1.20 mm)  
 Distributor (VL-VM701)\*3 – Monitor\*4 Up to 100 m (ø0.65 mm) / Up to 200 m (ø1.20 mm)  
 PSU (VL-PS240) – Lobby Station Up to 10 m (ø0.65 mm) / Up to 20 m (ø2.0 mm)  
 PSU (VL-PS2410) – Lobby Station Up to 50 m (ø0.65 mm) / Up to 100 m (ø2.0 mm)  
 PSU (VL-PS240/PS2410) – Distributor Up to 10 m (ø0.65 mm) / Up to 20 m (ø2.0 mm)

**Power Supply Unit Estimate (For Bus Wiring)** (Unit: pcs.)

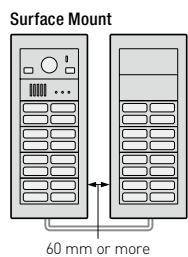
Monitor	1~4	5~8	9~12	13~16	17~20	21~24	25~28	29~32
Distributor VL-VM701	1	2	3	4	5	6	7	8
Power Supply Unit VL-PS240	1							
Power Supply Unit VL-PS2410	-				1			

Excludes quantity of Power Supply Units used by Lobby Stations. This is an estimate of a minimal configuration. The actual configuration depends on the installation environment/conditions.

- \*1 When a VL-MV10 is connected using 1 VL-PS2410 power supply unit. If the system consists of 1 VL-PS2410 and 5 or more distributors are used, connect wiring from the VL-PS2410 to the 1st and 5th distributors.
- \*2 A Power Supply Unit (VL-PS240) is included with the Extension Box (VL-V703).
- \*3 Distributor connected to power supply unit (when using VL-MV10)
- \*4 Farthest monitor (when using VL-MV10)

## Lobby Station Components

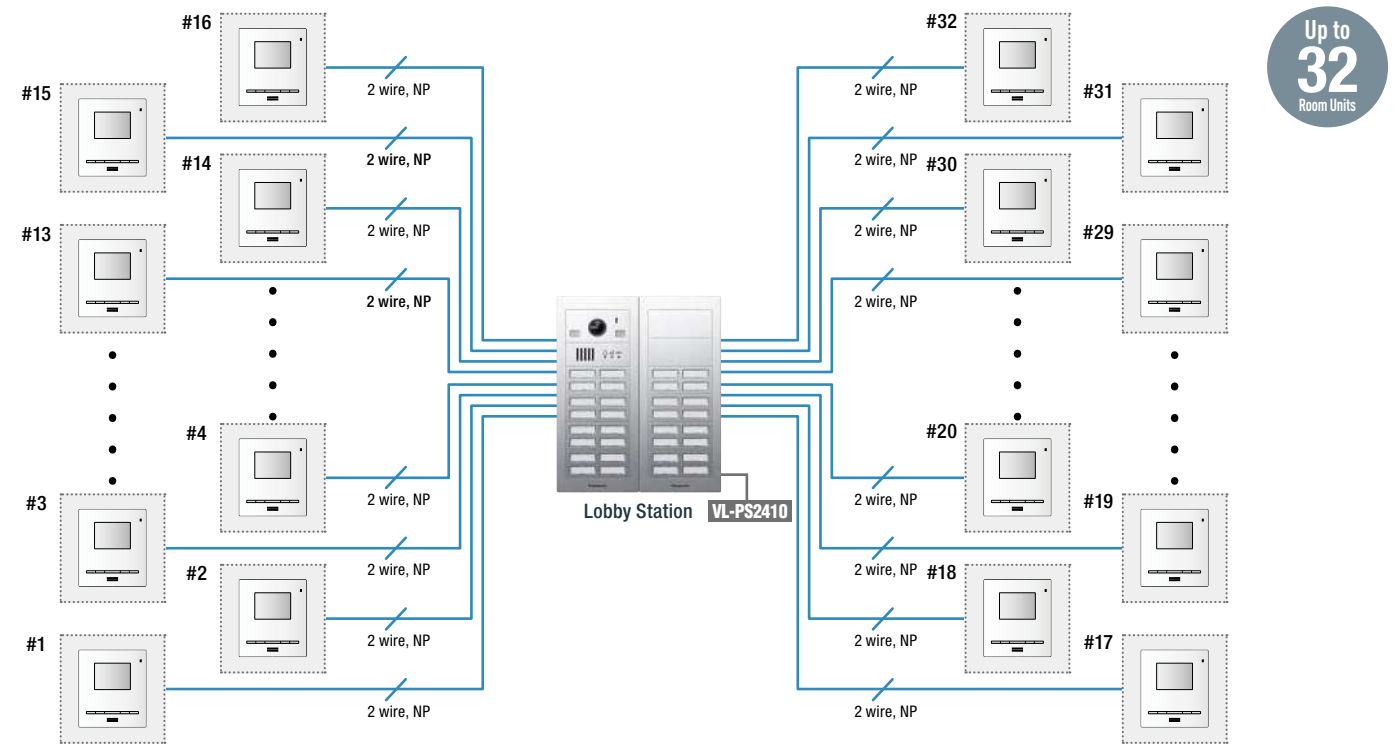
(Unit: pcs)	32	28	16	13	24	16	8	7	6
Number of call buttons	32	28	16	13	24	16	8	7	6
VL-VM101	1	1	1	1	1	1	1	1	1
VL-VM301				1					
VL-VM302								1	1
VL-VM303								1	
VL-VM304	8	7	4	3	6	4	2	1	1
VL-VM901	2	3				2			
VL-VM502/VM503*	VL-VM503: (2)		VL-VM503: (1)		VL-VM502: (2)		VL-VM502: (1)		
VL-VM602/VM603	VL-VM603: 2		VL-VM603: 1		VL-VM602: 2		VL-VM602: 1		
VL-VM801	1	1			1	1			



When the surface mount installation method is used to install 2 Lobby Stations side-by-side, a gap of 60 mm or more is required.

\*The surface mount cover cannot be attached when the lobby station is flush mounted. However, make sure to use the surface mount cover when the lobby station is surface mounted.

## Star-shaped Wiring



**Wiring distance:** Lobby Station – Monitor Up to 100 m (ø0.65 mm) / Up to 200 m (ø1.20 mm)  
 PSU (VL-PS240) – Lobby Station Up to 10 m (ø0.65 mm) / Up to 20 m (ø2.0 mm)  
 PSU (VL-PS2410) – Lobby Station Up to 50 m (ø0.65 mm) / Up to 100 m (ø2.0 mm)

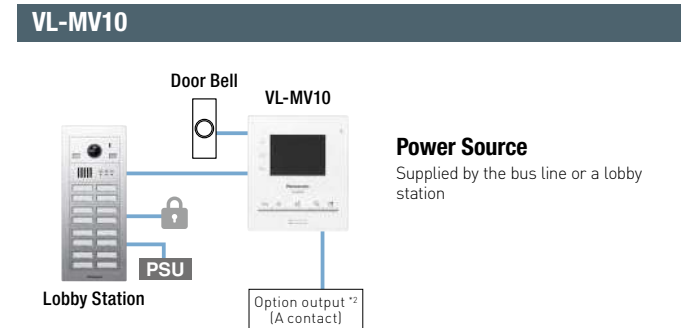
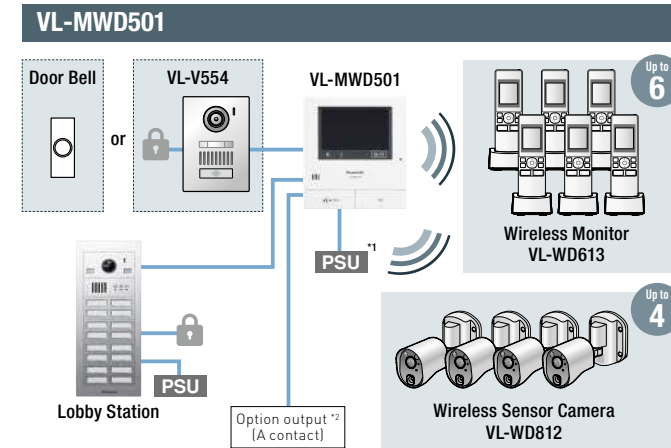
### Power Supply Unit Estimate (For Star-shaped Wiring)

(Unit: pcs.)

Monitor	1~4	5~32
Lobby Station	1	1
Power Supply Unit VL-PS240 (0.6A)	1	-
Power Supply Unit VL-PS2410 (2.5A)	-	1

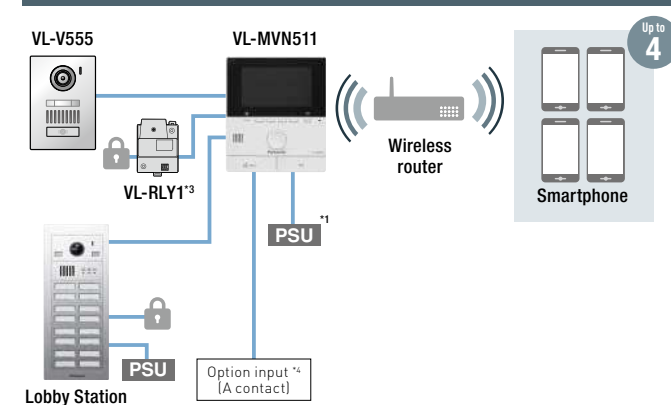
This is an estimate of a minimal configuration. The actual configuration depends on the installation environment/conditions.

## Monitor Lineup



**Power Source**  
 Supplied by the bus line or a lobby station

## VL-MVN511



- PSU : Power Supply Unit
- \*1 A Power Supply Unit is included with the monitor.
- \*2 Devices that can be connected to the option output: doorbell light, door chime, rotating light, etc.
- \*3 A Relay Box (VL-RLY1) is NOT included with the monitor (VL-MVN511).
- \*4 Option inputs can be used to connect 2 sensors.





# IP Video Intercom System for Apartment Complexes



Lobby Station

## VL-VN1900

Pure IP lobby station with a colour LCD monitor and wide-angle camera. Elegant design and durable structure with a metallic panel.



Room Monitor

## VL-MN1000

Pure IP room monitor with 7-inch wide LCD and touch screen.

### Main Features

- 3.5-inch colour LCD monitor (320x240 pixels)
  - Displays the resident's name
  - On-screen user guidance
- Wide angle camera
  - Wide view of 120 degrees (horizontal), 72 degrees (vertical)
  - Mechanical adjustment (up to +/- 15 degrees vertically)
  - 2.0 M pixels provide a clear image
- E-lock unlocking function
  - Unlock the public door by using an IC card (Built-in MIFARE® RFID)
  - Unlock the public door by using a PIN code for each residence

### Other Features

- Strong and elegant exterior with an aluminium panel
- IP55, compliant with IK07
- Phonebook (Room-No., Resident's names)
- Theft detection buzzer

### Main Features

- 7-inch wide LCD with capacitive touch screen
  - Provides a clear image on the wide screen
  - Accurate and smooth operation via a capacitive touch screen
- IP camera monitor
  - Monitors various areas using a Panasonic Network Camera (Supported devices: Panasonic i-PRO series, E-series)
- Standard PoE is supported
  - Power can be supplied via Ethernet cable (PoE)
  - Power Supply Unit also available (VL-PS240 is sold separately)

### Other Features

- Video messages from the Lobby Station: up to most recent 50
- Manual recording (videos): up to most recent 50
- Auto/manual recording (still images): up to most recent 100
- E-lock unlocking (both individual and public doors)
- 5 sensor inputs (emergency/urgency button and other sensors) and 1 door bell input

## One Panasonic Solution

Greater peace of mind with interconnected Panasonic IP products



### SIP Phone

Communication



- Recommended Model-No.\*
  - KX-HDV430 (Video and Audio)
  - KX-HDV230 (Audio)
  - KX-HDV130 (Audio)

### IP Camera / Network Camera

Monitoring



- Operation Specification
  - Codec Format: H.264 (Fixed)
  - Image Resolution: 720p (1280x720 pixels) or less
  - Frame Rate: 20 fps or less
- Recommended Models\*
  - E-series, i-PRO series



Door Station

## VL-VN1500

Pure IP door station with a wide-angle camera and RFID reader. Simple and sleek design.

### Main Features

- Wide-angle camera
  - Wide view of 113° degrees (horizontal), 69° degrees (vertical)
  - 1.3 M pixels provide a clear image
- E-lock unlocking function
  - Unlock the individual doors by using an IC card (Built-in MIFARE RFID)
  - \* Relay box is required when connecting an E-lock to the door station. (VL-RLY1 is sold separately)
- Standard PoE is supported
  - Power can be supplied via Ethernet cable (PoE)
  - Power Supply Unit also available (VL-PS240 is sold separately)

### Other Features

- Night vision with white coloured LED lights
- Theft detection buzzer



Control Box

## VL-VN1700

Up to 2000 devices\* are supported. Panasonic SIP Phone is available in the system. \* Includes setup tool for mass configuration of 2000 devices

### Main Features

- Embedded SIP server
  - Supports 2000 SIP devices (Lobby Station, Door Station, Room Monitor and Panasonic SIP Phone)
- Voice mail
  - Voice mails can be issued by the SIP Phone to each room or grouped rooms

### Other Features

- E-mail notification\*
  - Even if the guard is out, voice mails from residents to the guard station (SIP Phone) can be forwarded via e-mail, enabling quick access to important voice mail
- \* External mail server and an internet connection are required.

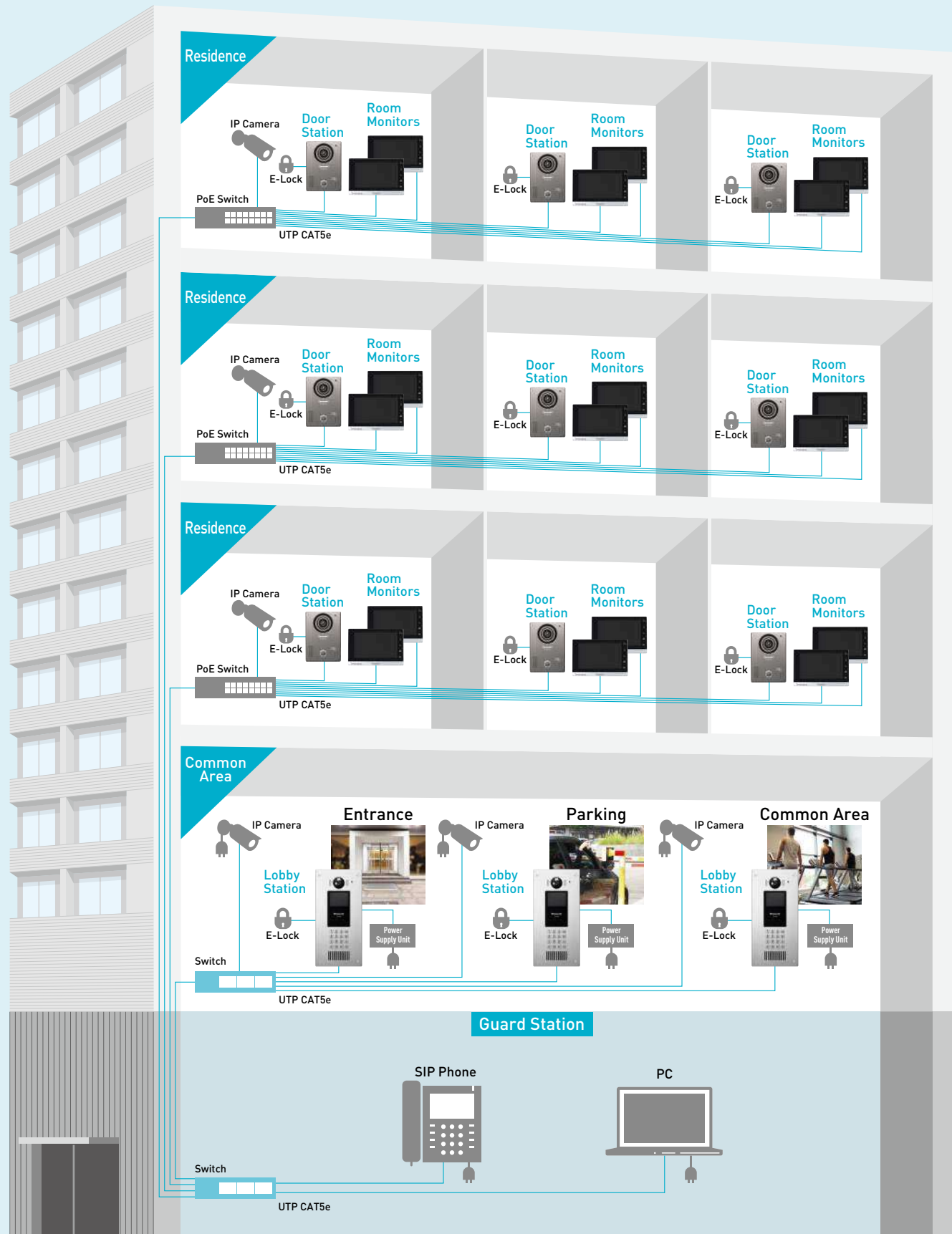


# System Diagram of the Apartment System

Support up to 200 devices on a system without a Control Box

## FUNCTION


- 200 SIP devices are supported
- Multiple sessions are supported
- Send text mail from control room to all monitors
- Easy setup by PC tool



Support up to 2,000 devices on a system with a Control Box

## FUNCTION


- 2,000 SIP devices are supported
- Multiple sessions are supported
- E-mail notification
- Send voice mail from control room to all monitors
- Easy setup by PC tool



Panasonic

VL-V901

# Analogue Video Intercom System for Apartment Complexes



Distribution Box

## VL-V701

Functions as a distribution box or repeater. The function can be switched with a DIP switch.


### Role as a distribution box

A distribution box for connecting the control box with the main monitor of each room.

### Role as a repeater box

A repeater box for amplifying the signal when the control box and main monitor are far away from each other.

Only one can be connected between the control box and distribution box #10.



Lift Controller


## VL-V702

Controlling the destination of lifts  
Controlling the destination (floor) of visitors by linking with the lift and lift control box.

### Supported control methods

- 1:1 control (Relay signalling)
- Binary control

\* The supported control method depends on the specifications of the lift and lift control box. Contact the lift manufacturer for details.



Extension Box

## VL-V703

Device for extending the lobby stations and control boxes.

### Features


- Extend lobby stations / control boxes
- Up to 6 lobby stations
- Up to 4 control boxes



Lobby Station

## VL-V901

Doorphone for the public entrance of housing complexes. Destination display, calling, conversation, electric lock



Control Box

## VL-V700

Device for controlling the entire system

### Features

- Guidance (simple usage for visitors)
- Wide angle camera : Horizontally: approx. 170°  
Vertically: approx. 110°
- Heat sensor: The backlight of the display and buttons are turned on when a visitor is detected.
- 4.3-inch LCD / white backlit LCD
- Blue / Amber LED backlit buttons
- White coloured LED lights for night colour vision
- Unlock with PIN-code
- Room number and name registration
- Room owner name display

### Connectable devices

- Security camera
- Electric lock
- Access controller



### Features

- Easy setup (Room number registration)
- Easy connection check (Check connections between the control box and main monitor of each room)
- Real time monitoring
- Log (SD card recording)  
Text log: More than 90,000 items (date, caller, receiver, operation, status)  
Image log: Up to 90,000 images (overwrite save) (visitors call)

### Connectable devices

- PBX
- PC (for program settings)
- Monitor (for real time monitoring)

## Main Monitor Line Up

	VL-MVN511	VL-MV26
	 VL-PS240 (Power Supply Unit)	 VL-PS240 (Power Supply Unit)
Power source	Power supply unit (VL-PS240) 24 V DC, 0.5 A	Power supply unit (VL-PS240) 24 V DC, 0.5 A
Power consumption	Standby: Approx. 1.8 W Operating: Approx. 10.0 W	Standby: Approx. 1.2 W Operating: Approx. 8.0 W
Dimensions (H x W x D) (Excluding protruding sections)	186 x 161 x 23.5 mm	169 x 129 x 29 mm
Weight	485 g	330 g
Operating environment	Ambient temperature: Approx. 0 °C to +40 °C Relative humidity (non-condensing): up to 90 %	
Display	5-inch wide colour / WQVGA (480x272 pixels)	3.5-inch colour / QVGA (320x240 pixels)
Display language	English, French, German, Spanish, Italian, Dutch (VL-MVN511FX: English, Polish, Romanian, Hungarian)	English
Frequency range	IEEE 802.11 b/g/n 2.4 GHz	
Installation method	Wall mount (mounting bracket supplied)	
External material	Flame retardant ABS and PS resin	Flame retardant ABS resin
Supported functions		
Door station	1 door station input (VL-V554/V554U, VL-V555)	-
Door bell	1 door bell input	1 door bell input
Electric lock release support	Up to 2 (for individual x 1 <sup>1</sup> , for public x 1)	Up to 1 (for public x 1)
Picture recording	Up to 400 images (up to 50 visitors (up to 8 still images per visitor))	Up to 30 images (up to 30 visitors, 1 shot per visitor)
Voice changer	Yes	-
Pan, Tilt, Zoom	Pan, Tilt, Zoom (for VL-V901, VL-V554/V554U, VL-V555)	-
Smartphone connect	Up to 4	-
E-mail notification	Up to 4 <sup>2</sup>	-
Other functions	<ul style="list-style-type: none"> <li>• Guard call</li> <li>• Monitor security camera</li> <li>• Emergency call</li> </ul>	<ul style="list-style-type: none"> <li>• Guard call<sup>3</sup></li> <li>• Monitor security camera</li> <li>• Emergency call<sup>3</sup></li> </ul>

\*1 The optional VL-RLY1 is required.

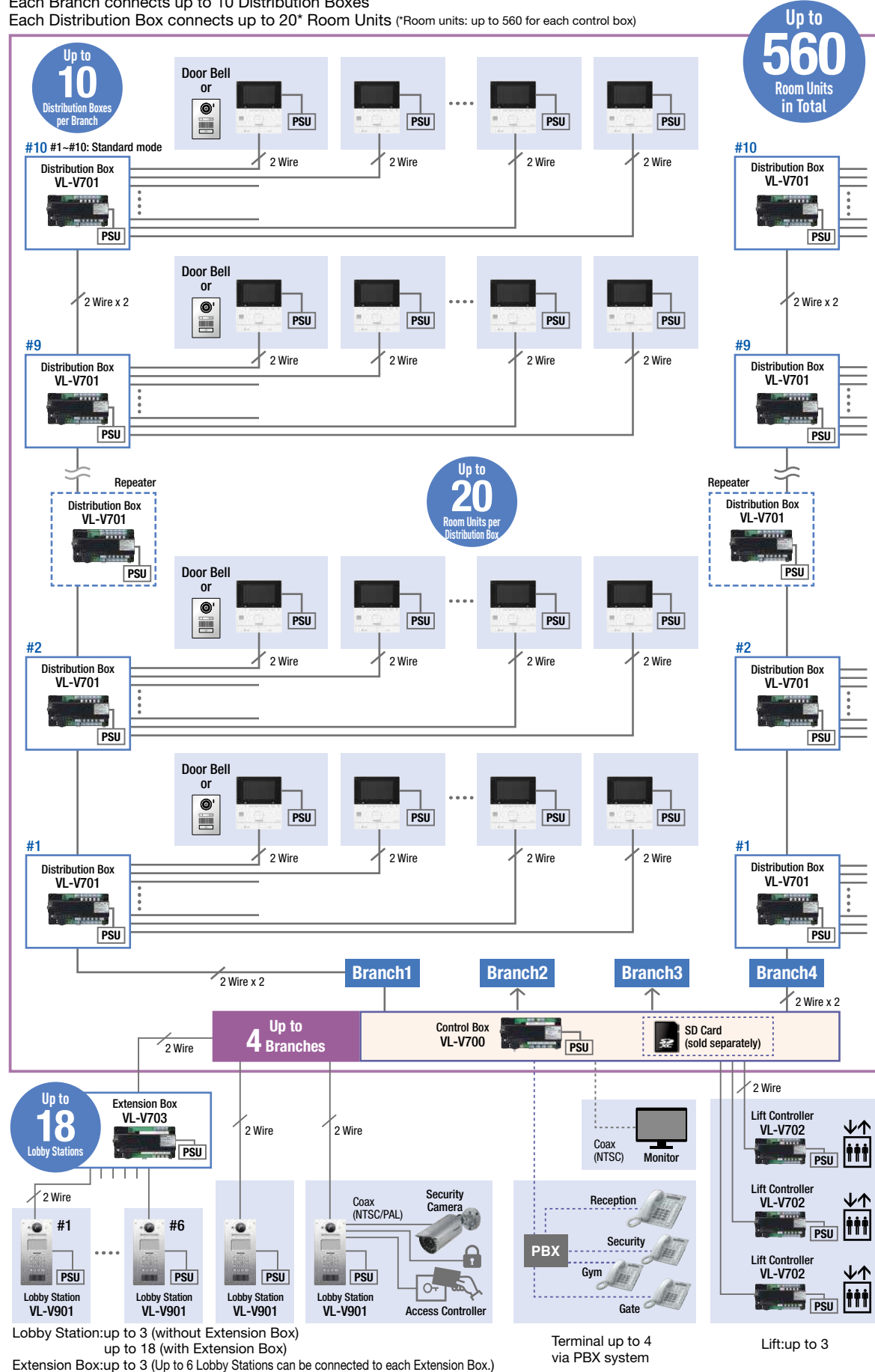
\*2 The main monitor must be connected to a wireless router that is connected to the Internet in order to use email feature.

\*3 Either one can be connected.



## Basic System

Each Branch connects up to 10 Distribution Boxes  
Each Distribution Box connects up to 20\* Room Units (\*Room units: up to 560 for each control box)



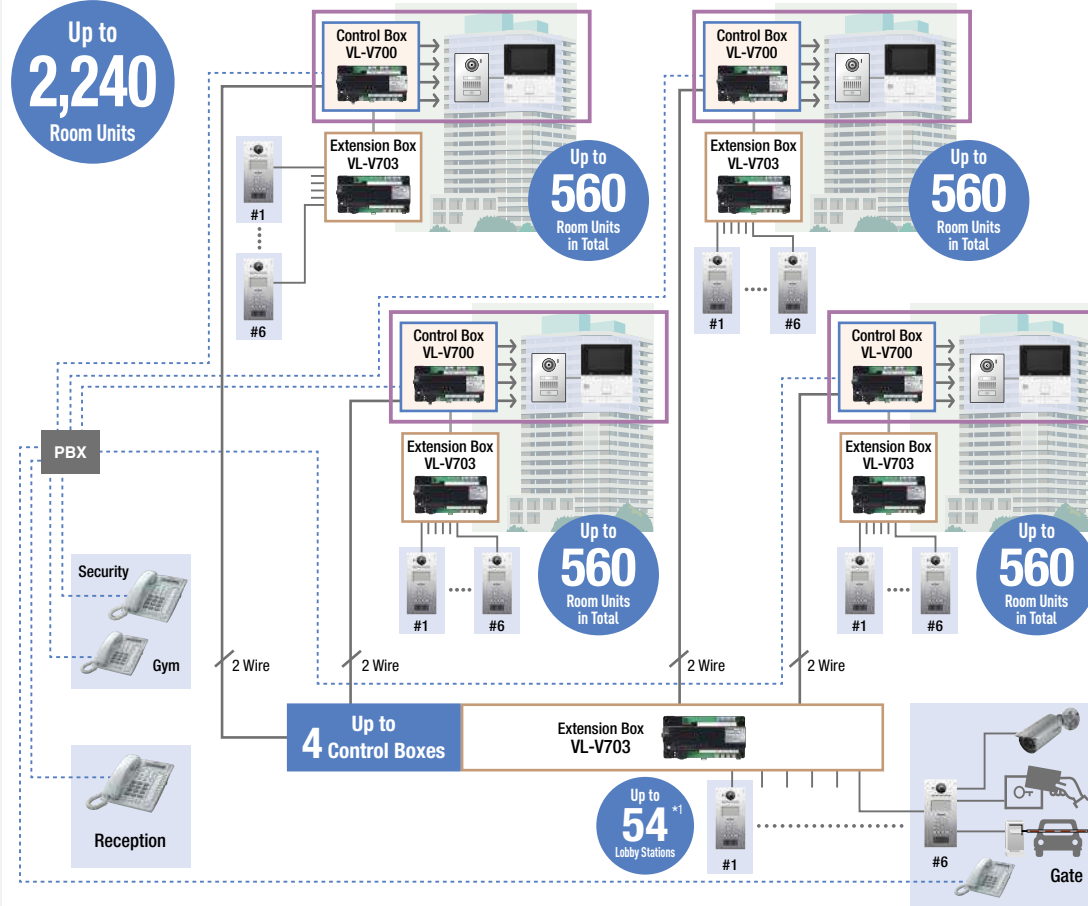
- Extension Boxes do not operate as repeaters that allow longer distances between the Control Box and Lobby Stations.
- Lobby Stations (VL-V901) connected to Extension Boxes (VL-V703) cannot be called from the main monitors or terminals.

### Wiring Distance

\*Use PE (polyethylene)-insulated cables.

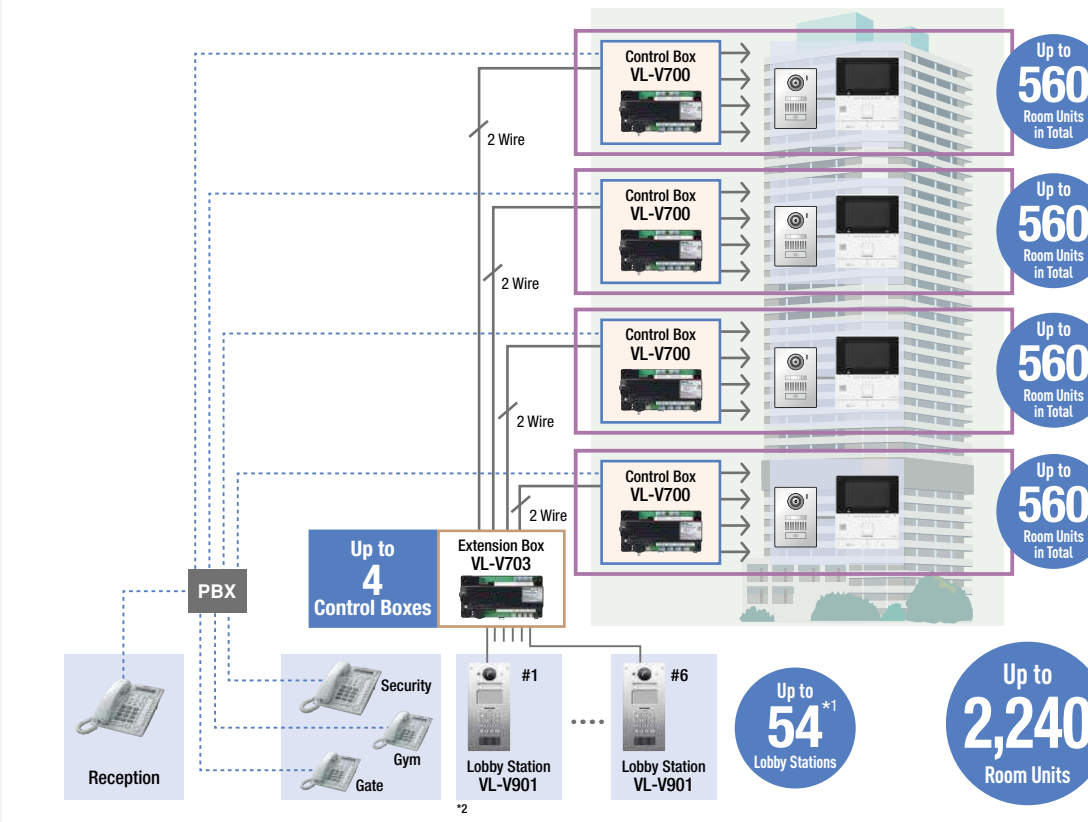
Wiring run	Wire diameter		Wiring run	Wire diameter	
	0.65 mm (22 AWG)	1.2 mm (17 AWG)		0.65 mm (22 AWG)	1.2 mm (17 AWG)
Control Box - (Extension Box) - Lobby Station	100 m	200 m	Control Box - Distribution Box (Repeater Mode)	100 m	200 m
Control Box - The farthest Distribution Box (Standard Mode)	100 m	200 m	Distribution Box (Repeater Mode) - The farthest Distribution Box (Standard Mode)	100 m	200 m
Distribution Box (Standard Mode) - Main Monitor	100 m	200 m	Control Box - The farthest Lift Controller	100 m	200 m

## Expanded System for Multi building



## Expanded System for Large scale building

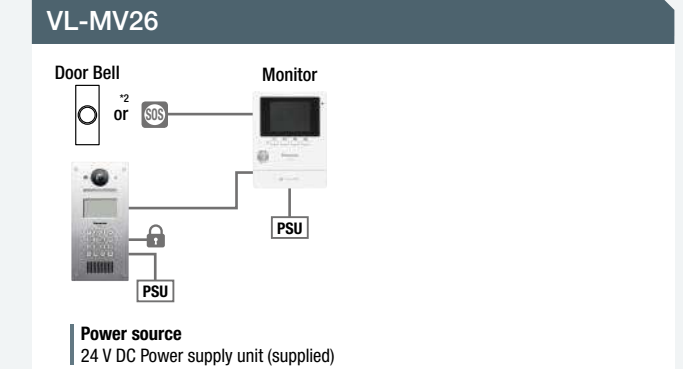
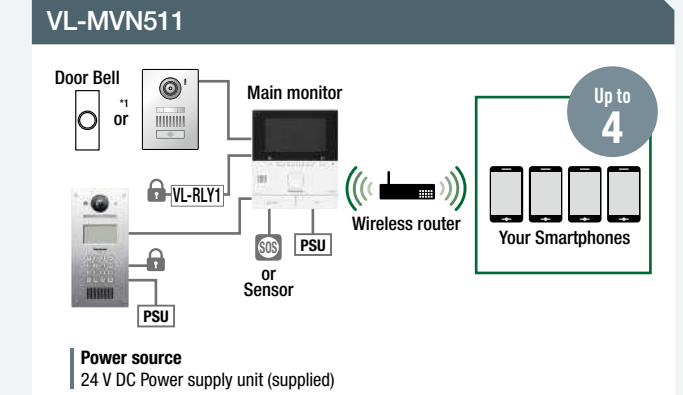
There are restrictions\*2 on the system



- \*1 There are usage restrictions when connecting more than 19 Lobby Stations. Consult your certified Panasonic dealer for more information.
- \*2 When a visitor calls a resident from the Lobby Station on a system with multiple Control Boxes installed in one building, even though there is only one building, the visitor needs to enter the building number before entering the room number.

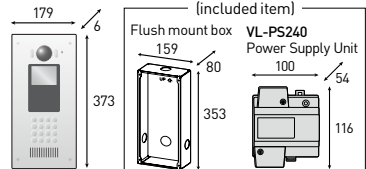
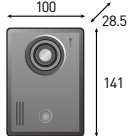
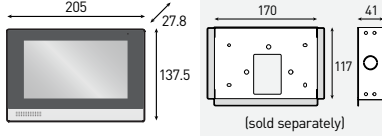
- PSU** Power Supply Unit (VL-PS240)
- SOS** Emergency Button
- E-Lock**

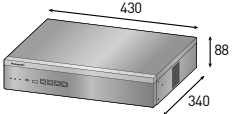
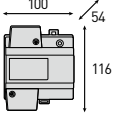
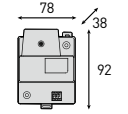
## Monitor Lineup



- \*1 Either one can be connected. Door bell connect to the option input
- \*2 Either one can be connected.

VL-VN1900 series (IP Video Intercom System for Apartment Complexes)

Model number and name	VL-VN1900 Lobby Station	VL-VN1500 Door Station	VL-MN1000 Room Monitor
Dimensions (Unit: mm)			
Power source	Power supply unit (VL-PS240) 24 V DC, 0.6 A	PoE (IEEE 802.3af compliant, Class 2 device) or Power supply unit (VL-PS240*) 24 V DC, 0.6 A	PoE (IEEE 802.3af compliant, Class 2 device) or Power supply unit (VL-PS240*) 24 V DC, 0.6 A
Power consumption	Standby: 3.5 W, Operating: 8.5 W	PoE: Standby: 2.5 W / Operating: 5.1 W VL-PS240: Standby: 2.6 W / Operating: 6.3 W	PoE: Standby: 1.9 W / Operating: 6.3 W VL-PS240: Standby: 2.1 W / Operating: 6.2 W
Dimensions (H x W x D) (Excluding protruding sections)	373 x 179 x 6 mm (excluding sections embedded into the wall)	141 x 100 x 28.5 mm	137.5 x 205 x 27.8 mm
Weight	1.5 kg	250 g	550 g
Operating environment	Ambient temperature: Approx. -10 °C to +55 °C Relative humidity (non-condensing): up to 90 %	Ambient temperature: Approx. -10 °C to +55 °C Relative humidity (non-condensing): up to 90 %	Ambient temperature: Approx. 0 °C to +40 °C Relative humidity (non-condensing): up to 90 %
Display	3.5-inch colour display (320x240 pixels)	—	7-inch wide colour display with touch screen (800x480 pixels)
Display language	English, Arabic, French, Italian, German, Spanish and Dutch Only user guidance supports multiple language Resident's names are only in English	—	English, Arabic, French, Italian, German, Spanish and Dutch
Talking method	Hands-free	Hands-free	Hands-free
Network interface	10BASE-T/100BASE-TX (Auto MDI/MDI-X)	10BASE-T/100BASE-TX (Auto MDI/MDI-X)	10BASE-T/100BASE-TX (Auto MDI/MDI-X)
Network protocol	TCP/IP, UDP	TCP/IP, UDP	TCP/IP, UDP
Wiring	UTP [cat.5e or higher]	UTP [cat.5e or higher]	UTP [cat.5e or higher]
Card reader (RFID)*1	13.56 MHz (ISO/IEC 14443 Type A (MIFARE))	13.56 MHz (ISO/IEC 14443 Type A (MIFARE))	—
Expanded interface	Support for electric lock releasing (entrance unlocking) x 1	E-lock x 1 *Relay box VL-RLY1 is required (sold separately)	Sensor input x 5 (including emergency / urgency button)
Viewing angle	Horizontally: Approx. 120°, Vertically: Approx. 72° (15° angle adjusting, vertical only)	Horizontally: Approx. 113°, Vertically: Approx. 69°	—
Image sensor	2.0 M pixels CMOS sensor	1.3 M pixels CMOS sensor	—
Minimum illuminance required	1 lx (within approx. 50 cm from the camera lens)	1 lx (within approx. 50 cm from the camera lens)	—
Lighting method	White coloured LED lights	White coloured LED lights	—
SIP server	Embedded SIP server (up to 200 devices)	—	—
Video / Audio format	Video: H.264, Audio: G.711	Video: H.264, Audio: G.711	Video: H.264, Audio: G.711
IP rating / IK rating	IP55** / Compliant with IK07	IP54** / —	—
Recording	—	—	Internal memory (video with audio can be saved)
Installation method	Flush mount (flush mounting box supplied)	Surface mount (mounting base supplied)	Surface mount (mounting bracket supplied) or Flush mount (mounting box VL-VN1790 sold separately)
External material	Aluminium	PC+ABS resin	PC+ABS resin
Supported functions	<ul style="list-style-type: none"> <li>Room numbers using numbers 0 through 9 and letters A through F</li> <li>Phonebook (Room-No., Resident's name)</li> <li>Theft detection buzzer</li> <li>Unlock lobby door via a PIN code or RFID card (MIFARE)</li> <li>Reception mode</li> <li>Display a BMP file set by the user (320x180 pixels)</li> </ul>	<ul style="list-style-type: none"> <li>Unlock individual doors via the RFID card (MIFARE)</li> <li>Theft detection buzzer</li> </ul>	<ul style="list-style-type: none"> <li>Monitoring through the IP camera</li> <li>Emergency / Urgency call, Sensor, Door bell</li> <li>Intercom calls between monitors (family or neighbours)</li> <li>Calls to SIP Phones (guard station, reception, etc.)</li> <li>Register up to 32 IP cameras per monitor**</li> <li>Register up to 18 SIP Phones per monitor**</li> </ul>

Model number and name	VL-VN1700 Control Box	Options VL-PS240 Power Supply Unit	VL-RLY1 Relay Box
Dimensions (Unit: mm)			
Power source	100-240 V AC, 0.95-0.6 A, 50/60 Hz	Input: 220-240 V AC, 0.2 A (50/60 Hz) Output: 24 V DC, 0.6 A	Supplied by the main monitor
Power consumption	Under 50 W	—	—
Dimensions (H x W x D) (Excluding protruding sections)	88 x 430 x 340 mm	116 x 100 x 54 mm	92 x 78 x 38 mm
Weight	4.5 kg	230 g	130 g
Operating environment	Ambient temperature: Approx. 0 °C to +40 °C Relative humidity (non-condensing): up to 90 %	Ambient temperature: Approx. 0 °C to +50 °C Relative humidity (non-condensing): up to 90 % (indoor use only)	Ambient temperature: Approx. 0 °C to +40 °C Relative humidity (non-condensing): up to 90 %
Display	—	—	—
Display language	—	—	—
Talking method	—	—	—
Network interface	10BASE-T/100BASE-TX/1000BASE-T (Auto MDI/MDI-X)	—	—
Network protocol	TCP/IP, UDP	—	—
Wiring	UTP [cat.5e or higher]	—	—
Expanded interface	—	—	—
Video / Audio format	—	—	—
Recording	—	—	—
Installation method	Mountable to 19-inch racks	Wall mount or attach to DIN rail	Wall mount or attach to DIN rail
External material	Front Cabinet: ABS, Lower / Upper Cabinet: Steel	Flame retardant PC+ABS resin	Flame retardant ABS resin
Supported functions	<ul style="list-style-type: none"> <li>Voice mail</li> <li>E-mail notification</li> <li>Supports up to 2000 SIP devices (embedded SIP server)</li> </ul>	—	—

\*1 10,000 RFID card keys can be registered to each Lobby Station. Each card key must be individually registered / updated ("Issue card", "Lost / Found", and "Delete") to each Lobby Station with which it will be used. There are no batch operations to register / update card keys to multiple Lobby Stations at the same time.

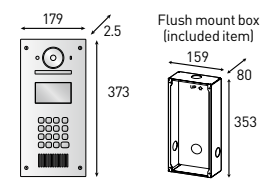
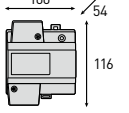
\*2 Water resistance is only assured if lobby station/the doorphone installed correctly according to the instructions in the Operating Instructions, and appropriate water protection measures are taken.

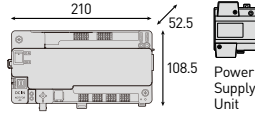
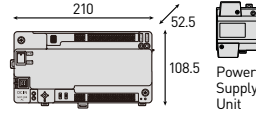
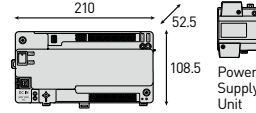
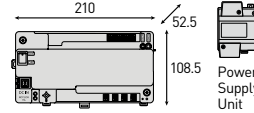
\*3 VL-PS240 is sold separately.

\*4 System total up to 500 IP cameras. Consult your dealer for more information.

\*5 System total up to 50 SIP phones. Consult your dealer for more information.

VL-V901 series (Analogue Video Intercom System for Apartment Complexes)

Model number and name	VL-V901	
	Lobby Station	Power Supply Unit (VL-PS240)
Dimensions (Unit: mm)		
Power source	Power supply unit (VL-PS240) 24 V DC, 0.2 A	Input: 220-240 V AC, 0.2 A (50/60 Hz) Output: 24 V DC, 0.6 A
Power consumption	Standby: Approx. 1.9 W Operating: Approx. 4.5 W	—
Dimensions (H x W x D) (Excluding protruding sections)	373 x 179 x 2.5 mm (excluding sections embedded into the wall)	116 x 100 x 54 mm
Weight	2.0 kg	230 g
Operating environment	Ambient temperature: Approx. -10 °C to +55 °C Relative humidity (non-condensing): up to 90 %	Ambient temperature: Approx. 0 °C to +50 °C Relative humidity (non-condensing): up to 90 % (indoor use only)
Display	4.3-inch monochrome display (white backlight LCD)	—
Display language	English	—
Talking method	Hands-free	—
Expanded interface	Support for electric lock releasing (entrance unlocking) x 1 VIDEO-IN (recommended Panasonic security camera) x 1	—
Viewing angle	Horizontally: Approx. 170° Vertically: Approx. 110°	—
Image sensor	(1/4 inch) CMOS sensor (approx. 1 M pixels)	—
Minimum illuminance required	1 lx (within approx. 50 cm from the camera lens)	—
Lighting method	White coloured LED lights	—
IP rating / IK rating	IP55** / Compliant with IK07	—
Installation method	High corrosion resistant stainless steel (SUS316), partially ABS and PC	Wall mount or attach to DIN rail
External material	Stainless steel (partially ABS and PC)	Flame retardant PC+ABS resin
Supported functions	<ul style="list-style-type: none"> <li>Guidance (simple usage for visitors)</li> <li>Night colour vision (white coloured LED lights)</li> <li>Heat sensor: The backlight of the display and buttons are turned on when a visitor is detected</li> <li>Display the resident's names</li> <li>Unlock with PIN-code</li> </ul>	—

Model number and name	VL-V700 Control Box	VL-V701 Distribution Box / Repeater Box	VL-V702** Lift Controller	VL-V703 Extension Box
Dimensions (Unit: mm)				
Power source	Power supply unit (VL-PS240) 24 V DC, 0.2 A	Power supply unit (VL-PS240) 24 V DC, 0.1 A	Power supply unit (VL-PS240) 24 V DC, 0.2 A	Power supply unit (VL-PS240) 24 V DC, 0.1 A
Power consumption	Standby: Approx. 3.5 W Operating: Approx. 3.7 W	Standby: Approx. 1.2 W Operating: Approx. 2.0 W	Standby: Approx. 0.4 W Operating: Approx. 4.4 W	Standby: Approx. 1.5 W Operating: Approx. 1.5 W
Dimensions (H x W x D) (Excluding protruding sections)	108.5 x 210 x 52.5 mm			
Weight	400 g			350 g
Operating environment	Ambient temperature: -10 °C to +50 °C Relative humidity (non-condensing): up to 90 % (indoor use only)			
Installation method	Wall mount or attach to DIN rail			
External material	ABS (flame retardant ABS resin)			
Log	Save the text logs and visitors' images in the SD card (sold separately) Text logs: More than 90,000 items Images: Up to 90,000 images	—	—	—
Supported functions	<ul style="list-style-type: none"> <li>USB connection (provide PC application/English)</li> <li>date and time setting (HH:MM DD/MM/YYYY)</li> <li>set the room number to the monitor</li> <li>estimate the status of the equipment in the system</li> <li>operation setting (terminal, pass code, and so on)</li> <li>SD card (SDHC/SDXC): Log function</li> <li>VIDEO OUTPUT (NTSC up to 1)</li> <li>RJ-11: Connect with PBX system</li> </ul>	<ul style="list-style-type: none"> <li>Dip switch</li> <li>Mode change (Distribution mode/Repeater mode)</li> <li>Termination setting (Normal/Termination)</li> <li>ID setting (1-10)</li> </ul>	<ul style="list-style-type: none"> <li>Supported control methods</li> <li>1:1 control (Relay signalling)</li> <li>Binary control</li> </ul>	<ul style="list-style-type: none"> <li>Extend lobby stations / control boxes</li> <li>Up to 6 lobby stations</li> <li>Up to 4 control boxes</li> </ul>

\*1 Water resistance is only assured if the lobby station is installed correctly according to the instructions in the Installation Guide, and appropriate water protection measures are taken.

\*2 The supported control method depends on the specifications of the lift and lift control box. Contact the lift manufacturer for details.