

DS-K3GL606WX-WB **Sliding Gate Opener**



- Support built-in WIFI and LAN interfaces, easy for remote management system.
- Battery-driven, max open speed at 36 m/Min (2 x 12V 7AH batteries are essential for normal operation).
- Support Mobile web configuration with AP mode by a simple touch on NFC tags.
- Support component status self-diagnostics
- Support built-in access system, could achieve the functions of opening doors via PIN code, card, and QR code with external AC card reader.
- The system supports linkage function, enabling integrated applications with intercom, alarm, and access control systems.
- The product supports low-power mode, which allows for excellent power consumption management after a power outage, achieving longer standby times and more door opening and closing cycles.

▪ Specification

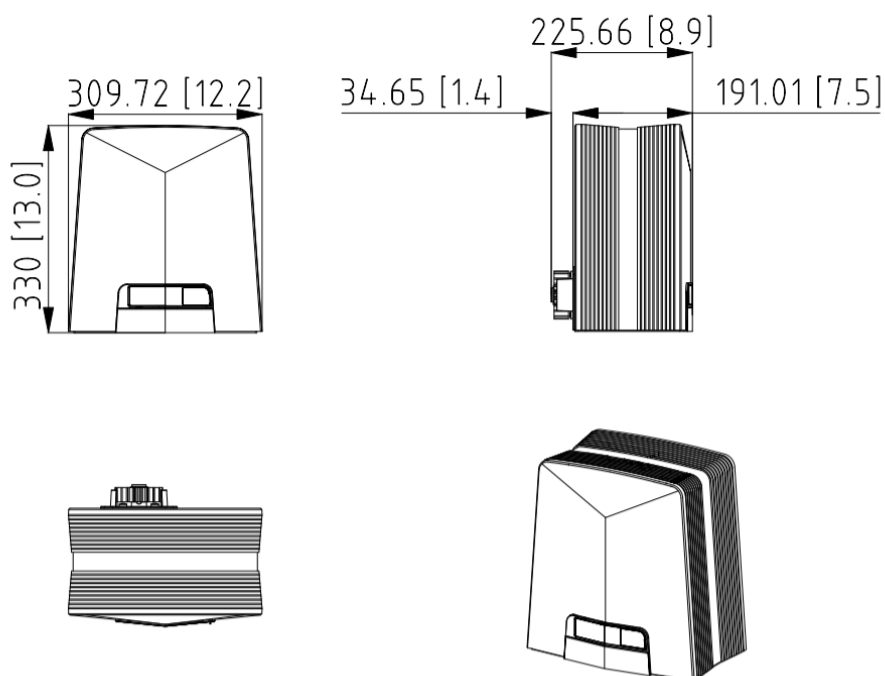
System	
Motor	Brush motor
Remote Keyfob Capacity	3,000
MCBF	≥ 0.8 million times
Gate mass - maximum	600 Kg
Open speed	Up to 36 m/min,@17 Kgf
Backup battery	12V 7AH × 2
Motor Push Force - Starting	30 Kgf
Motor Push Force - Rated	17 Kgf
Gate Length - Maximum	20 m
Network	
Wired network	10/100 Mbps self-adaptive Ethernet
Wi-Fi	Support
4G	Optional
Interface	
Network interface	1
Exit button	2
Alarm output	2
TAMPER	1
RS-485	1
USB	NA
Case input	2
IR connection	2
Emergency Input	1
Power Supply Output	24V/0.15A 12V/0.2A*2
Hardware	
Buzzer	Support
Expansion screw	M12 X 150mm
Capacity	
Card capacity	250,000
Event capacity	500,000
Function	
Configuration via PC Web	Support
Configuration via mobile Web	Support
Hik-Connect	Not support
Multi-factor authentication	Support
AP mode	Support
Communication protocol	TCP/IP,ISAPI
Keyfob	Support, 433 MHz, within 50 m
Soft Start & Stop	Support
Reopen	Support
Pedestrian Mode	Support
Flashing light	Support (Optional)

General	
Power consumption	Standby: 5 W Working: 280 W Peak: 400 W
Power supply method	Power supply: 100 to 240 VAC~, 50/60 Hz, 4A
Working temperature	-15 °C to 55 °C (5 °F to 131 °F)
Working humidity	10% to 95% (No condensing)
Protective level	IPX5
Dimensions	Without package: 309.72 mm × 225.66 mm × 330 mm (12.2" × 8.9" × 13.0") With package: 360 mm × 275 mm × 450 mm (14.17" × 10.83" × 17.72")
Weight	Net: 7.45 kg (16.3 lb) Gross: 10 kg (22 lb)
Approval	CE/CB/RoHS/REACH/WEEE
Language	English, Arabic, Indonesian, Japanese, Kazakh, Portuguese (Brazil), Spanish (Latin America), Spanish (Europe), Thai, Russian, Ukrainian, Uzbek, Vietnamese, Korean

▪ Available Model

DS-K3GL606WX-WB

▪ Dimension






Unit:mm [inch]

SCALE 1:1

▪ **Accessory**

▪ **Optional**

DS-KSM03/GL606	DS-K7IR01	DS-KSR01-GL	DS-KSB01-GL
			

See Far, Go Further



www.hikvision.com
support@hikvision.com

