


RCI YD30D Access Control Lock



RCI YD30D Lock is a fail-safe / fail - secure, 12-24 VDC self selecting access control lock. It is designed for double acting doors and can be installed in a horizontal or vertical position.

The YD30D is the perfect replacement for a Mag Lock or a Shear Lock and features self aligning capabilities, the ability to release under side load and comes fully monitored.

Orderable Parts

Item	Part #	Description
YD30D Lock	YD30D	YD30D ACCESS CONTROL LOCK DBL DR & STRIKE

Accessories

YD30D Strike	YD30D233	YD30D ACCESS CONTROL LOCK DBL DR 233 STK
YD30D Housing	YD30D234	YD30S ACCESS CONTROL LOCK DBL DR HS TAPE
YD30D Dress Plate	YD30D236	YD30S ACCESS CONTROL LOCK DBL DR DP TAPE
YD30 Wire Loom	YD30SD208	YD30S & YD30D WIRE LOOM
YD30 Fitting Tabs	YD30SD209	YD30S & YD30D FITTING TAB KIT

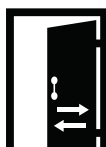
Standard Features

- Door misalignment correction ability 5 / 8"
- Release under side load of up to 1350 lbf (6,000N)
- Dual voltage 12-24 VDC self selecting
- Holding force in excess of 2250 lbf
- Fail-safe: releases instantly when power is disconnected
- Fail alarm: may be released upon activation of fire alarm
- Designed for double acting doors
- Perfect for framed and frameless glass doors
- Extremely low power, drawing only 40mA in standby
- Suitable for use on fire doors - UL10C







Applications



DOUBLE 180°
SWING THROUGH



SINGLE 180°
SWING THROUGH

YD30D		RCI YD30D Lock
YD30D233		RCI YD30D Strike
YD30D234		RCI YD30D Housing
YD30D236		RCI YD30D Dress Plate
YD30SD208		RCI YD30D Wire Loom
YD30SD209		RCI YD30D Fitting Tab Kit