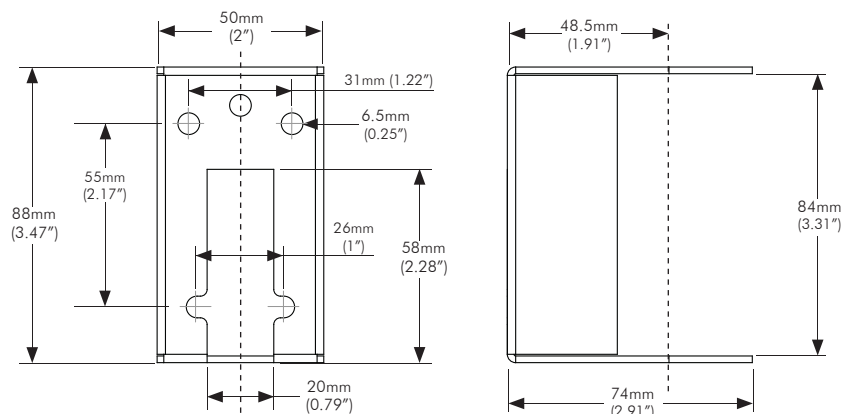


D Wall Mounting

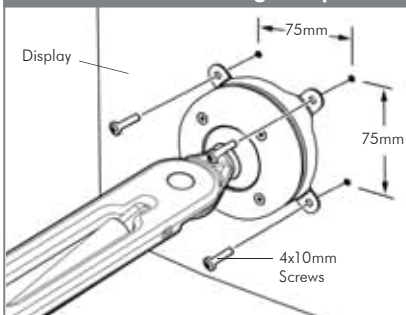
Wall Mount



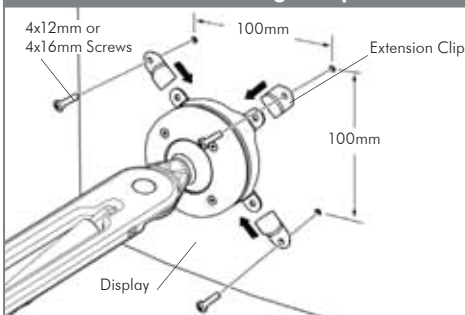
E Display Mounting Options

Suits 75mm x 75mm and 100mm x 100mm mounting hole patterns

75mm x 75mm mounting hole pattern

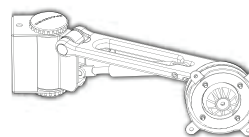
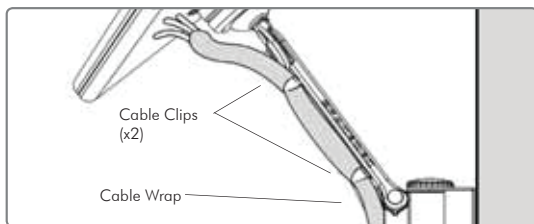


100mm x 100mm mounting hole pattern



F Cable Management

All Spacedec Acrobat Swing Arm Walls are supplied with 650mm (25.5") of Ø16mm (0.63") black Cable Wrap and two Cable Clips.



Technical Specifications

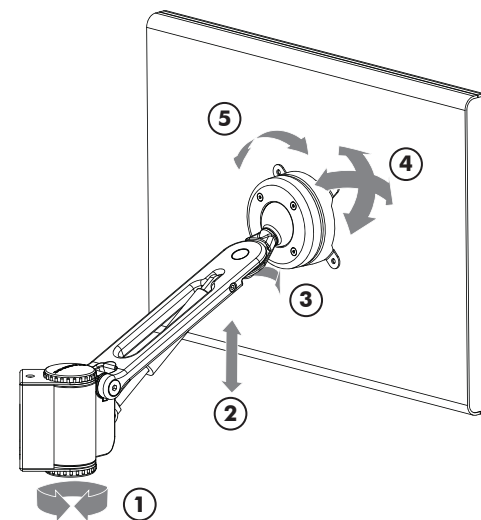
SPACEDEC ACROBAT

SD-SA-DW / SWING ARM WALL

NOTE: The following information is based on a Spacedec Acrobat Swing Arm Wall with the standard 350mm (13.75") arm set at the 6kg (13lbs) gas strut setting.

A General Features

- ① Arm swings 180° around wall mount
- ② Up to 460mm (18") height adjustment
- ③ Pivot head pans 85°
- ④ ±40° tilt, ±40° pan
- ⑤ Portrait/Landscape rotation



Display Compatibility:

Spacedec Acrobat is compatible with most LCD displays that use the VESA international mounting standard. Please refer to the VESA Compliance List on the Atdec website to view all compatible LCD models (atdec.com)

Display Weight Compatibility:

3kg to 9kg (6.6lbs to 19.8lbs)

Wall Mounting Options:

Suits both brick/concrete and timber stud walls.

Display Mounting Options:

Suits 75mm x 75mm and 100mm x 100mm mounting hole patterns

Cable Management:

Cable Wrap Manager Clip, Cable Clips and Cable Wrap (included in package)

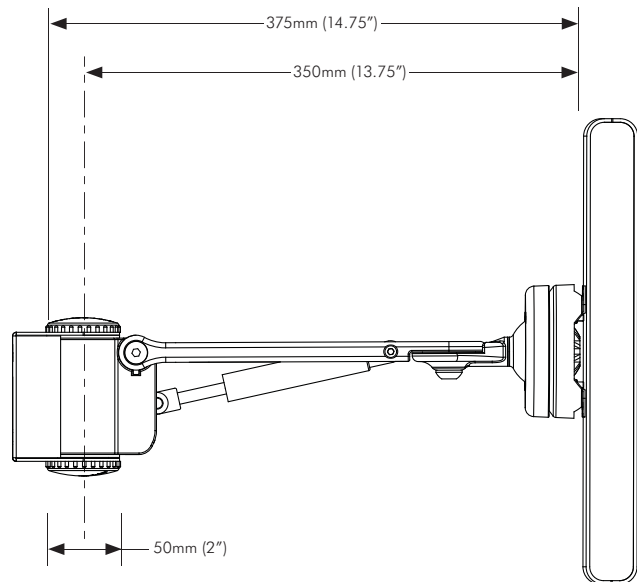
Colours:

Polished Aluminum, Silver or Black

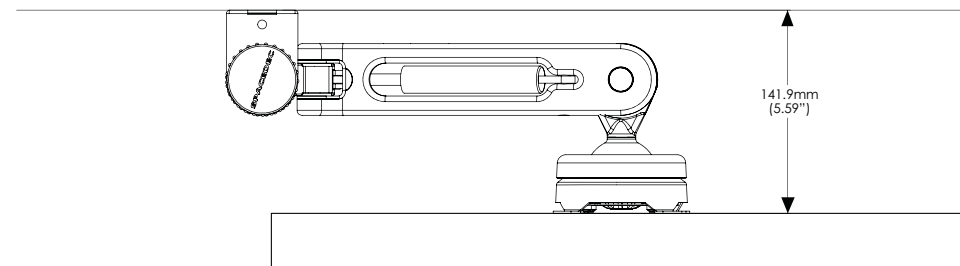
Warranty:

5 years limited

B Overall Dimensions



Minimum distance from wall



Range of Movement

