

AIPHONE

JK Series

Identify Widely



Wide and Zoom & PanTilt Hands-free Color Video Intercom

Change the Field of Vision for Added Security.

The advanced camera and monitor of the JK series expand your field of vision.
Enjoy a wide angle view with clear image quality.



About twice as wide as
our conventional series!



Panoramic Wide Angle View

To provide effective security, JK series features a wide angle camera that enables you to see the innovative panoramic view! People standing on sides and people with short/tall heights can be easily identified.



With the wide angle view, the JK series catches a person in a wheelchair, even someone who tries to hide from the camera, etc.

Aiphone's New Development!



Aiphone's newly developed fish-eye lens adjusts to encompass a broad view!

The image through a normal fish-eye lens camera can be wide, but it tends to have distortion problems. To improve the quality of the image, Aiphone has developed the technology to adjust the distortion!



Without distortion adjustment



With distortion adjustment

2 Types of Inside Station

JK-1MD

Standard Without picture memory

Master station w/Wide and Zoom & PanTilt color monitor

Only 27mm



JK-1MED

Picture memory

Master station w/Wide and Zoom & PanTilt color monitor & built-in picture memory.

Only 27mm



Zoom & PanTilt



Zoom

To see the detail, switch the picture mode to Zoom mode. Switching between Wide and Zoom mode can be easily done by pressing a button.



WIDE MODE



ZOOM MODE



PanTilt

Use the PAN/TILT button to change the camera angle in Zoom mode.



You can zoom in exactly where you want.



You can identify people in wheelchairs clearly by adjusting the camera angle.



■ Preset the best camera angle!

You may find the default camera angle for receiving visitor images is not the best for your entrance condition. If so, you can adjust and reset the camera angle.



The visitor is not displayed in the center.



You can now clearly identify the visitor in the center of the monitor. This gives you flexibility when setting up the Door Station.


Backlight & Night Sensitivity Adjustment



With the JK series, you do not have to worry about strong sunlight or darkness of night. Pressing the ADJUST button can make the view clearer.

Day time with strong backlight

Before adjustment




After adjustment



Night time with low light

Before adjustment



After adjustment



■ Shutter speed control function

The JK series automatically controls the shutter speed to provide the best image in any light condition. In low light situations, the shutter speed slows to provide more light.

JK-1MED only

Recording & Playing With JK-1MED, you can record pictures of visitors both manually and automatically.

Automatic Recording

Works anytime, even during your absence. The recording starts when the CALL button on the Door Station is pressed.

Records 6 shots per picture (3 shots at the Zoom mode, and 3 at Wide with the initial setting). Up to 40 pictures can be recorded, and 10 can be protected from automatic overwriting.

3 shots at the Zoom mode

3 shots at the Wide mode



You can change the initial setting to all zoom or wide.

All Wide



All Zoom



Manual Recording

Record picture as you need. The recording starts when you press the REC button while monitoring or talking to a visitor.



Playing

The play LED flashes when there are auto-recorded pictures. Press the PLAY button to play.



Quick & Easy set up

Setting up is easy for anyone. Just follow the menu displayed on the monitor.



Select from five different display languages

Choose from English, French, Dutch, Spanish, and Italian.

Entrance Monitoring

JK-1MD
&
JK-1MED

Monitor the area around the Door Station in both Wide and Zoom modes. To ensure privacy, inside sound is not transmitted to the Door Station.



Advanced Night Security

JK-1MD
&
JK-1MED

Clear identification even at night


When a call is received at night, the LED on the Door Station lights up automatically to send clear color image to the monitor.



Monitoring & Speaking to the entrance

For monitoring, the LED does not light up, so you can monitor without being noticed by the people around the entrance. Pressing the TALK button lights up the LED and allows you to speak to the entrance area.

You hear strange noises.



Other Features

JK-1MD
&
JK-1MED

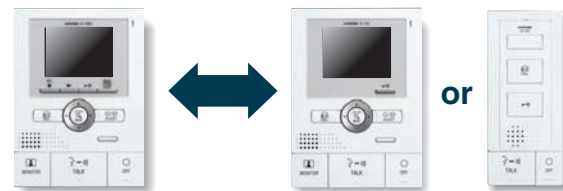
Hands-free & Press-to-talk communication

When a call comes in, press the TALK button to begin a hands-free conversation. In a noisy environment, the press-to-talk mode provides a clear conversation.



Room-to-room communication

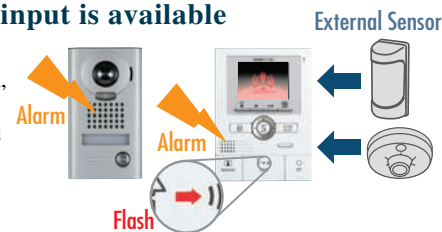
By adding the optional Sub Master Station or Audio Sub Master Station, you can talk between 2 Master Stations.



External sensor input is available

Notify the activation of external sensor with alarm, LED, and display.

* The warning screen is only displayed on the JK-1MED.



LED light indicates who is speaking

LED light turns on when you talk and turns off as you listen.



Easy operation

With the icons for the buttons and display, you intuitively know how to operate.



Option button

Controls an external device, such as an outdoor entrance light, when using an optional connector.

Video signal can be output from the Master Station.

To DVR, video recorder, etc.

3 Types of Door Station

Select the Door Station that best meets your needs.



JK-DV



JK-DVF



JK-DA

System Standard JK-1MD

DOOR 1 INSIDE 2

ENTRANCE

Door station



JK-DV
Wide and Zoom & PanTilt Vandal-resistant video door station, surface mount



JK-DVF
Wide and Zoom & PanTilt Vandal-resistant video door station, flush mount



JK-DA
Wide and Zoom & PanTilt video door station, surface mount

INSIDE

Master station



JK-1MD
Master station w/Wide and Zoom & PanTilt color monitor

Boxed Sets

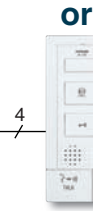
- JKS-1AD
JK-1MD, JK-DA & power supply
- JKS-1ADV
JK-1MD, JK-DV & power supply
- JKS-1ADF
JK-1MD, JK-DVF & power supply



Sub master station



JK-1HD
Sub master station w/color monitor



JK-1SD
Audio sub master station

Picture memory JK-1MED

DOOR 1 INSIDE 2

ENTRANCE

Door station



JK-DV
Wide and Zoom & PanTilt Vandal-resistant video door station, surface mount



JK-DVF
Wide and Zoom & PanTilt Vandal-resistant video door station, flush mount



JK-DA
Wide and Zoom & PanTilt video door station, surface mount

INSIDE

Master station



JK-1MED
Master station w/Wide and Zoom & PanTilt color monitor & built-in picture memory

Boxed Sets

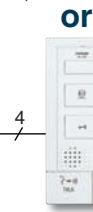
- JKS-1AED
JK-1MED, JK-DA & power supply
- JKS-1AEDV
JK-1MED, JK-DV & power supply
- JKS-1AEDF
JK-1MED, JK-DVF & power supply



Sub master station



JK-1HD
Sub master station w/color monitor

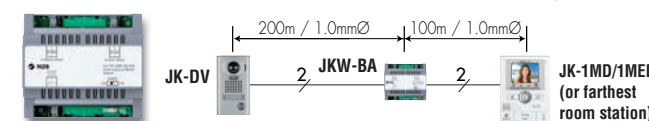


JK-1SD
Audio sub master station

PS18 : Power supply PS-1820S, PS-1820UL, PS-1820, PS-1810DIN PT : AC transformer

JKW-BA Long distance adaptor

- When JK series color video door station is more than 100m to max. 300m away.



Optional Access Control



AC-10S
Access control keypad, surface mount



AC-10F
Access control keypad, flush mount

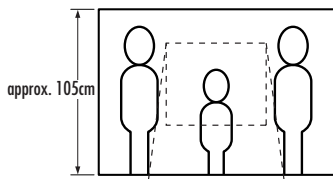


JK-DV + AC-10S

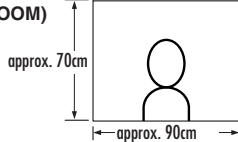
■ CAMERA POSITION & IMAGE VIEW AREA

JK-DA, JK-DV, JK-DVF

(WIDE)

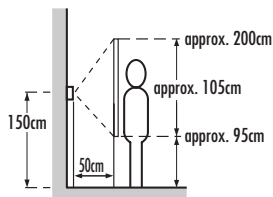


(ZOOM)

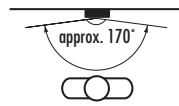
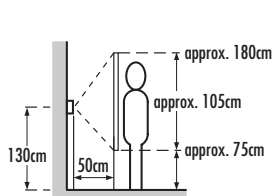


(WIDE)

Mounting height 150cm

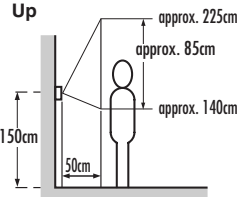


Mounting height 130cm

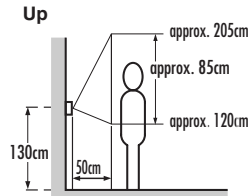


(ZOOM & PanTilt)

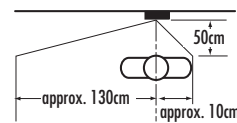
Mounting height 150cm



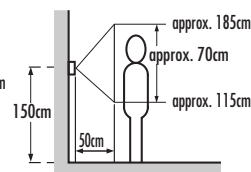
Mounting height 130cm



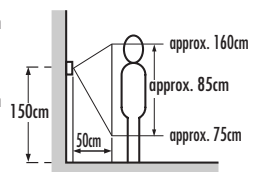
Left



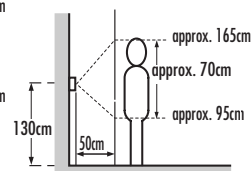
Center



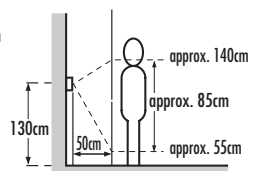
Down



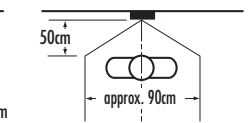
Center



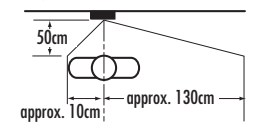
Down



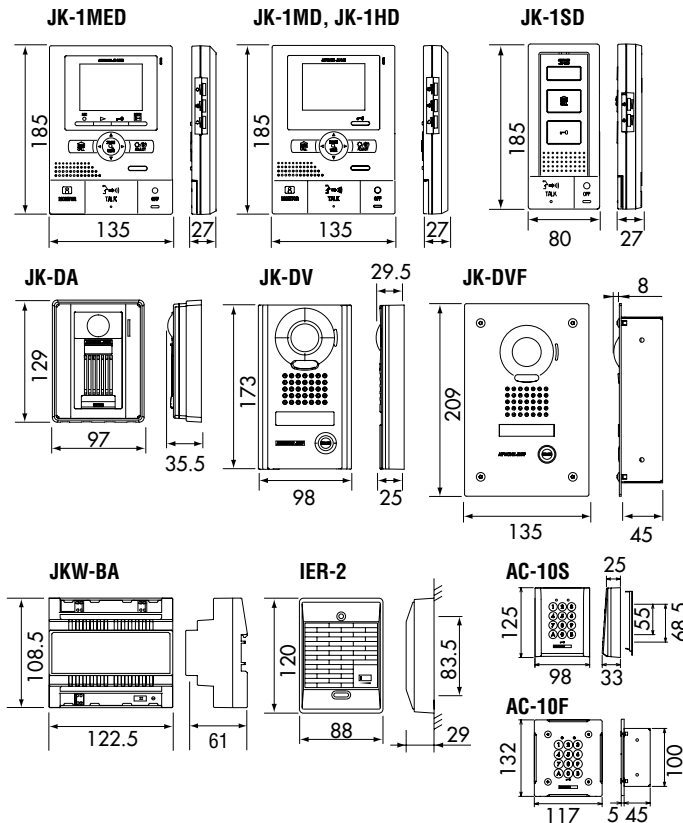
Center



Right



■ UNIT DIMENSIONS (mm)



■ SPECIFICATIONS

Power source	: 18V DC
Power supply	: PS-1820S, PS-1820UL, PS-1820, PS-1810DIN
Consumption	: Max. 400mA (JK-1MED, JK-1MD). Max. 200mA (JK-1HD). Max. 120mA (JK-1SD) Max. 95mA (JKW-BA)
Calling	: Chime. Image & audio, approx. 45 sec.
Communication	: Approx. 1 min. AUTOMATIC (Hands-free); To activate, momentarily press TALK button. MANUAL (Press-to-talk/Release-to-listen); To activate, press TALK button for 1 sec. or more.
Video monitor	: 3.5 inch direct-view TFT color LCD.
Scanning line	: 525 lines
Video output	: NTSC, 1Vp-p/75 Ω
Night viewing	: Up to 50cm from camera (5 Lux), with white LED projected, background beyond 50cm cannot be seen.
Door release	: 24V AC/DC, 500mA (N/O dry closure contact)
Option output	: 24V AC/DC, 1.6A (N/O dry closure contact)
Wiring	: Door to master: 2-cond., PVC jacket with PE (polyethylene) insulated conductor. Master to sub: 4-cond., PVC jacket with PE (polyethylene) insulated conductor.
Wiring distance	: Master/sub to door: 50m (Ø0.65mm) 100m (Ø1.0mm) Master to IER-2: 75m (Ø0.65mm) 150m (Ø1.0mm)

■ WIRING & CABLE

- JK-1MED / JK-1MD : Four-conductors Monitor to Monitor Wiring
- Recommended: 2-conductor, PVC jacket with PE (polyethylene) insulated conductor.
- Never use individual conductors, twisted pair cable or coaxial cable.

Hands-free communication is activated by automatic voice switching circuitry, which may cause intermittent audio by the environmental noise level of either inside stations.

The image on the monitor is simulated.

Distributed by :

Deming Prize



Deming Medal

ISO 9001



ISO 9001 Certified
JQA-0291
AIPHONE CO., LTD.

ISO 14001



ISO 14001 Certified
JQA-EM0453
Headquarters section
Toyota Factory
Taibao Site
AIPHONE CO., LTD.

AIPHONE®

Providing Peace of Mind

<http://www.aiphone.com/>

JK(E)1208A

All rights reserved. All statements valid at time of printing. The design and specifications are subject to change without notice for improvement.

Printed in Japan (E)

MC51038AYZ