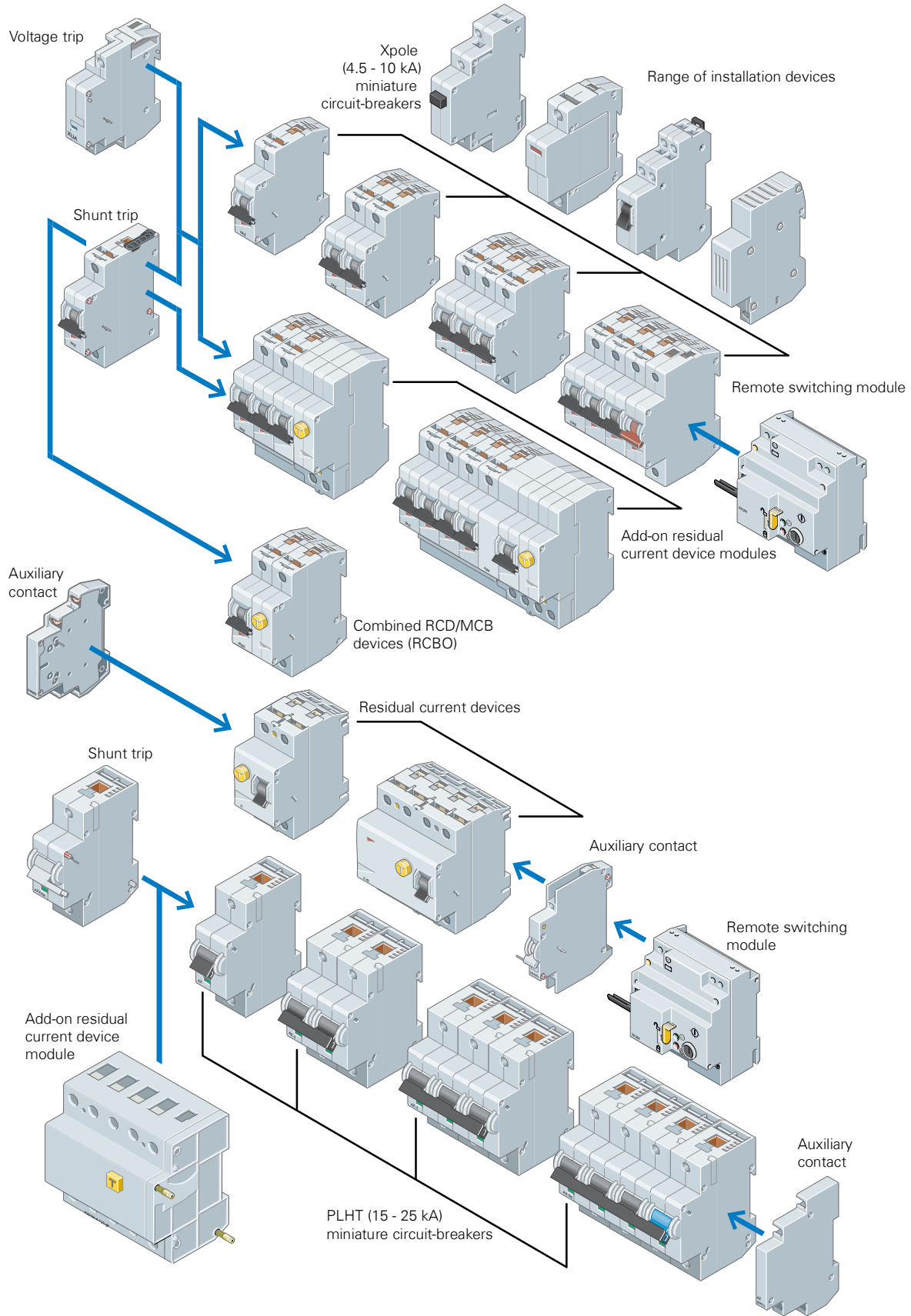


Low Voltage Circuit Protection & Switchgear

IEC DIN MCB



IEC DIN MCB

xPole IEC DIN MCB, RCCB & RCBO products

IS Main switches/isolating switches

Rated uninterrupted current	Poles	Item no.
lu, A		
40	1	IS-40/1
63	1	IS-63/1
80	1	IS-80/1
100	1	IS-100/1
125	1	IS-125/1
40	2	IS-40/2
63		IS-63/2
80	2	IS-80/2
100	2	IS-100/2
125	2	IS-125/2
40	3	IS-40/3
63		IS-63/3
80	3	IS-80/3
100	3	IS-100/3
125	3	IS-125/3
40	4	IS-40/4
63	4	IS-63/4
80		IS-80/4
100	4	IS-100/4
125	4	IS-125/4



IS-63/1



IS-63/2



IS-63/3



IS-63/4

PLS4 Miniature Circuit Breakers (MCB)

- High-quality miniature circuit breakers for household applications
- Contact position indicator red - green
- Guide for secure terminal connection
- 3-position DIN rail clip, permits removal from existing busbar system
- Comprehensive range of accessories suitable for subsequent installation
- 48 VDC rating (per pole, max. 2 poles)
- Terminal capacity 1-25mm²
- Rated currents up to 63A
- Tripping characteristics C
- Rated breaking capacity 4.5kA according to IEC/EN 60898-1
- Australian Standards AS/NZS60898 Approval Number NSW16860

Rated current In, A	1-Pole Item no.	2-Pole Item no.	3-Pole Item no.
4.5 kA, trip curve C: Rated current up to 63 A, Rated breaking capacity 4.5 kA to IEC/EN 60898 6			
6	PLS4-C6/1-AU	PLS4-C6/2-AU	PLS4-C6/3-AU
10	PLS4-C10/1-AU	PLS4-C10/2-AU	PLS4-C10/3-AU
16	PLS4-C16/1-AU	PLS4-C16/2-AU	PLS4-C16/3-AU
20	PLS4-C20/1-AU	PLS4-C20/2-AU	PLS4-C20/3-AU
25	PLS4-C25/1-AU	PLS4-C25/2-AU	PLS4-C25/3-AU
32	PLS4-C32/1-AU	PLS4-C32/2-AU	PLS4-C32/3-AU
40	PLS4-C40/1-AU	PLS4-C40/2-AU	PLS4-C40/3-AU
50	PLS4-C50/1-AU	PLS4-C50/2-AU	PLS4-C50/3-AU
63	PLS4-C63/1-AU	PLS4-C63/2-AU	PLS4-C63/3-AU



PLS4-C50/1-AU



PLS4-C6/2-AU



PLS4-C10/3-AU

IEC DIN MCB

xPole IEC DIN MCB, RCCB & RCBO products

PLS6 Miniature Circuit Breakers (MCB)

- High-quality miniature circuit breakers for commercial & industrial applications
- Contact position indicator red - green
- Guide for secure terminal connection
- 3-position DIN rail clip, permits removal from existing busbar system
- Comprehensive range of accessories suitable for subsequent installation
- 48 VDC rating (per pole, max. 2 poles)
- Terminal capacity 1-25mm²
- Rated currents up to 63 A
- Tripping characteristics B, C
- Rated breaking capacity 6 kA according to IEC/EN 60898-1
- Australian Standards AS/NZS60898 Approval Number NSW16860



PLS6-C50/1-AU



PLS6-C63/2-AU



PLS6-C25/3-AU



PLS6-C63/4-AU



PLN6-B6/1N

Rated current In, A	1-Pole Item no.	2-Pole Item no.	3-Pole Item no.	4-Pole Item no.
6 kA, trip curve B: Rated current up to 63 A, Rated breaking capacity 6 kA to IEC/EN 60898				
6	PLS6-B6/1-AU	PLS6-B6/2-AU	PLS6-B6/3-AU	PLS6-B6/4-AU
10	PLS6-B10/1-AU	PLS6-B10/2-AU	PLS6-B10/3-AU	PLS6-B10/4-AU
16	PLS6-B16/1-AU	PLS6-B16/2-AU	PLS6-B16/3-AU	PLS6-B16/4-AU
20	PLS6-B20/1-AU	PLS6-B20/2-AU	PLS6-B20/3-AU	PLS6-B20/4-AU
25	PLS6-B25/1-AU	PLS6-B25/2-AU	PLS6-B25/3-AU	PLS6-B25/4-AU
32	PLS6-B32/1-AU	PLS6-B32/2-AU	PLS6-B32/3-AU	PLS6-B32/4-AU
40	PLS6-B40/1-AU	PLS6-B40/2-AU	PLS6-B40/3-AU	PLS6-B40/4-AU
50	PLS6-B50/1-AU	PLS6-B50/2-AU	PLS6-B50/3-AU	PLS6-B50/4-AU
63	PLS6-B63/1-AU	PLS6-B63/2-AU	PLS6-B63/3-AU	PLS6-B63/4-AU
6 kA, trip curve C: Rated current up to 63 A, Rated breaking capacity 6 kA to IEC/EN 60898				
1	PLS6-C1/1-AU	PLS6-C1/2-AU	PLS6-C1/3-AU	PLS6-C1/4-AU
2	PLS6-C2/1-AU	PLS6-C2/2-AU	PLS6-C2/3-AU	PLS6-C2/4-AU
3	PLS6-C3/1-AU	PLS6-C3/2-AU	PLS6-C3/3-AU	PLS6-C3/4-AU
4	PLS6-C4/1-AU	PLS6-C4/2-AU	PLS6-C4/3-AU	PLS6-C4/4-AU
6	PLS6-C6/1-AU	PLS6-C6/2-AU	PLS6-C6/3-AU	PLS6-C6/4-AU
10	PLS6-C10/1-AU	PLS6-C10/2-AU	PLS6-C10/3-AU	PLS6-C10/4-AU
16	PLS6-C16/1-AU	PLS6-C16/2-AU	PLS6-C16/3-AU	PLS6-C16/4-AU
20	PLS6-C20/1-AU	PLS6-C20/2-AU	PLS6-C20/3-AU	PLS6-C20/4-AU
25	PLS6-C25/1-AU	PLS6-C25/2-AU	PLS6-C25/3-AU	PLS6-C25/4-AU
32	PLS6-C32/1-AU	PLS6-C32/2-AU	PLS6-C32/3-AU	PLS6-C32/4-AU
40	PLS6-C40/1-AU	PLS6-C40/2-AU	PLS6-C40/3-AU	PLS6-C40/4-AU
50	PLS6-C50/1-AU	PLS6-C50/2-AU	PLS6-C50/3-AU	PLS6-C50/4-AU
63	PLS6-C63/1-AU	PLS6-C63/2-AU	PLS6-C63/3-AU	PLS6-C63/4-AU

PLN6 Miniature Circuit Breakers (MCB)

- Top-quality miniature circuit breakers 1P+N with a width of 1 module unit requiring little space for installation
- Contact position indicator red - green
- Guide for secure terminal connection
- Comprehensive range of accessories for subsequent installation
- Rated currents up to 40 A
- Tripping characteristics B, C
- Rated breaking capacity 6 kA according to IEC/EN 60898
- Terminal capacity 1-16mm²
- Australian Standards AS/NZS60898 Approval Number NSW25330

Rated current In, A	1+N-Pole item no.	Rated current In, A	1+N-Pole item no.
6 kA, trip curve B		6 kA, trip curve C	
6	PLN6-B6/1N	6	PLN6-C6/1N
10	PLN6-B10/1N	10	PLN6-C10/1N
13	PLN6-B13/1N	13	PLN6-C13/1N
16	PLN6-B16/1N	16	PLN6-C16/1N
20	PLN6-B20/1N	20	PLN6-C20/1N
25	PLN6-B25/1N	25	PLN6-C25/1N
32	PLN6-B32/1N	32	PLN6-C32/1N
40	PLN6-B40/1N	40	PLN6-C40/1N

IEC DIN MCB

xPole IEC DIN MCB, RCCB & RCBO products

PLSM Miniature Circuit Breakers (MCB)

- Contact position indicator red - green
- Guide for secure terminal connection
- 3-position DIN rail clip, permits removal from existing busbar system
- Comprehensive range of accessories suitable for subsequent installation
- Terminal capacity 1-25mm²
- 48 VDC rating (per pole, max. 2 poles)
- Rated currents up to 63 A
- Tripping characteristics B, C, D
- Rated breaking capacity 10 kA according to IEC/EN 60898-1
- Australian Standards AS/NZS60898 Approval Number NSW16860



PLSM-C32/1-AU

Rated current I _n , A	1-Pole Item no.	2-Pole Item no.	3-Pole Item no.	4-Pole Item no.
10 kA, trip curve B: Rated current up to 63 A, Rated breaking capacity 10 kA to IEC/EN 60898, Colour-coded toggle switch indicates current rating				
1	PLSM-B1/1-AU	PLSM-B1/2-AU	PLSM-B1/3-AU	PLSM-B1/4-AU
2	PLSM-B2/1-AU	PLSM-B2/2-AU	PLSM-B2/3-AU	PLSM-B2/4-AU
3	PLSM-B3/1-AU	PLSM-B3/2-AU	PLSM-B3/3-AU	PLSM-B3/4-AU
4	PLSM-B4/1-AU	PLSM-B4/2-AU	PLSM-B4/3-AU	PLSM-B4/4-AU
6	PLSM-B6/1-AU	PLSM-B6/2-AU	PLSM-B6/3-AU	PLSM-B6/4-AU
10	PLSM-B10/1-AU	PLSM-B10/2-AU	PLSM-B10/3-AU	PLSM-B10/4-AU
16	PLSM-B16/1-AU	PLSM-B16/2-AU	PLSM-B16/3-AU	PLSM-B16/4-AU
20	PLSM-B20/1-AU	PLSM-B20/2-AU	PLSM-B20/3-AU	PLSM-B20/4-AU
25	PLSM-B25/1-AU	PLSM-B25/2-AU	PLSM-B25/3-AU	PLSM-B25/4-AU
32	PLSM-B32/1-AU	PLSM-B32/2-AU	PLSM-B32/3-AU	PLSM-B32/4-AU
40	PLSM-B40/1-AU	PLSM-B40/2-AU	PLSM-B40/3-AU	PLSM-B40/4-AU
50	PLSM-B50/1-AU	PLSM-B50/2-AU	PLSM-B50/3-AU	PLSM-B50/4-AU
63	PLSM-B63/1-AU	PLSM-B63/2-AU	PLSM-B63/3-AU	PLSM-B63/4-AU

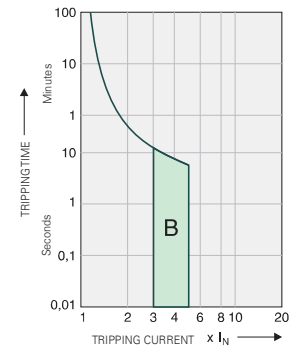
10 kA, trip curve C: Rated current up to 63 A, Rated breaking capacity 10 kA to IEC/EN 60898, Colour-coded toggle switch indicates current rating

1	PLSM-C1/1-AU	PLSM-C1/2-AU	PLSM-C1/3-AU	PLSM-C1/4-AU
2	PLSM-C2/1-AU	PLSM-C2/2-AU	PLSM-C2/3-AU	PLSM-C2/4-AU
3	PLSM-C3/1-AU	PLSM-C3/2-AU	PLSM-C3/3-AU	PLSM-C3/4-AU
4	PLSM-C4/1-AU	PLSM-C4/2-AU	PLSM-C4/3-AU	PLSM-C4/4-AU
6	PLSM-C6/1-AU	PLSM-C6/2-AU	PLSM-C6/3-AU	PLSM-C6/4-AU
10	PLSM-C10/1-AU	PLSM-C10/2-AU	PLSM-C10/3-AU	PLSM-C10/4-AU
16	PLSM-C16/1-AU	PLSM-C16/2-AU	PLSM-C16/3-AU	PLSM-C16/4-AU
20	PLSM-C20/1-AU	PLSM-C20/2-AU	PLSM-C20/3-AU	PLSM-C20/4-AU
25	PLSM-C25/1-AU	PLSM-C25/2-AU	PLSM-C25/3-AU	PLSM-C25/4-AU
32	PLSM-C32/1-AU	PLSM-C32/2-AU	PLSM-C32/3-AU	PLSM-C32/4-AU
40	PLSM-C40/1-AU	PLSM-C40/2-AU	PLSM-C40/3-AU	PLSM-C40/4-AU
50	PLSM-C50/1-AU	PLSM-C50/2-AU	PLSM-C50/3-AU	PLSM-C50/4-AU
63	PLSM-C63/1-AU	PLSM-C63/2-AU	PLSM-C63/3-AU	PLSM-C63/4-AU

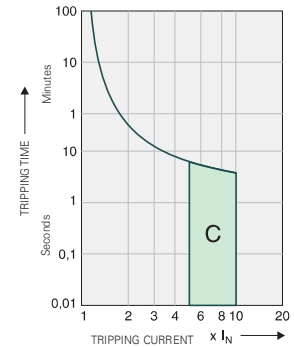
10 kA, trip curve D: Rated current up to 40 A, Rated breaking capacity 10 kA to IEC/EN 60898, Colour-coded toggle switch indicates current rating

1	PLSM-D1/1-AU	PLSM-D1/2-AU	PLSM-D1/3-AU	PLSM-D1/4-AU
2	PLSM-D2/1-AU	PLSM-D2/2-AU	PLSM-D2/3-AU	PLSM-D2/4-AU
3	PLSM-D3/1-AU	PLSM-D3/2-AU	PLSM-D3/3-AU	PLSM-D3/4-AU
4	PLSM-D4/1-AU	PLSM-D4/2-AU	PLSM-D4/3-AU	PLSM-D4/4-AU
6	PLSM-D6/1-AU	PLSM-D6/2-AU	PLSM-D6/3-AU	PLSM-D6/4-AU
10	PLSM-D10/1-AU	PLSM-D10/2-AU	PLSM-D10/3-AU	PLSM-D10/4-AU
16	PLSM-D16/1-AU	PLSM-D16/2-AU	PLSM-D16/3-AU	PLSM-D16/4-AU
20	PLSM-D20/1-AU	PLSM-D20/2-AU	PLSM-D20/3-AU	PLSM-D20/4-AU
25	PLSM-D25/1-AU	PLSM-D25/2-AU	PLSM-D25/3-AU	PLSM-D25/4-AU
32	PLSM-D32/1-AU	PLSM-D32/2-AU	PLSM-D32/3-AU	PLSM-D32/4-AU
40	PLSM-D40/1-AU	PLSM-D40/2-AU	PLSM-D40/3-AU	PLSM-D40/4-AU

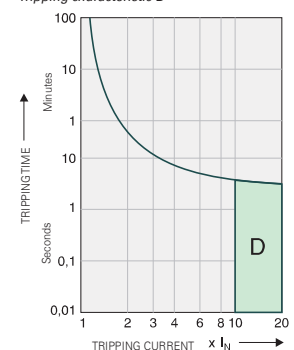
Tripping characteristic B



Tripping characteristic C



Tripping characteristic D



IEC DIN MCB

xPole IEC DIN MCB, RCCB & RCBO products

PLHT Miniature Circuit Breakers (MCB)

- High-quality miniature circuit breakers for commercial & industrial applications
- Contact position indicator red - green
- Accessories suitable for subsequent installation
- 60 VDC rating (per pole, max. 2 poles)
- Terminal capacity 2.5-50mm²
- 1.5 DIN modules per pole
- Rated currents up to 125 A
- Tripping characteristics B, C, D
- Rated breaking capacity up to 25 kA according to EN 60947-2



PLHT-B20/1-AA



PLHT-B25/2-AA



PLHT-B32/3-AA



PLHT-B25/4-AA



Z-LHASA/230

Rated current I _n , A	kA rating	1-Pole Item no.	2-Pole Item no.	3-Pole Item no.	4-Pole Item no.
Trip Curve B					
20	25	PLHT-B20/1-AA	PLHT-B20/2-AA	PLHT-B20/3-AA	PLHT-B20/4-AA
25	25	PLHT-B25/1-AA	PLHT-B25/2-AA	PLHT-B25/3-AA	PLHT-B25/4-AA
32	25	PLHT-B32/1-AA	PLHT-B32/2-AA	PLHT-B32/3-AA	PLHT-B32/4-AA
40	25	PLHT-B40/1-AA	PLHT-B40/2-AA	PLHT-B40/3-AA	PLHT-B40/4-AA
50	25	PLHT-B50/1-AA	PLHT-B50/2-AA	PLHT-B50/3-AA	PLHT-B50/4-AA
63	25	PLHT-B63/1-AA	PLHT-B63/2-AA	PLHT-B63/3-AA	PLHT-B63/4-AA
80	20	PLHT-B80/1-AA	PLHT-B80/2-AA	PLHT-B80/3-AA	PLHT-B80/4-AA
100	20	PLHT-B100/1-AA	PLHT-B100/2-AA	PLHT-B100/3-AA	PLHT-B100/4-AA
125	15	PLHT-B125/1-AA	PLHT-B125/2-AA	PLHT-B125/3-AA	PLHT-B125/4-AA
Trip Curve C					
20	25	PLHT-C20/1-AA	PLHT-C20/2-AA	PLHT-C20/3-AA	PLHT-C20/4-AA
25	25	PLHT-C25/1-AA	PLHT-C25/2-AA	PLHT-C25/3-AA	PLHT-C25/4-AA
32	25	PLHT-C32/1-AA	PLHT-C32/2-AA	PLHT-C32/3-AA	PLHT-C32/4-AA
40	25	PLHT-C40/1-AA	PLHT-C40/2-AA	PLHT-C40/3-AA	PLHT-C40/4-AA
50	25	PLHT-C50/1-AA	PLHT-C50/2-AA	PLHT-C50/3-AA	PLHT-C50/4-AA
63	25	PLHT-C63/1-AA	PLHT-C63/2-AA	PLHT-C63/3-AA	PLHT-C63/4-AA
80	20	PLHT-C80/1-AA	PLHT-C80/2-AA	PLHT-C80/3-AA	PLHT-C80/4-AA
100	20	PLHT-C100/1-AA	PLHT-C100/2-AA	PLHT-C100/3-AA	PLHT-C100/4-AA
125	15	PLHT-C125/1-AA	PLHT-C125/2-AA	PLHT-C125/3-AA	PLHT-C125/4-AA
Trip Curve D					
20	25	PLHT-D20/1-AA	PLHT-D20/2-AA	PLHT-D20/3-AA	PLHT-D20/4-AA
25	25	PLHT-D25/1-AA	PLHT-D25/2-AA	PLHT-D25/3-AA	PLHT-D25/4-AA
32	25	PLHT-D32/1-AA	PLHT-D32/2-AA	PLHT-D32/3-AA	PLHT-D32/4-AA
40	25	PLHT-D40/1-AA	PLHT-D40/2-AA	PLHT-D40/3-AA	PLHT-D40/4-AA
50	25	PLHT-D50/1-AA	PLHT-D50/2-AA	PLHT-D50/3-AA	PLHT-D50/4-AA
63	25	PLHT-D63/1-AA	PLHT-D63/2-AA	PLHT-D63/3-AA	PLHT-D63/4-AA
80	20	PLHT-D80/1-AA	PLHT-D80/2-AA	PLHT-D80/3-AA	PLHT-D80/4-AA
100	15	PLHT-D100/1-AA	PLHT-D100/2-AA	PLHT-D100/3-AA	PLHT-D100/4-AA

PLHT Miniature Circuit Breaker accessories

Description	Item no.
Auxiliary switch (0.5 MU)	Z-LHK
Shunt trip release 110-415 Vac (1.5 MU)	Z-LHASA/230
Shunt trip release 12-60 Vac (1.5 MU)	Z-LHASA/24

IEC DIN MCB

xPole IEC DIN MCB, RCCB & RCBO products

Residual Current Devices general data - short description and symbol

	Eaton standard. Suitable for outdoor installation (distribution boxes for outdoor installation and building sites) up to -25°C.
	Conditionally surge-current proof (>250 A, 8/20 fÊs) for general application.
	Type AC: AC current sensitive RCD
	Type A: AC and pulsating DC current sensitive RCD
	Type F: AC and pulsating DC current sensitive RCD, trip also at frequency composition (10 Hz, 50 Hz, 1000 Hz)
	Frequency range up to 20 kHz
	Trip also at frequency composition (10 Hz, 50 Hz, 1000 Hz)
	RCD of type G (min 10 ms time delay) surge current-proof up to 3 kA. For system components where protection against unwanted tripping is compulsory to avoid personal injury and damage to property (§ 12.1.6 of OVE/ONORM E 8001-1). Also for systems involving long lines and high line capacity. Some versions are sensitive to pulsating DC. Some versions are available in all-current sensitive design.
	RCD of type S (selective, min 40 ms time delay) surge current-proof up to 5 kA. Mainly used as main switch according to OVE/ONORM E 8001-1 § 12.1.5, as well as in combination with surge arresters. This is the only RCD suitable for series connection with other types if the rated tripping current of the downstream RCD does not exceed one third of the rated tripping current of the device of type S. Some versions are sensitive to pulsating DC. Some versions are available in all-current sensitive design.
	X-ray-proof, for avoiding unwanted tripping caused by x-ray devices.

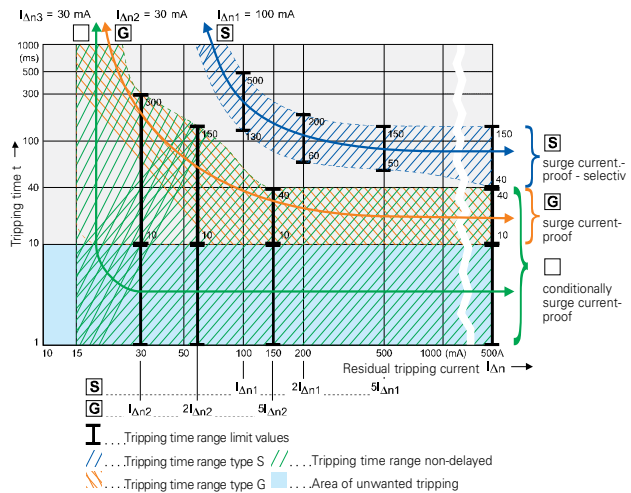
Tripping characteristics (IEC/EN 61008)

AS/NZS 3000 - 2.6 deals with additional protection and provides essentially the following: In circuits with outlets and lighting points up to 20A with fault current/residual current protection by protective earthing, protective multiple earthing or residual current devices (RCDs), additional residual current protection devices with a rated tripping current of 0.03A must be installed.

Testing:

RCDs with tripping time delay (Types -G and -S) may be function tested with conventional testing equipment which must be set according to the instructions for operation of the testing device. Due to reasons inherent in the measuring process, the tripping time determined in this way may be longer than expected in accordance with the specifications of the manufacturer of the measuring instrument. However, the device is ok if the result of measurement is within the time range specified by the manufacturer of the measuring instrument.

Tripping characteristics, tripping time range and selectivity of instantaneous, surge current-proof "G" and surge current-proof - selective "S" residual current devices.



IEC DIN MCB

xPole IEC DIN MCB, RCCB & RCBO products



eRB6-32/1/C/003-AU

eRB6 Residual Current operated circuit Breaker with Overcurrent protection (RCBO)

- Rated breaking capacity 6kA
- Single module electronic RCBO
- More compact and easier wiring
- Fully conforms to AS/NZS61009.1:2004 +A1
- Approval number NSW25350
- Terminal capacity 1-25mm²
- Complete with 950mm long pigtail
- Type AC

Description 1-Pole	Rating (A)	Width (mm)	Trip curve	Sensitivity (mA)	Item no.
eRB6 RCBO 6A 1P 6kA C curve 30mA	6	18	C	30	eRB6-6/1/C/003-AU
eRB6 RCBO 10A 1P 6kA C curve 30mA	10	18	C	30	eRB6-10/1/C/003-AU
eRB6 RCBO 16A 1P 6kA C curve 30mA	16	18	C	30	eRB6-16/1/C/003-AU
eRB6 RCBO 20A 1P 6kA C curve 30mA	20	18	C	30	eRB6-20/1/C/003-AU
eRB6 RCBO 25A 1P 6kA C curve 30mA	25	18	C	30	eRB6-25/1/C/003-AU
eRB6 RCBO 32A 1P 6kA C curve 30mA	32	18	C	30	eRB6-32/1/C/003-AU
eRB6 RCBO 40A 1P 6kA C curve 30mA	40	18	C	30	eRB6-40/1/C/003-AU
eRB6 RCBO 45A 1P 6kA C curve 30mA	45	18	C	30	eRB6-45/1/C/003-AU

* 10mA version available - contact Eaton for details.



eRBM-20/1/C/003-A-AU

eRBM Residual Current operated circuit Breaker with Overcurrent protection (RCBO)

- Rated breaking capacity 10kA
- Single module electronic RCBO
- More compact and easier wiring
- Fully conforms to AS/NZS61009.1:2004 +A1
- Approval number NSW25350
- Terminal capacity 1-25mm²
- Complete with 950mm long pigtail
- Type A - pulsating DC

Description 1-Pole	Rating (A)	Width (mm)	Trip Curve	Sensitivity (mA)	Item no.
eRBM RCBO 6A 1P 10kA C-curve 30mA	6	18	C	30	eRBM-6/1/C/003-A-AU
eRBM RCBO 10A 1P 10kA C-curve 30mA	10	18	C	30	eRBM-10/1/C/003-A-AU
eRBM RCBO 16A 1P 10kA C-curve 30mA	16	18	C	30	eRBM-16/1/C/003-A-AU
eRBM RCBO 20A 1P 10kA C-curve 30mA	20	18	C	30	eRBM-20/1/C/003-A-AU
eRBM RCBO 25A 1P 10kA C-curve 30mA	25	18	C	30	eRBM-25/1/C/003-A-AU
eRBM RCBO 32A 1P 10kA C-curve 30mA	32	18	C	30	eRBM-32/1/C/003-A-AU
eRBM RCBO 40A 1P 10kA C-curve 30mA	40	18	C	30	eRBM-40/1/C/003-A-AU
eRBM RCBO 45A 1P 10kA C-curve 30mA	45	18	C	30	eRBM-45/1/C/003-A-AU
eRBM RCBO 6A 1P 10kA D-curve 30mA	6	1	D	30	eRBM-6/1/D/003-A-AU
eRBM RCBO 10A 1P 10kA D-curve 30mA	10	18	D	30	eRBM-10/1/D/003-A-AU
eRBM RCBO 16A 1P 10kA D-curve 30mA	16	18	D	30	eRBM-16/1/D/003-A-AU
eRBM RCBO 20A 1P 10kA D-curve 30mA	20	18	D	30	eRBM-20/1/D/003-A-AU

* 10mA, 100mA and 300mA versions available - contact Eaton for details.

IEC DIN MCB

xPole IEC DIN MCB, RCCB & RCBO products

PKNM Residual Current operated circuit Breaker with Overcurrent protection (RCBO)

- High-quality residual current device / miniature circuit breaker combination, line voltage-independent
- Contact position indicator red - green
- Guide for secure terminal connection
- 3-position DIN rail clip, permits removal from existing busbar system
- Comprehensive range of accessories suitable for subsequent installation
- Wide variety of rated tripping currents
- Rated currents up to 40A
- Tripping characteristics B, C
- Type AC
- Rated breaking capacity 10kA
- Australian Standards AS/NZS 61009.1 Approval Number NSW21900
- Terminal capacity 1-25mm²

A	mA	2-Pole Item no.
10 kA, trip curve C		
6	30	PKNM-6/1N/C/003-AU
10	30	PKNM-10/1N/C/003-AU
16	30	PKNM-16/1N/C/003-AU
20	30	PKNM-20/1N/C/003-AU
25	30	PKNM-25/1N/C/003-AU
32	30	PKNM-32/1N/C/003-AU
40	30	PKNM-40/1N/C/003-AU
6	300	PKNM-6/1N/C/03-AU
10	300	PKNM-10/1N/C/03-AU
16	300	PKNM-16/1N/C/03-AU
20	300	PKNM-20/1N/C/03-AU
25	300	PKNM-25/1N/C/03-AU
32	300	PKNM-32/1N/C/03-AU
40	300	PKNM-40/1N/C/03-AU



PKNM-16/1N/C/003-AU

PKNM Type A Residual Current operated circuit Breaker with Overcurrent protection (RCBO)

- High-quality residual current device / miniature circuit breaker combination, line voltage-independent
- Contact position indicator red - green
- Guide for secure terminal connection
- 3-position DIN rail clip, permits removal from existing busbar system
- Comprehensive range of accessories suitable for subsequent installation
- Wide variety of rated tripping currents
- Rated currents up to 40 A
- Tripping characteristics B, C
- Type A - pulsating DC
- Rated breaking capacity 10 kA
- Australian Standards AS/NZS 61009.1 Approval Number NSW21900
- Terminal capacity 1-25mm²

A	mA	2-Pole Item no.
10 kA, trip curve C		
6	30	PKNM-6/1N/C/003-A-AU
10	30	PKNM-10/1N/C/003-A-AU
16	30	PKNM-16/1N/C/003-A-AU
20	30	PKNM-20/1N/C/003-A-AU
25	30	PKNM-25/1N/C/003-A-AU
32	30	PKNM-32/1N/C/003-A-AU
40	30	PKNM-40/1N/C/003-A-AU
6	300	PKNM-6/1N/C/03-A-AU
10	300	PKNM-10/1N/C/03-A-AU
16	300	PKNM-16/1N/C/03-A-AU
20	300	PKNM-20/1N/C/03-A-AU
25	300	PKNM-25/1N/C/03-A-AU
32	300	PKNM-32/1N/C/03-A-AU
40	300	PKNM-40/1N/C/03-A-AU



PKNM-16/1N/C/003-A-AU

IEC DIN MCB

xPole IEC DIN MCB, RCCB & RCBO products

PFIM Residual Current operated Circuit Breaker without overcurrent protection (RCCB)


- A complete spectrum of compact residual current devices for a wide range of applications
- For residual current protection & additional protection
- Wide variety of nominal currents
- Comprehensive range of accessories
- Contact position indicator red-green
- Automatic re-setting possible
- Australian Standards AS/NZS61008.1 Approval Number NSW21900
- Terminal capacity 1.5-35mm²




PFIM-16/2/001-AU



PFIM-40/4/003-AU

A	mA	2-Pole Item no.	A	mA	4-Pole Item no.
Conditionally surge current-proof 250 A, type AC 					
16	10	PFIM-16/2/001-AU			
25	30	PFIM-25/2/003-AU			
25	100	PFIM-25/2/01-AU			
25	300	PFIM-25/2/03-AU	40	30	PFIM-40/4/003-AU
			40	100	PFIM-40/4/01-AU
40	30	PFIM-40/2/003-AU	40	300	PFIM-40/4/03-AU
40	100	PFIM-40/2/01-AU			
40	300	PFIM-40/2/03-AU	63	30	PFIM-63/4/003-AU
			63	100	PFIM-63/4/01-AU
63	30	PFIM-63/2/003-AU	63	300	PFIM-63/4/03-AU
63	100	PFIM-63/2/01-AU			
63	300	PFIM-63/2/03-AU	80	30	PFIM-80/4/003-AU
			80	100	PFIM-80/4/01-AU
80	30	PFIM-80/2/003-AU	80	300	PFIM-80/4/03-AU
80	100	PFIM-80/2/01-AU	80	500	PFIM-80/4/05-AU
80	300	PFIM-80/2/03-AU			
			100	30	PFIM-100/4/003
100	30	PFIM-100/2/003	100	100	PFIM-100/4/01
100	100	PFIM-100/2/01	100	300	PFIM-100/4/03
100	300	PFIM-100/2/03	100	500	PFIM-100/4/05

A	mA	2-Pole Item no.	A	mA	4-Pole Item no.
Conditionally surge current-proof 250 A, sensitive to residual pulsating DC, type A 					
16	10	PFIM-16/2/001-A-AU			
25	30	PFIM-25/2/003-A-AU	40	30	PFIM-40/4/003-A-AU
25	100	PFIM-25/2/01-A-AU	40	100	PFIM-40/4/01-A-AU
25	300	PFIM-25/2/03-A-AU	40	300	PFIM-40/4/03-A-AU
40	30	PFIM-40/2/003-A-AU	63	30	PFIM-63/4/003-A-AU
40	100	PFIM-40/2/01-A-AU	63	100	PFIM-63/4/01-A-AU
40	300	PFIM-40/2/03-A-AU	63	300	PFIM-63/4/03-A-AU
63	30	PFIM-63/2/003-A-AU	80	30	PFIM-80/4/003-A-AU
63	100	PFIM-63/2/01-A-AU	80	300	PFIM-80/4/03-A-AU
63	300	PFIM-63/2/03-A-AU			
			100	30	PFIM-100/4/003-A
100	100	PFIM-100/2/01-A	100	100	PFIM-100/4/01-A
100	300	PFIM-100/2/03-A	100	300	PFIM-100/4/03-A
			100	500	PFIM-100/4/05-A

IEC DIN MCB

xPole IEC DIN MCB, RCCB & RCBO products

PFIM Residual Current operated Circuit Breaker without overcurrent protection (RCCB)







- A complete spectrum of compact residual current devices for a wide range of applications
- For residual current protection & additional protection
- Wide variety of nominal currents
- Comprehensive range of accessories
- Contact position indicator red-green
- Automatic re-setting possible
- Australian Standards AS/NZS61008.1 Approval Number NSW21900
- Terminal capacity 1.5-35mm²



PFIM-40/2/003-G-AU



PFIM-63/4/003-G-AU

A	mA	2-Pole Item no.	A	mA	4-Pole Item no.
Surge current-proof 3kA, type G/F 					
25	30	PFIM-25/2/003-G/F	25	30	PFIM-25/4/003-G/F
25	300	PFIM-25/2/03-G/F	25	300	PFIM-25/4/03-G/F
40	30	PFIM-40/2/003-G/F	40	30	PFIM-40/4/003-G/F
40	300	PFIM-40/2/03-G/F	40	300	PFIM-40/4/03-G/F
63	30	PFIM-63/2/003-G/F	63	30	PFIM-63/4/003-G/F
63	300	PFIM-63/2/03-G/F	63	300	PFIM-63/4/03-G/F
Selective + surge current-proof 5kA, type S/F 					
			25	300	PFIM-25/4/03-S/F
			40	300	PFIM-40/4/03-S/F
			63	300	PFIM-63/4/03-S/F
Surge current-proof 3 kA, type G 					
40	30	PFIM-40/2/003-G-AU	40	30	PFIM-40/4/003-G
			40	100	PFIM-40/4/01-G
			63	30	PFIM-63/4/003-G
			63	100	PFIM-63/4/01-G
			100	30	PFIM-100/4/003-G
			100	300	PFIM-100/4/03-G
Surge current-proof 3 kA, sensitive to residual pulsating DC, type G/A 					
40	30	PFIM-40/2/003-G/A-AU	40	30	PFIM-40/4/003-G/A-AU
63	30	PFIM-63/2/003-G/A-AU	63	30	PFIM-63/4/003-G/A-AU
100	30	PFIM-100/2/003-G/A-AU	100	30	PFIM-100/4/003-G/A-AU
			100	300	PFIM-100/4/03-G/A-AU
Surge current-proof 3 kA, X-ray application, type R 					
			100	30	PFIM-100/4/003-R
Selective + surge current-proof 5 kA, type S 					
			63	300	PFIM-63/4/03-S/A-AU
			80	300	PFIM-80/4/03-S/A-AU

IEC DIN MCB

xPole IEC DIN accessories

- Auxiliary switch
- Shunt trip release
- Undervoltage release
- RCD tripping module
- Remote control & automatic switching device



ZP-IHK



Z-ASA/24



Z-USA/115



Z-FAM



Z-FW-LP



Z-FW-LP/MO

Auxiliary switches

For protective device/function	18 mm modules	Item no.
Auxiliary Switch Z-HK, Z-AHK, Tripping Signal Switch Z-NHK.		Design: for screw fixing
PFIM 1NO+1NC left side mount	0.5 MU	Z-HK
PLS 1NO+1NC left side mount	0.5 MU	Z-AHK
PLS, PFIM, 2CO left side mount	0.5 MU	Z-NHK
Auxiliary Switch ZP-IHK, ZP-WHK, Tripping Signal Switch ZP-NHK.		Design: snap fixing
PLS, PKN, 1NO+1NC left side mount	0.5 MU	ZP-IHK
PLS, PKN, 1CO left side mount	0.5 MU	ZP-WHK
PLS, PKN, 2CO left side mount	0.5 MU	ZP-NHK

Shunt trip release Z-ASA, ZP-ASA

Operational voltage range (V~)	18 mm modules	Item no.
12 - 110 Vac - screw fixing, left side mount	1 MU	Z-ASA/24
110 - 415 Vac - screw fixing, left side mount	1 MU	Z-ASA/230
12 - 110 Vac - snap on fixing, left side mount	1 MU	ZP-ASA/24
110 - 415 Vac - snap on fixing, left side mount	1 MU	ZP-ASA/230

Undervoltage release Z-USA, Z-USD

Operational voltage range (V~)/function	18 mm modules	Item no.
115 Vac non-delayed, left side mount	1 MU	Z-USA/115
230 Vac non-delayed, left side mount	1 MU	Z-USA/230
400 Vac non-delayed, left side mount	1 MU	Z-USA/400
115 Vac delayed 0.4s left side mount	1 MU	Z-USD/115
230 Vac delayed 0.4s left side mount	1 MU	Z-USD/230

RCD-tripping module Z-..AM

For protective device	18 mm modules	Item no.
PFIM, RCD, left side mount	0.5 MU	Z-FAM
PKNM, RCBO, left side mount	0.5 MU	Z-KAM

Remote control & automatic switching device Z-FW

Function	18 mm modules	Item no.
Automatic restarting 230VAC	4 MU	Z-FW-LP
Automatic restarting 24-48VDC	4 MU	Z-FW-LPD
+ Remote control ON/OFF/TEST	2 MU	Z-FW-MO

Remote control & automatic switching device Z-FW

Function	18 mm modules	Item no.
Pre-mounted sets Z-FW: Set consisting of automatic switching device Z-FW-LP. & switching module Z-FW-MO		
230 VAC	6 MU	Z-FW-LP/MO
24-48 VDC	6 MU	Z-FW-LPD/MO

Remote control & automatic switching device Z-FW

Function	18 mm modules	Item no.
Remote Testing Module Z-FW (for Z-FW-LP,/MO set use only)		
0,01 A	6 MU	Z-FW/001
0,03 A	6 MU	Z-FW/003
0,1 A	6 MU	Z-FW/010
0,3 A	6 MU	Z-FW/030
0,5 A	6 MU	Z-FW/050

IEC DIN MCB

Controlling & switching devices

Installation relays for light & power distribution

- Installation relays & contactors
- Impulse relays
- Signalling devices

Rated current In		Contacts	Actuating voltage V AC	Item no.
A (AC1)	A (AC3)			
Rated current 20A AC1, 18 mm modules: 1 MU, Finger & hand touch safe to VGB 4, Low switching noise, no humming, Easy coil feed connection with Pozidrive screws				
20	8	1 N/O	240 V AC	Z-R230/S
		2 N/O		Z-R230/SS
		1 N/O, 1 N/C		Z-R230/SO
		2 N/C		Z-R230/OO
20	8	1 N/O	24 V AC	Z-R24/S
		2 N/O		Z-R24/SS
		1 N/O, 1 N/C		Z-R24/SO
		2 N/C		Z-R24/OO
Suitable for auxiliary contacts Z-SC, 18 mm modules: 2 MU				
25	9	3 N/O, 1 N/C	240 V AC	Z-SCH230/25-31
		2 N/O, 2 N/C		Z-SCH230/25-22
		4 N/O		Z-SCH230/25-40
		4 N/C	Z-SCH230/25-04	
		4 N/O	24 V AC	Z-SCH24/25-40
		2 N/O, 2 N/C	24 V AC	Z-SCH24/25-22



Z-R230/S



Z-SCH230/25-31

Installation contactors for light & power distribution

Rated current In		Contacts	Actuating voltage V AC	Item no.
A (AC1)	A (AC3)			
Suitable for auxiliary contacts Z-SC, 18 mm modules: 3 MU				
40	27	3 N/O, 1 N/C	240 V AC	Z-SCH230/40-31
		2 N/O, 2 N/C		Z-SCH230/40-22
		4 N/O		Z-SCH230/40-40
		2 N/O		Z-SCH230/40-20
63	30	4 N/O	240 V AC	Z-SCH230/63-40
		3 N/O, 1 N/C		Z-SCH230/63-31
		2 N/O, 2 N/C		Z-SCH230/63-22
		2 N/O		Z-SCH230/63-20



Z-DST

Accessories

Sealing cover 25A, 2 MU wide	Z-SCHAK-2TE
Sealing cover 40A & 63A, 3 MU wide	Z-SCHAK-3TE
Auxiliary switch, 0.5 MU wide	Z-SC
Spacer, 0.5 MU wide	Z-DST



Z-S230/SO

Impulse relays

Rated current In		Contacts	Actuating voltage V AC	Item no.
AC1				
Rated current 16 A AC1, 18 mm modules: 1 MU				
16		1 N/O	240 V AC	Z-S230/S
		1 N/O, 1 N/C		Z-S230/SO
		2 N/O		Z-S230/SS
		1 N/O	24 V AC	Z-S24/S
		1 N/O, 1 N/C		Z-S24/SO
		2 N/O		Z-S24/SS



Z-SC/GP

Accessories

Twin diode block	Z-SC/GP
------------------	----------------

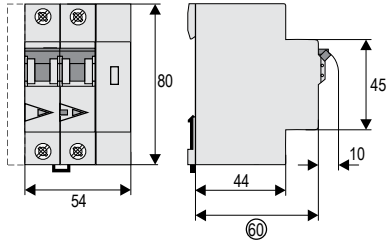
Technical application data within technical section refer to pages 438-441

Low Voltage Circuit Protection & Switchgear

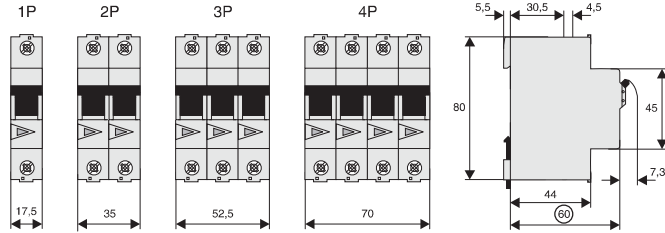
IEC DIN MCB

Dimensions (mm)

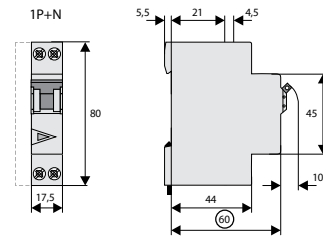
AFDD+



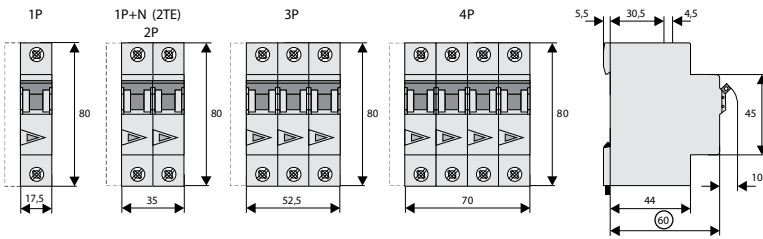
IS switches



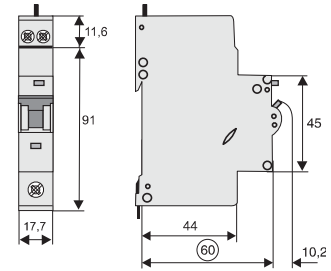
PLN6



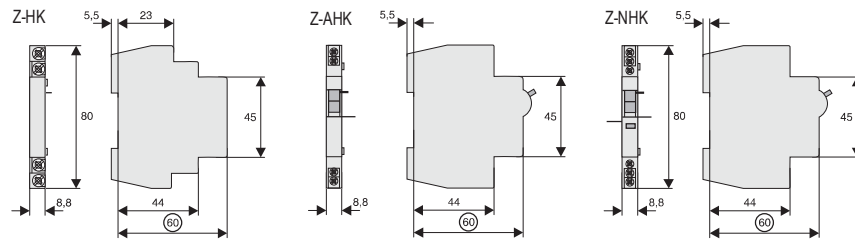
PLS4, PLS6, PLSM



eRB6 and eRBM

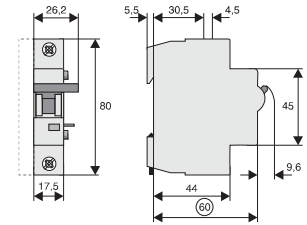


Auxiliary switches

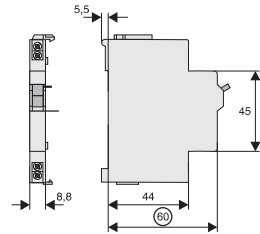


Shunt trip release

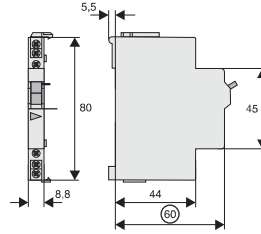
Z-ASA and Z-ASA



ZP-IHK, ZP-WHK

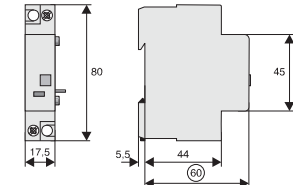


ZP-NHK



Undervoltage release

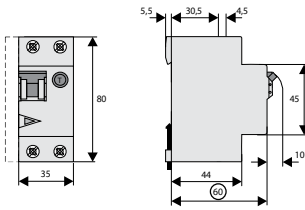
Z-USA and Z-USD



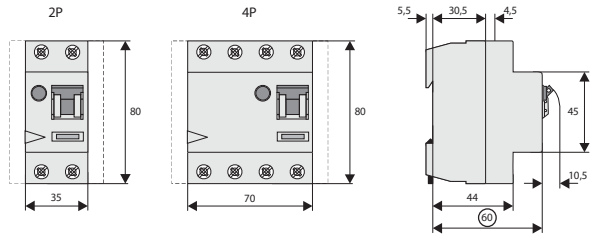
IEC DIN MCB

Dimensions (mm)

PKNM

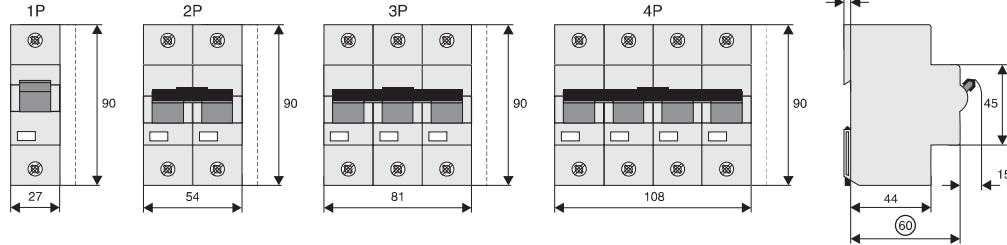


PFIM

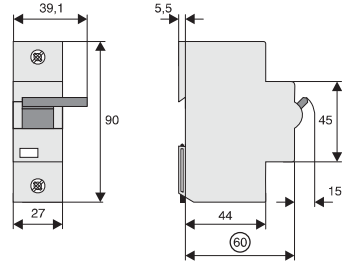


PLHT

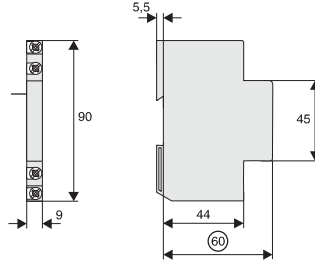
MCB



Shunt trip release ZLHASA

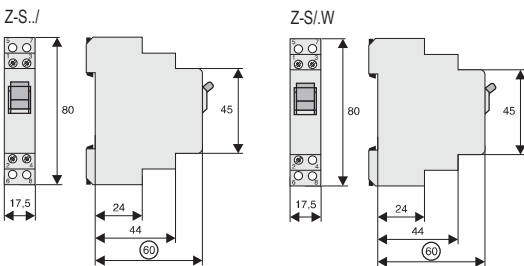


Auxiliary switch ZLHK

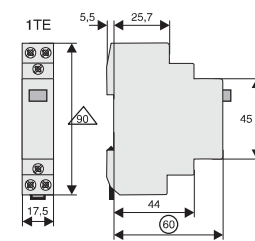


Controlling and switching devices

Z-S and Z-S/W switches

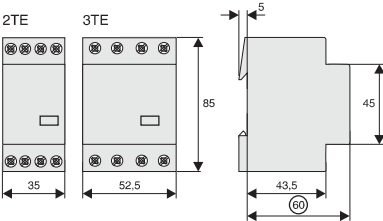


Z-R relay

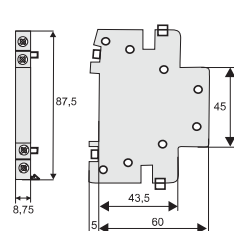


Contactors

Z-SCH.../25 Z-SCH.../40.../63



Z-SC



IEC DIN MCB

Controlling & switching devices



Z-EL/R230



Z-S/WM



Z-EMER-E



Z-EMER-DIN

Description	Colour push button	Item no.
Signal lamps		
○ White	–	Z-EL/WH230
● Red	–	Z-EL/R230
● Green	–	Z-EL/G230
● Orange	–	Z-EL/OR230
● Blue	–	Z-EL/BL230
Pushbuttons		
16 A, 1 N/O	●	Z-PU/S
16 A, 2 N/O	●	Z-PU/SS
16 A, 1 N/O + 1 N/C	●	Z-PU/SO
16 A, 1 N/C	●	Z-PU/OO
Illuminated Pushbuttons		
16 A, 2 N/O	●	Z-PUL230/SS
16 A, 1 N/O + 1 N/C	●	Z-PUL230/SO
Changeover switch		
1 C/O, I – O – II		Z-S/WM
1 C/O, DAY – O – NIGHT		Z-S/WTN
Hour run counter: display 5 + 2 digit		
230 V, 50 Hz		ASOHC230
Emergency lighting test kit		
Enclosed		Z-EMER-E
DIN rail mounting		Z-EMER-DIN
Replacement key for Z-EMER-E		M22-ES-MS1
General accessories		
Padlocking attachment for xPole PLS & eRB devices		Z-IS/SPE-1TE
Padlocking attachment for xPole PKNM, PFIM & IS devices		IS/SPE-1TE
Pole filler 1 strip = 6 poles		AP-45-W

Busbar combs

Commoning busbars



Description	No. of poles	A Max. no. of devices	Rated operational current, Ie, A	Item no.	
Commoning busbars, 1.25 mm thick For miniature circuit-breakers without auxiliary contacts with fork connectors, for combination box terminal	1	–	2 x1P	85	EVG-16/1PHAS/2MODUL
	1	–	6 x1P	85	EVG-16/1PHAS/6MODUL
	1	–	12 x1P	85	EVG-16/1PHAS/12MODUL
	2	2 & 4 pole version can be used for PFIM	2 x 2P	100	EVG-16/2PHAS/4MODUL
	2	–	3 x 2P	100	EVG-16/2PHAS/6MODUL
	2	–	6 x 2P	100	EVG-16/2PHAS/12MODUL
	3	–	2 x 3P	100	EVG-16/3PHAS/6MODUL
	3	–	4 x 3P	100	EVG-16/3PHAS/12MODUL
	4	2 & 4 pole version can be used for PFIM	2 x 4P	100	EVG-16/4PHAS/8MODUL
	4	–	3 x 4P	100	EVG-16/4PHAS/12MODUL
For miniature circuit-breakers with auxiliary contacts	1	–	2 x1P	85	EVG-16/1PHAS/2MODUL/HI
	1	–	6 x1P	85	EVG-16/1PHAS/6MODUL/HI
	1	–	9 x1P	85	EVG-16/1PHAS/9MODUL/HI
	2	2 pole version can be used for PFIM	2 x 2P	100	EVG-16/2PHAS/4MODUL/HI
	2	–	3 x 2P	100	EVG-16/2PHAS/6MODUL/HI
	2	–	5 x 2P	100	EVG-16/2PHAS/10MODUL/HI
	3	–	2 x 3P	100	EVG-16/3PHAS/6MODUL/HI
	3	–	4 x 3P	100	EVG-16/3PHAS/12MODUL/HI
	3	–	6 x1P	100	EVG-16/3X1PHAS/6MODUL/HI
	3	–	8 x1P	100	EVG-16/3X1PHAS/8MODUL/HI
	3	–	9 x1P	100	EVG-16/3X1PHAS/9MODUL/HI