

Catalogue number: **CBB**□□-□□-□□□□

DIN Mount Enclosure IP42/IP56 200mm depth



DIN Mount Enclosure IP42/IP56 200mm depth

- AS/NZS 61439.1
- Colour Options- N42 grey, X15 orange
- Available in IP42 & IP56
- Rigid Mild Steel Construction
- High impact to resistance
- Wide range of operating temperatures
- Easy earthing
- Top and bottom gland plates for easy cable entry
- Excellent for light control accessories and din mount products
- Complete with DIN rail, Mounting brackets, and Escutcheon

CBB□□

-□□

-□□□□

| Enclosure Height | |
|------------------|--------|
| 03 | 300mm |
| 04 | 450mm |
| 06 | 600mm |
| 09 | 900mm |
| 10 | 1050mm |
| 12 | 1200mm |
| 15 | 500mm |
| 18 | 1800mm |
| 21 | 2100mm |

| DIN rail Quantity | |
|-------------------|-------------|
| 01 | 1x25 poles |
| 02 | 2x25 poles |
| 03 | 3x25 poles |
| 04 | 4x25 poles |
| 05 | 5x25 poles |
| 06 | 6x25 poles |
| 08 | 8x25 poles |
| 09 | 9x25 poles |
| 11 | 11x25 poles |

| Enclosure Type | |
|----------------|---|
| G | IP42, Width-600mm, Depth-230mm (200mm Deep), N42 Grey |
| OR | IP42, Width-600mm, Depth-230mm (200mm Deep), X15 Orange |
| WP-G | IP56, Width-600mm, Depth-230mm (200mm Deep), N42 Grey |
| WP-OR | IP56, Width-600mm, Depth-230mm (200mm Deep), X15 Orange |

| Properties | CBB□□-G | CBB□□-OR | CBB□□-WP-G | CBB□□-WP-OR |
|---------------|--|------------|------------|-------------|
| Manufacturer | Eureka | | | |
| Product Range | IP42/IP56 DIN Mount Enclosures | | | |
| IP rating | 42 | 42 | 56 | 56 |
| Colour | N42 Grey | X15 Orange | N42 Grey | X15 Orange |
| Material | Mild Steel | | | |
| Thickness | 1.6mm | | | |
| Width | 600mm | | | |
| Depth | IP42: 230mm (with the door) IP56: 234.5mm (with the door) | | | |
| Earthing | Easy Earthing | | | |
| Gland Plates | Top and Bottom | | | |
| Cable Entry | Top and Bottom | | | |
| Mounting | Fitted with Mounting Rail Studs | | | |
| Included | DIN rails, Mounting brackets, and Escutcheon | | | |
| Accessories | Rain Hoods, Extension Collar (only for IP42), Galvanised and steel plinth kits, Flush Mount kits, Cable zones, Incoming cable/ Ventilation Enclosure | | | |
| Standards | AS 60529-2004 | | | |



N.A.W. Controls Pty. Ltd.
Telephone: (03) 9464 6555
www.nawcontrols.com.au

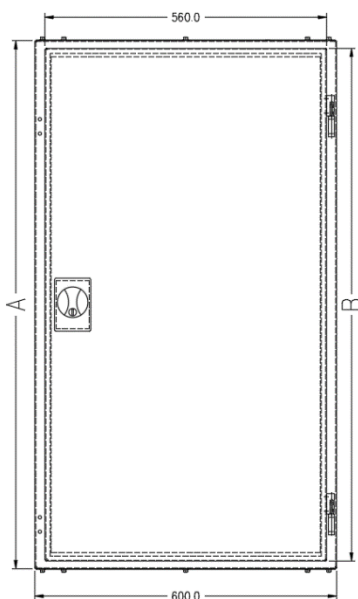
Eureka CBB enclosures range
September 2020

Catalogue number: **CBB**□□-□□-□□□□

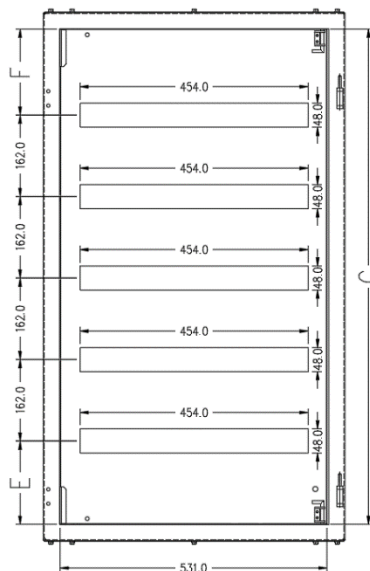
DIN Mount Enclosure IP42 200mm depth



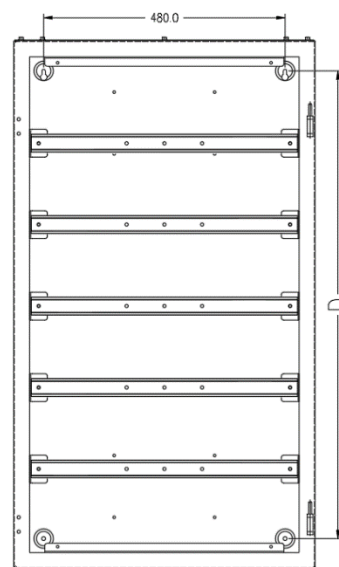
Overall Dimensions for Enclosures IP42 Enclosure



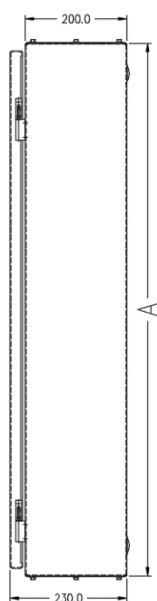
FRONT ELEVATION



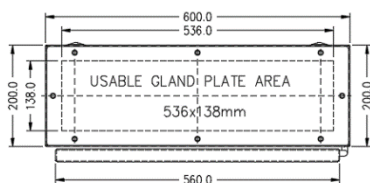
FRONT ELEVATION
FRONT DOOR NOT SHOWN



FRONT ELEVATION
FRONT DOOR & ESCUTCHEON NOT SHOWN



SIDE VIEW



TOP/BOTTOM VIEW

| Enclosure | A | B | C | D | E | F | DIN rails |
|---------------|------|------|------|------|--------|--------|-----------|
| CBB03-01-G/OR | 300 | 270 | 235 | 180 | 120.25 | 114.75 | 1 |
| CBB04-02-G/OR | 450 | 420 | 385 | 330 | 114.25 | 114.25 | 2 |
| CBB06-03-G/OR | 600 | 570 | 535 | 480 | 135.25 | 129.75 | 3 |
| CBB09-04-G/OR | 900 | 870 | 835 | 780 | 171.75 | 177.25 | 4 |
| CBB10-05-G/OR | 1050 | 1020 | 985 | 930 | 165.75 | 171.25 | 5 |
| CBB12-06-G/OR | 1200 | 1170 | 1135 | 1080 | 159.75 | 165.25 | 6 |
| CBB15-08-G/OR | 1500 | 1470 | 1435 | 1380 | 147.75 | 153.25 | 8 |
| CBB18-09-G/OR | 1800 | 1770 | 1735 | 1680 | 216.75 | 222.25 | 9 |
| CBB21-11-G/OR | 2100 | 2070 | 2035 | 1980 | 204.75 | 210.25 | 11 |

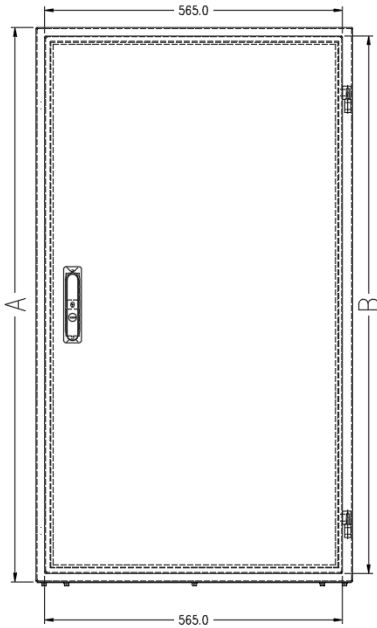


Catalogue number: **CBB**□□-□□-□□□□

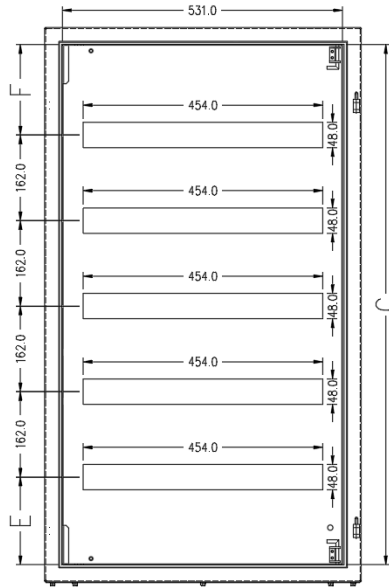
DIN Mount Enclosure IP56 200mm depth



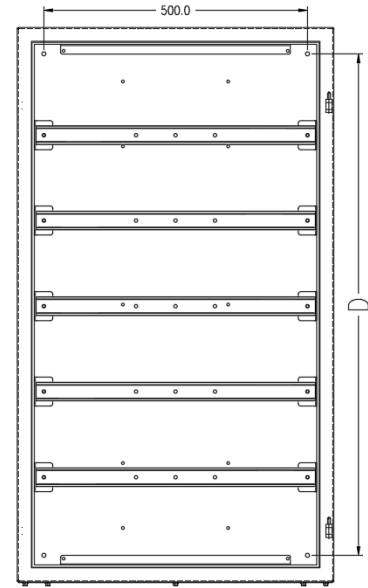
Overall Dimensions for Enclosures IP56 Enclosure



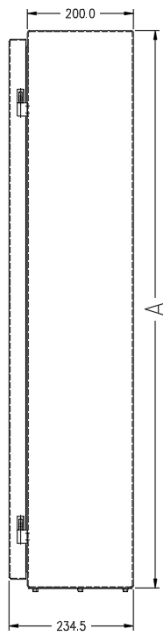
FRONT ELEVATION



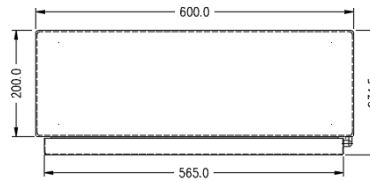
FRONT ELEVATION
FRONT DOOR NOT SHOWN



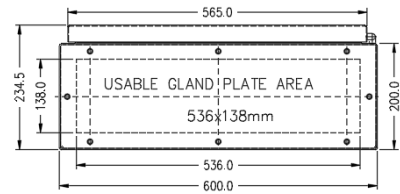
FRONT ELEVATION
FRONT DOOR & ESCUTCHEON NOT SHOWN



SIDE VIEW



TOP VIEW



BOTTOM VIEW

| Enclosure | A | B | C | D | E | F | DIN rails |
|------------------|------|------|------|------|--------|--------|-----------|
| CBB03-01-WP-G/OR | 300 | 268 | 235 | 200 | 120.25 | 114.75 | 1 |
| CBB04-02-WP-G/OR | 450 | 418 | 385 | 350 | 114.25 | 114.25 | 2 |
| CBB06-03-WP-G/OR | 600 | 568 | 535 | 500 | 135.25 | 129.75 | 3 |
| CBB09-04-WP-G/OR | 900 | 868 | 835 | 800 | 171.75 | 177.25 | 4 |
| CBB10-05-WP-G/OR | 1050 | 1018 | 985 | 950 | 165.75 | 171.25 | 5 |
| CBB12-06-WP-G/OR | 1200 | 1168 | 1135 | 1100 | 159.75 | 165.25 | 6 |
| CBB15-08-WP-G/OR | 1500 | 1468 | 1435 | 1400 | 147.75 | 153.25 | 8 |
| CBB18-09-WP-G/OR | 1800 | 1768 | 1735 | 1700 | 216.75 | 222.25 | 9 |
| CBB21-11-WP-G/OR | 2100 | 2068 | 2035 | 2000 | 204.75 | 210.25 | 11 |

