

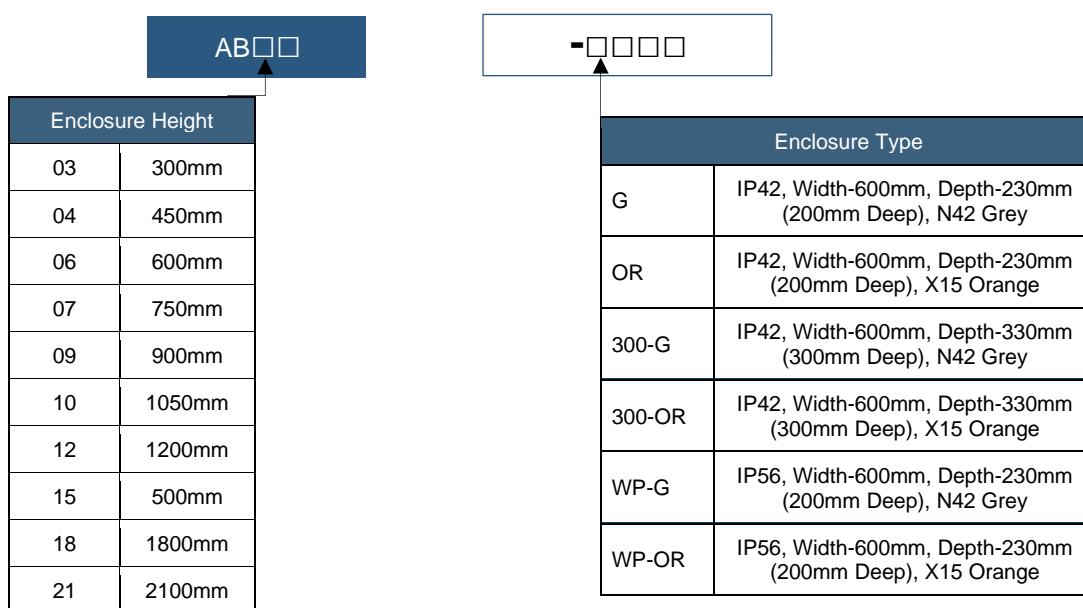
Catalogue number: **AB**□□-□□□□

Accessory Module Enclosures IP42/IP56 200/300mm depth



### Accessory Module Enclosures

- AS/NZS 61439.1
- Colour Options- N42 grey, X15 orange
- Available in IP42 & IP56
- Rigid Construction
- High impact to resistance
- Wide range of operating temperatures
- Easy earthing
- Top and bottom gland plates for easy cable entry
- Compact installation
- Mounting rails need to be ordered separately



Properties	AB□□-G	AB□□-OR	AB□□-300-G	AB□□-WP-OR	AB□□-300-G	AB□□-WP-OR
Manufacturer	Eureka					
Product Range	IP42/IP56 Accessory Module Enclosures					
IP rating	42	42	42	42	56	56
Colour	N42 grey	X15 Orange	N42 grey	X15 Orange	N42 grey	X15 Orange
Material	Mild Steel					
Enclosure Thickness	1.6mm					
Width	600mm					
Earthing	Easy Earthing					
Gland Plates	Top and Bottom					
Cable Entry	Top and Bottom					
Accessories	Rain Hoods, Extension Collar (only for IP42), Galvanised and steel plinth kits Flush Mount kits, Cable zones, Incoming cable/ Ventilation Enclosure					

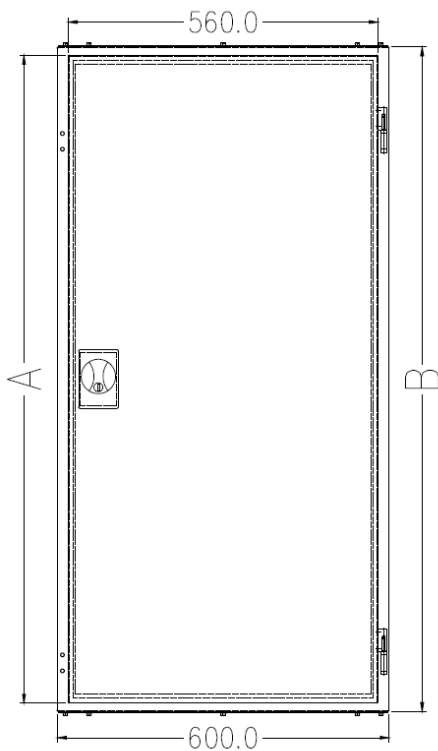


Catalogue number: **AB**□□-□□□□

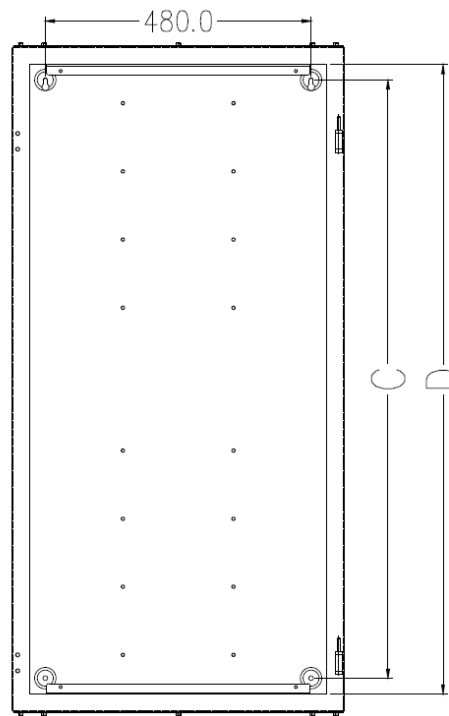
Accessory Module Enclosures IP42/IP56 200/300mm depth



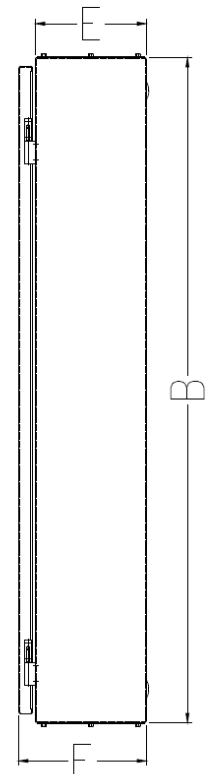
### Overall Dimensions for IP42 Enclosures



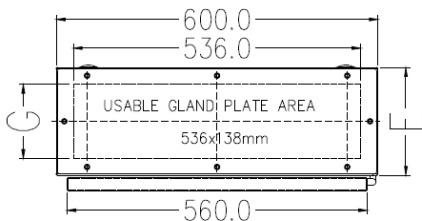
FRONT ELEVATION



FRONT ELEVATION  
FRONT DOOR NOT SHOWN



SIDE VIEW



TOP/BOTTOM VIEW

Enclosure	A	B	C	D	E	F	G
AB03-G/OR	270	300	180	236	200	230	138
AB04-G/OR	420	450	330	386	200	230	138
AB06-G/OR	570	600	480	536	200	230	138
AB07-G/OR	720	750	630	686	200	230	138
AB09-G/OR	870	900	780	836	200	230	138
AB10-G/OR	1020	1050	930	986	200	230	138
AB12-G/OR	1170	1200	1080	1136	200	230	138
AB15-G/OR	1470	1500	1380	1436	200	230	138
AB18-G/OR	1770	1800	1680	1736	200	230	138
AB21-G/OR	2070	2100	1980	2036	200	230	138

Enclosure	A	B	C	D	E	F	G
AB07-300-G/OR	720	750	630	686	300	330	238
AB09-300-G/OR	870	900	780	836	300	330	238
AB10-300-G/OR	1020	1050	930	986	300	330	238
AB12-300-G/OR	1170	1200	1080	1136	300	330	238
AB15-300-G/OR	1470	1500	1380	1436	300	330	238
AB18-300-G/OR	1770	1800	1680	1736	300	330	238
AB21-300-G/OR	2070	2100	1980	2036	300	330	238

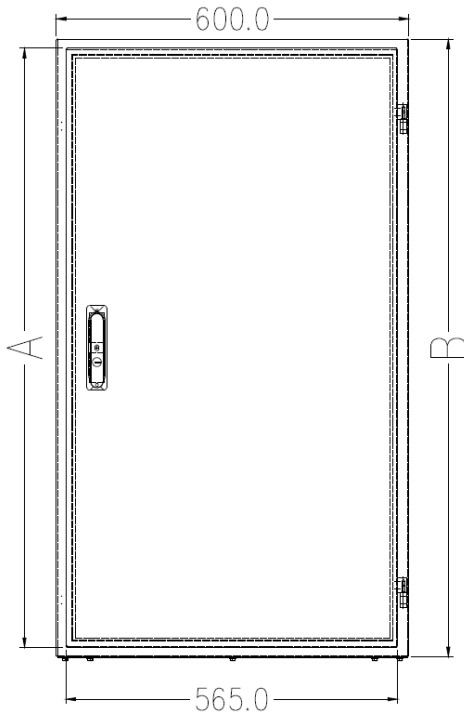


Catalogue number: **AB**□□-□□□□

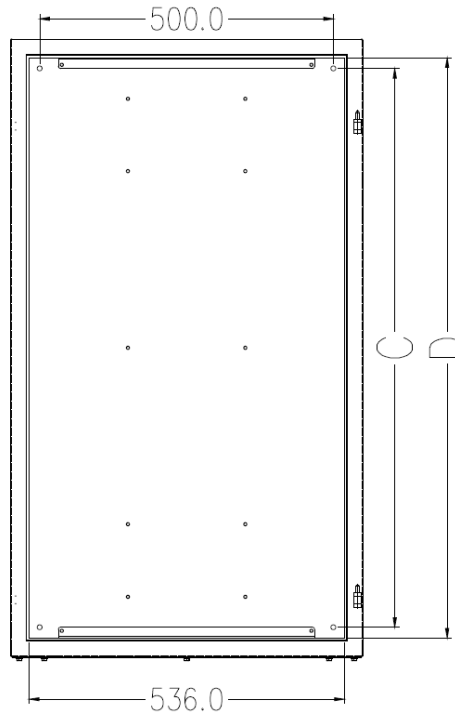
Accessory Module Enclosures IP42/IP56 200/300mm depth



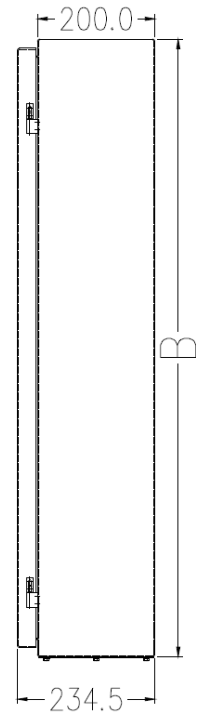
### Overall Dimensions for IP56 Enclosures



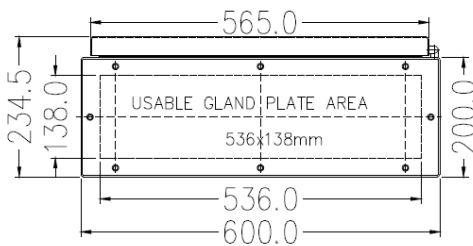
FRONT ELEVATION



FRONT ELEVATION  
FRONT DOOR NOT SHOWN



SIDE VIEW



TOP/BOTTOM VIEW

Enclosure	A	B	C	D
AB03-WP-G/OR	268	300	200	236
AB04-WP-G/OR	418	450	350	386
AB06-WP-G/OR	568	600	500	536
AB07-WP-G/OR	718	750	650	686
AB09-WP-G/OR	868	900	800	836
AB10-WP-G/OR	1018	1050	950	986
AB12-WP-G/OR	1168	1200	1100	1136
AB15-WP-G/OR	1468	1500	1400	1436
AB18-WP-G/OR	1768	1800	1700	1736
AB21-WP-G/OR	2068	2100	2000	2036

