

Catalogue number: **EUR-LDB□□G**

Eureka LITE IP40 Distribution Board 750/950mm



Eureka LITE Economy IP40 Distribution Board

- Colour N42 grey
- Available in IP40
- Rigid Construction
- Complete with DIN rail, mounting brackets, Escutcheon, Switch disconnecter & EMS MCB Chassis
- Easy earthing
- Compact installation



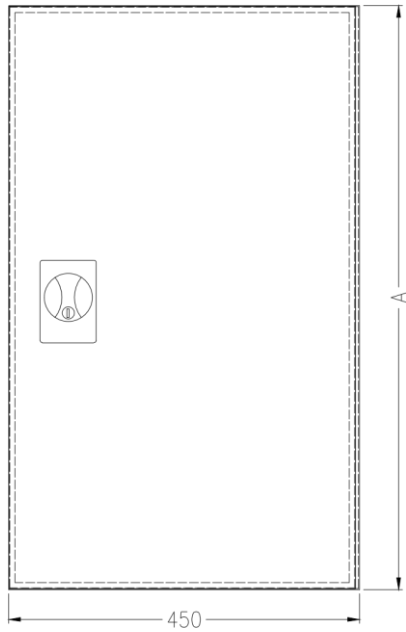
Chassis	
24	24 Pole
36	36 Pole
48	48 Pole
60	60 Pole

Properties

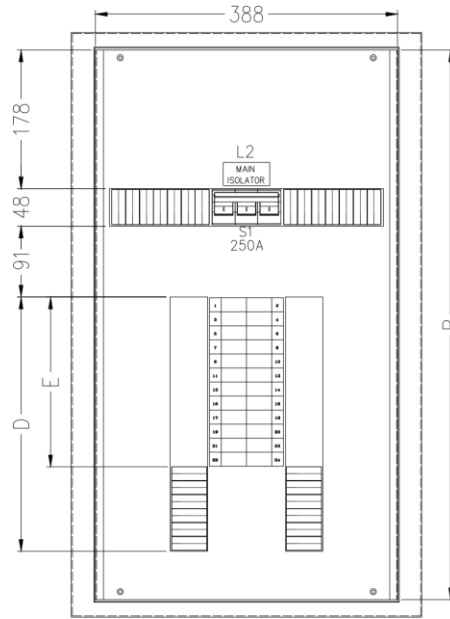
Properties	
Manufacturer	Eureka
Product Range	IP40 LITE Economy Distribution Board
IP rating	IP 40
Form Rating	Form 1
Colour	N42 Grey
Thickness	1.2mm sheet metal, door and escutcheon
Main Switch	Compact 250A/415VAC top mounted main switch
Chassis	250A encapsulated EMS 18mm pitch chassis 25kA @ 0.1 sec
Earth and Neutral Bars	250A Earth and Neutral bars
Cable Entry	Knockouts at top and bottom of enclosure
DIN Module space	14 pole of DIN space next to the main switch
Compatible Breakers	Suits the Eureka range of Miniature Circuit Breakers and RCBO's
Door	Lockable door, can be mde left or right hand hinged in the field
Accessories	Can accommodate time clocks or emergency test kits on DIN rail provided next to the main switch
Energy Measurements and Comms.	Available Option-1 Circutor 'MC' 3 in 1 CT and CVM-Mini Power Analyser providing basic energy measurement and communications
Labels	Circuit identification labels and legend card holders supplied



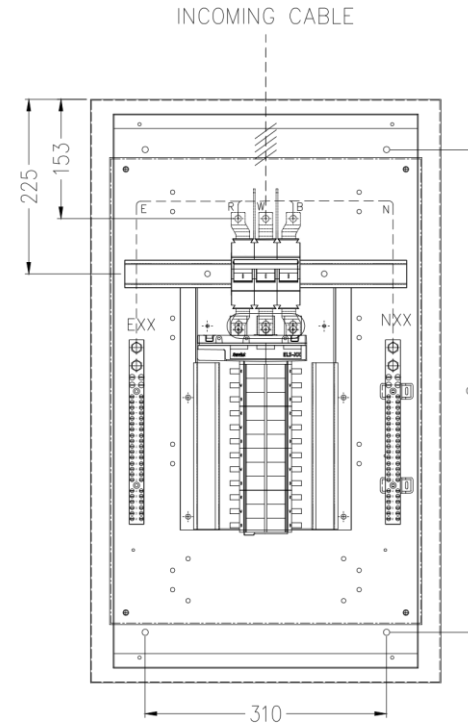
Overall Dimensions for LDB IP40 Distribution Board



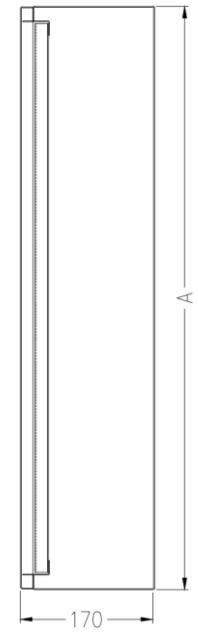
FRONT ELEVATION



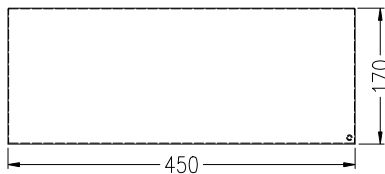
FRONT ELEVATION  
WITH ESCUTCHEON FITTED



FRONT ELEVATION  
FRONT DOOR & ESCUTCHEON REMOVED



SIDE VIEW



TOP/BOTTOM VIEW

	A/mm	B/mm	C/mm	D/mm	E/mm
EUR-LDB24G	750	705	620	326	218
EUR-LDB36G	750	705	620	326	326
EUR-LDB48G	950	905	820	542	433
EUR-LDB60G	950	905	820	542	542