



630A 3 Phase Single Sided MCCB Chassis

- Current Rating: 630A
- Insulated Busbar
- IP Rating: IP2X
- Current withstand Rating 630A: 50kA 0.5s
- Available in bottom feed (BF) or dual feed (DF)
- Use of EUR-SS800-MCCB-TOP/BOT brackets to lift chassis to meet escutcheon.
- Standards: IEC 61439-2

LS63035-

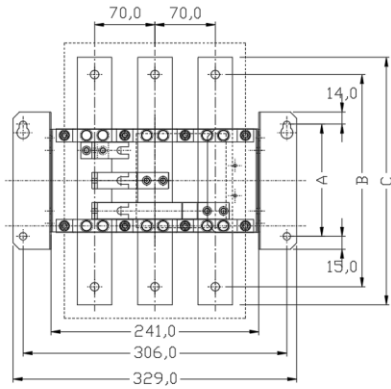
□□TF-SS

| Number of Poles | |
|-----------------|---------|
| 3 | 3 Pole |
| 6 | 6 Pole |
| 9 | 9 Pole |
| 12 | 12 Pole |
| 15 | 15 Pole |
| 18 | 18 Pole |
| 21 | 21 Pole |
| 24 | 24 Pole |
| 30 | 30 Pole |
| 36 | 36 Pole |

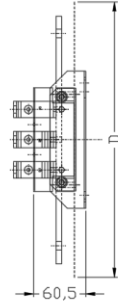
Properties

| Properties | | | |
|------------------------------------|---------------------------------------|------|------|
| Manufacturer | Eureka | | |
| Product Range | Eureka 630A Single Sided MCCB Chassis | | |
| Chassis Type | 630A Insulated busbar Chassis | | |
| Compatible Product Series | LS MCCB's : TS100, TS160, TS250 | | |
| IP Rating | IP2X | | |
| Busbar Dimensions | 40x6.3mm ² Cu | | |
| Pitch | 35mm | | |
| Rated Current | In | 630A | |
| Rated Operating Voltage | Un | 415V | |
| Rated Insulation Voltage | Ui | 690V | |
| Rated Frequency | 50/60Hz | | |
| Rated Short-time withstand Current | Icw | 0.5s | 50kA |
| Rated Diversity Factor | 0.8 | | |
| Standards Compliance | AS/NZS 61439-2 | | |

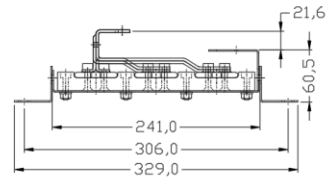
Dimensions for LS63035-□□TF-SS



CHASSIS FRONT ELEVATION



CHASSIS SIDE VIEW



CHASSIS BOTTOM VIEW



ESCUTCHEON CUTOUTS

| Part No. | A | B | C | D | E |
|-----------------|------|------|------|------|------|
| LS63035-3TF-SS | 130 | 246 | 287 | 319 | 109 |
| LS63035-6TF-SS | 235 | 351 | 392 | 424 | 214 |
| LS63035-9TF-SS | 340 | 456 | 497 | 529 | 319 |
| LS63035-12TF-SS | 445 | 561 | 602 | 634 | 424 |
| LS63035-15TF-SS | 550 | 666 | 707 | 739 | 529 |
| LS63035-18TF-SS | 655 | 771 | 812 | 844 | 634 |
| LS63035-21TF-SS | 760 | 876 | 917 | 949 | 739 |
| LS63035-24TF-SS | 865 | 981 | 1022 | 1054 | 844 |
| LS63035-30TF-SS | 1075 | 1191 | 1232 | 1264 | 1054 |
| LS63035-36TF-SS | 1285 | 1401 | 1442 | 1474 | 1264 |