



CABLE LAYING MACHINE AND ACCESSORIES

| BURY WIRE UP TO 10 MM IN DIAMETER



***ONE MACHINE
TWO MOTORIZATION OPTIONS: GAS OR ELECTRIC***


***2021 EDITION
600mh.com***

600MH

one machine to bury wire
for various applications**


ISLAND CREATION

It is now easy to create islands around trees and obstacles such as flower beds, thanks to the new Wire Twinning Device (PWMA-0017).



ROBOTIC LAWN MOWERS

Install wire from all robot manufacturers thanks to the wire spool support that will fit spools of all sizes.



IRRIGATION SYSTEM

Bury connecting wire to multiple sprinkler valves with ease.



PORTALS AND VIDEOPHONES

Install wire from the house to the equipment, even after the construction is finished.










OUTDOOR LIGHTING

Low voltage outdoor lighting systems have become increasingly popular; they require a great quantity of buried wire. Nothing's easier with the 600MH.



COMPATIBLE WIRE CHART [†]

TYPES OF WIRE	VISUAL	WIRE GUIDES		
		4 mm	6 mm*	10 mm
Invisible fence wire for dogs		✓	✓	✓
Standard wire for robotic lawn mower		✓	✓	✓
Double-sheathed wire for robotic lawn mower			✓	✓
Cat6 Ethernet wire				✓
Low voltage wire				✓
Irrigation valve wire				✓
Coaxial cable				✓

** INCLUDED WITH THE MACHINE*



DIGITAL OUTDOOR ANTENNA

Antennas and dishes are often positioned at a good distance from the house. They are now easy to connect.



INVISIBLE FENCES

Prevent pets from leaving the property by putting an electronic fence wire in the ground in minutes.



ETHERNET AND COAXIAL CABLE

High-speed internet access wiring is easy to install to reach isolated houses.



SURVEILLANCE CAMERAS

Numerous cameras watching a property is common now. Link them easily with the 600MH.

[†] The chart above shows different types and diameters of wire that can be buried with the 600MH.
Note that some optional accessories must be purchased separately for wires wider than 6 mm.

600MH

Technical specs and advantages

WIRE GUIDE

For wire up to Ø 6 mm (included)
For wire up to Ø 10 mm (optional)
Optimal shape
Sturdy



SLIDING FOOT


Provides easy control of the wire's depth
Prevents grass damage
Reduces debris on the blade and its axis

HEAVY DUTY SOLID CARBIDE BLADE

For all soil types
Offset by 15 cm
Long-lasting

STEEL FRAME

Rigid and durable
Easy to clean
Powder coated finish



SELF-PROPELLED TRANSMISSION

Improves productivity
Decreases operator efforts
Control integrated in the handle

AG TIRES

Improved traction in wet
and slippery conditions
No dirt build-up in muddy
terrain conditions



YOU SHOULD KNOW


SEVERAL BRANDS AND MODELS OF
BATTERIES AND CHARGERS ARE
COMPATIBLE WITH THE 600MH-LI SUCH
AS BRIGGS & STRATTON, GREENWORKS,
CRAMER, STIGA.

REFER TO THE TABLE ON PAGE 11 FOR
MORE DETAILS.



ANTI-VIBRATION HANDLE

Vibration levels reduced by 50%
Improves operator comfort
Ergonomic




TWO MOTORIZATION OPTIONS

Choose between:
The Honda GXH50 4-stroke engine you can count on (600MH model)
Or
1 kW brushless electric motor fueled by high-capacity 80/82V Li-Ion batteries (600MH-Li model)

WIRE REEL SUPPORT

Accommodates wire reels
up to 300 mm Ø x 200 mm L
Several possible configurations
Optional support available (PWMA-0014)
for oversized reels
(up to 400 mm Ø x 350 mm L)



PIVOTING JOINT

Pivots 30° to the right
Tilts 180° front to back
Facilitates installs in tight spaces

EDGE DISTANCE GUIDE

Can be installed on the front or the rear
Adjustable from 15 cm to 45 cm
Enables meeting all robot manufacturers' requirements



KICKSTAND

Retractable
Provides blade ground clearance on start-up

600MH

cable laying machine
Designed by and for professionals.

More versatile than ever

The cable-laying machine 600MH offers the ruggedness, durability and portability necessary to professionals. It was originally designed to optimize the work of robot mower installers. In constant evolution, its new optional install kit for wire of up to 10 mm now enables installing wire up to 10 mm in diameter. It is then possible to use it also for burying wire for invisible fences, for outdoor lighting systems, for portal motorization, for videophones, for surveillance cameras, for high-speed Internet or cable TV connections, and more!

More profitable than ever

The ergonomic handle, featuring the anti-vibration system that significantly improves the operator's comfort, folds down to go from action, to transport, to storage. The 600MH has been designed to be carried around and operated by a single person and can bury up to 600 metres of wire per hour! Its heavy duty solid carbide blade, offset by 15 cm, will make its way through all types of soil; stony, compacted or regular, easily laying wire between 4 and 6 cm deep. Its low turning radius and its distance guide give access to every corner and provide a precise install, reducing the installation time. The new optional wire twinning device now allows to quickly go around islands and bury both wires in the same trench without having to do it manually. These are only a few characteristics that make this machine so productive - and hence very profitable!



600MH*



600MH-Li**



PERFORMANCE

Up to 600 metres of wire per hour



WIRE DEPTH

4 to 6 cm



WEIGHT AND DIMENSIONS

38 kg
56 x 46 x 125 cm



BLADE

Heavy duty solid carbide blade



DIAMETER OF THE WIRE TO BURY

With included wire guide: Up to Ø 6 mm
With optional wire guide: Up to Ø 10 mm



WIRE REEL SUPPORT

Included: for reels up to 300 mm Ø x 200 mm L
Optional: for reels up to 400 mm Ø x 350 mm L

TWO MOTORIZATION OPTIONS



*GAS ENGINE

4-stroke Honda GXH50
Power: 1.6 kW - 2.1 hp



**ELECTRIC MOTOR

Brushless 80/82V Lithium-Ion battery electric motor
Power: 1.0 kW - 82V

NEW IN 2021


WIRE TWINNING DEVICE

PWMA-0017

When creating an island for the robot mower to avoid, the two wires between the island and the perimeter of the property must be twinned in order to cancel the signal and make the wires invisible to the robot. When there is a great distance between these two points, burying the wires by hand (on your knees) will cause a considerable time loss. Not anymore!

Thanks to the new WIRE TWINNING DEVICE, you can now bury both wires at the same time after going around the island with the machine. A diverting plate leads the wire laying on the surface towards a second wire guide installed behind the regular wire guide. An ingenious system then frees the surface wire once the perimeter is reached, which allows to continue to install without stopping.

This new accessory, available as an option, is installed on the 600MH in minutes and is also compatible with all the machines built since 2016.



INSTALLATION KIT FOR WIRE UP TO 10 MM

PWMA-0019

Open up to new possibilities! This new kit allows to install wire of bigger diameter, such as:


- Low voltage wire for outdoor lighting
- Cat6 telecom cable
- Coaxial cable
- Control wire
- and many others, up to 10 mm diameter.

The kit includes:

- Wire guire
- Guide roller
- Sliding foot with wider slot

Like most of our 600MH accessories, it can be installed on all the machines built since 2016.

NOTE: If the wire reels exceed the standard size (300 mm Ø x 200 mm L), we offer a new Support for Oversized Reels (PWMA-0014), which accepts reels of up to 400 mm in diameter per 350 mm in width.



NEW IN 2021

SUPPORT FOR OVERSIZE REELS **(UP TO 400 MM Ø X 350 MM L)**

PWMA-0014

You wish to use 1000 m reels for installing robot mowers?

You would like to install low voltage wire for outdoor lighting?

Oversized reels can now be mounted on the 600MH with this improved support, which is now adjustable in width. It also includes a 450 mm threaded rod, hubs for 1000 m wire reels and a set of hubs for low voltage wire reels. The hubs and spacers provided with the 600MH can also be used in combination with these to accommodate different sizes of reels. A locking clamping knob is included and gives good control over the wire unwinding.

Material : Stainless steel, plastic

Weight : 2 kg

Reel dimensions : Up to 400 mm in diameter x 350 mm width

Maximum reel weight : 20 kg

TOOL POUCH

PWMA-0018

Here is another new accessory this year: a tool pouch that is meant to be firmly attached to the frame of the 600MH. Avoid time losses by keeping the necessary tools handy:

- Hammer, wire stripper, screwdriver, knife, etc.
- Spare blade and hex key
- Wire insertion tool
- Stakes and wire connectors.

WIRE INSERTION HAND TOOL

PWMA-0020

Although the 600MH is doing most of the work, it sometimes happen that we need to push the wire down the trench manually. Finally, here is an insertion tool that was especially designed for this purpose. The steel blade features a slot which guides the wire with no risk of damaging it. The vinyl handle offers a comfortable grip at an angle that allows to maintain downward pressure while sliding the tool in the trench.

A must-have and very affordable tool!

OTHER ACCESSORIES

ANTI-VIBRATION HANDLE

PWMA-0015

Introduced on the 600MH in 2020, this system greatly improves the operator's comfort. Vibration measured at the operator level can be reduced by 50% in harsh terrain conditions.

Two dampers, moulded on heavy steel rods, are joined to the new 'C' handle and encased into an aluminum housing. A tubular shaft links the assembly to the existing pivoting joint, therefore preserving all the adjustment functionalities of the previous system.

Retrofits on all 600MH built since 2016.

HEAVY DUTY SOLID CARBIDE BLADE

PWMA-0008

This blade is made of a steel body on which a carbide moulded wearing plate is welded. An exclusive process combines brasing operations and tempering of the body of the blade in order to attain the rigidity required to resist impacts while the carbide will resist wear.

One heavy-duty solid carbide blade is included with every 600MH.

Material : Steel and carbide

Weight : 0.151 kg

Dimensions : 20 mm x 125 mm x 5 mm

REVERSIBLE HARDENED STEEL BLADE

PWMA-0007

The original blade made of steel tempered at 55-58 Rc is now offered as an option. It can be used with the 4 mm wire guide in soils offering less restriction.

It is thinner than the blade PWMA-0008, its trench will then be narrower.

Material : Hardened steel

Weight : 0.066 kg

Dimensions : 19 mm x 123 mm x 5 mm

WIRE METER

PWMA-0006


The perimeter wire meter measures metres of wire as you install. Installed in 2 minutes on all 600MH machines. Saves time and eliminates the need for estimating wire measurement at the time of invoicing. Accurate reading. Works in both directions. Allows the use of larger wire reels.

Save time and money!

Material : Aluminium, zinc plated steel

Weight : 1.3 kg

Dimensions : 13.5 cm x 18.5 cm x 12.5 cm



600MH-Li BATTERIES AND CHARGERS



LITHIUM-ION BATTERIES AND CHARGERS (Sold separately)

Lithium-Ion batteries are considered as one of the greatest innovation in nearly 20 years!

Indeed, these batteries offer several benefits:

COMPATIBLE : With other battery-powered tools such as the Portable Winch PCW3000-Li, chainsaws, hedge trimmers, lawn mowers, leaf blowers, etc.

RECHARGEABLE : Can be recharged to full capacity at any moment of the discharge cycle without damaging the cells.

SIMPLES : Features a charge gauge that shows the remaining available working time before or during work.

PROFESSIONAL PERFORMANCE : With their extremely high efficiency, these batteries provide ample power to run powerful tools for a long time. Moreover, they have a very low self-discharge rate when not being used, only 1.25% per month.

EMISSION-FREE OPERATION : Electric motors produce no exhaust gas or emission. In addition, using rechargeable batteries means a sustainable use of resources.

As you can see, several brands and models of batteries and chargers are compatible with our cable laying machine. Some brands or models are available in some countries while others are not. We invite you to check with your retailer to find out which ones are available in your area.

B A T T E R I E S	BRAND	MODEL	VOLTAGE	RATED CAPACITY	CHARGING TIME (100%)	WEIGHT (KG)
	BRIGGS & STRATTON / SNAPPER XD	BSB2AH82	82V	2 Ah	30 min	1.5
	BRIGGS & STRATTON / SNAPPER XD	BSB4AH82	82V	4 Ah	60 min	2.6
	BRIGGS & STRATTON / SNAPPER XD	BSB5AH82	82V	5 Ah	75 min	2.6
	GREENWORKS COMMERCIAL	GL 250	82V	2.5 Ah	36 min	1.5
	GREENWORKS COMMERCIAL	GL 400	82V	4 Ah	60 min	2.6
	GREENWORKS COMMERCIAL	GL 500	82V	5 Ah	72 min	2.6
	GREENWORKS COMMERCIAL	GL 400BT	82V	4 Ah	60 min	2.6
	GREENWORKS PRO	2901302	80V	2 Ah	30 min	1.5
	GREENWORKS PRO	2902502	80V	5 Ah	90 min	2.5
	CRAMER	82V220G	82V	3 Ah	45 min	1.6
	CRAMER	82V430G	82V	6 Ah	90 min	2.6
	STIGA	SBT 2580 AE	80V	2.5 Ah	40 min	1.6
	STIGA	SBT 4080 AE	80V	4 Ah	60 min	2.5
	STIGA	SBT 5080 AE	80V	5 Ah	75 min	2.5

C H A R G E R S	BRAND	MODEL	VOLTAGE	AMPS OUTPUT	SLOTS	WEIGHT (KG)
	BRIGGS & STRATTON / SNAPPER XD	BSRC82	82V	4 A	1	1.5
	GREENWORKS COMMERCIAL	GC 400	82V	4 A	1	1.6
	GREENWORKS COMMERCIAL	GC 420	82V	4 A	2	2.0
	GREENWORKS PRO	2901402	80V	4 A	1	1.5
	CRAMER	82C1G	82V	4 A	1	1.6
	CRAMER	82C2	82V	4 A	2	2.0
	STIGA	SFC 80 AE	80V	4 A	1	1.3

This list is not exhaustive. Other brands or models could be added.





AUSTRALIAN DISTRIBUTOR

M MOTOR MECCA
QUALITY OUTDOOR POWER EQUIPMENT

330 Anzac Avenue
Toowoomba Qld 4350
07 4634 4577

Web: www.600mh.com.au
Email: 600mh@motormecca.com.au

MADE IN CANADA
PRINTED IN CANADA



60-0394 - Version EN - MET
©Copyright Portable Winch 2021