

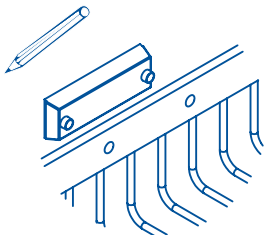


INSTALLATION INSTRUCTIONS

Bathroom Baskets

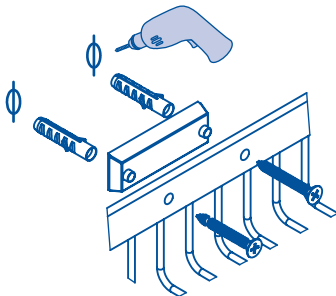


1



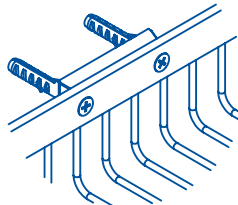
Place plastic spacer on wall and mark location of screw holes.

2



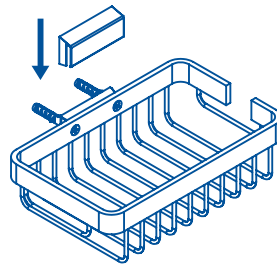
Drill Ø6 mm holes and use wall plugs supplied.

3



Use supplied self-tapping stainless steel screws to mount basket.

4



Placed dress cover.

NOTE: If this product is to be installed on a hollow wall, appropriate hollow wall anchors should be used.