



5 ISOMETRIC  
SCALE = 1:5

## FEATURES

Folding Acrylic Shower Seat with white acrylic deck and satin stainless steel legs. Deck size: 960mm x 370mm with 4 slots for drainage 250mm long x 6.5mm wide. The SS960BR has been certified to take up to 300kg.


## INSTALLATION

For mounting height standards refer to current Building Code of Australia for able bodied and/or disabled use.

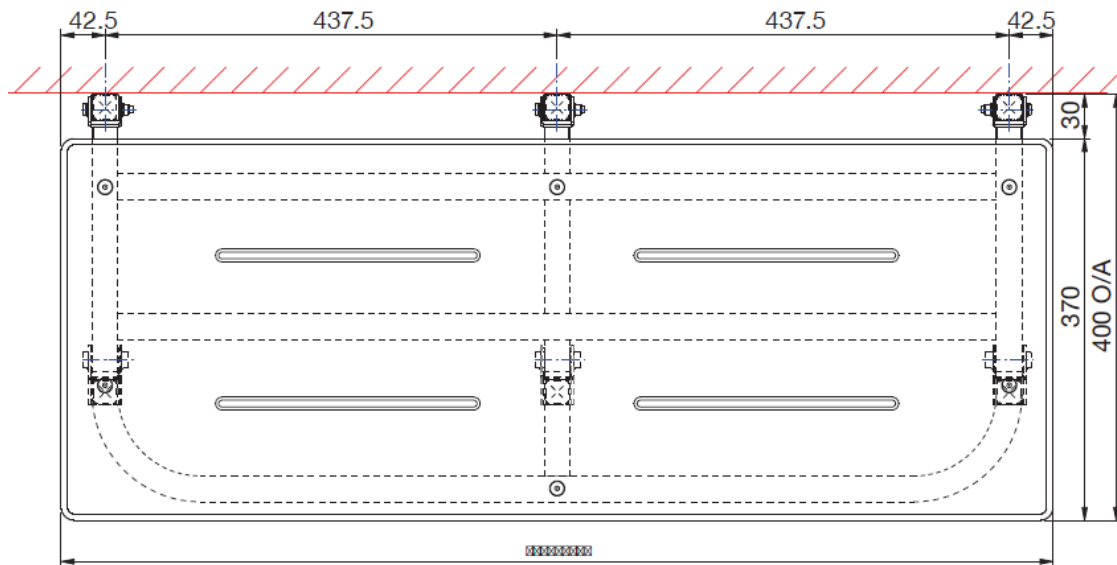
## WARRANTY

One year.

**Folding Acrylic Shower Seat** shall be Model No. SS960BR as supplied by ASI JD MacDonald.

 All ASI JD MacDonald accessible compliant products when installed must be in accordance with AS1428 to ensure the specified product is complying with all washroom specification requirements.

TOLERANCE +0-3mm

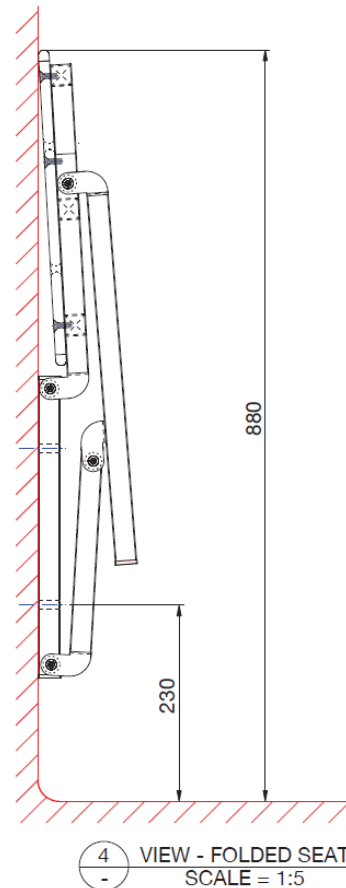
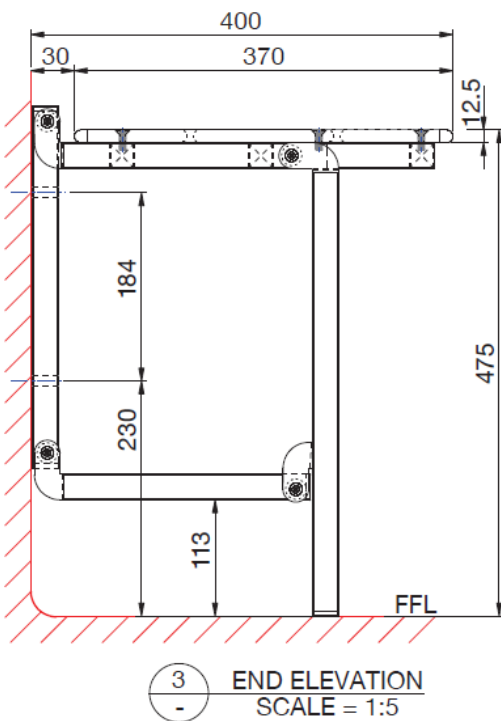
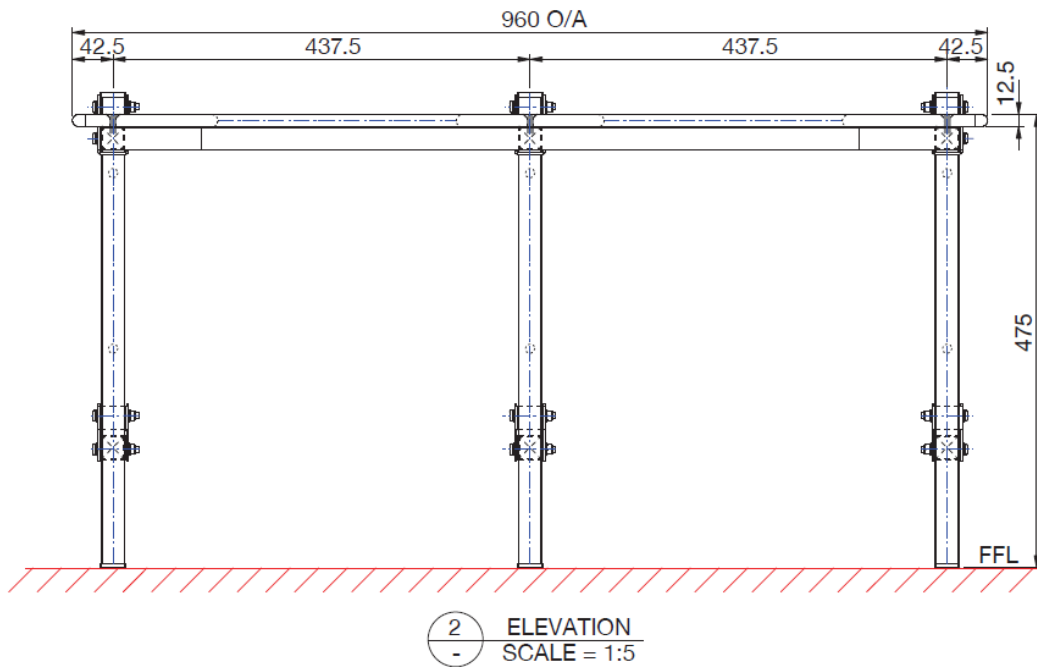


1 PLAN VIEW  
SCALE = 1:5

\* Seat protrudes 92mm from wall when in the closed position

ASI JD MacDonald reserves the right to, and does from time to time, make changes and improvements in design and dimensions. The photographs and line drawings of the products in this flyer are representational only. All dimensions are in millimetres unless otherwise stated.

**Acrylic Bariatric Folding 960x370mm  
Shower Seat  
Model No. SS960BR**



ASI JD MacDonald reserves the right to, and does from time to time, make changes and improvements in design and dimensions. The photographs and line drawings of the products in this flyer are representational only. All dimensions are in millimetres unless otherwise stated.