



KNOBSETS  
COMMERCIAL LOCKSETS

# Epsom PE3000 Series

KNOBSETS  
COMMERCIAL LOCKSETS

Epsom  
PE3000 Series

Satin  
Stainless Steel

Polished  
Stainless Steel

Polished  
Brass

Antique  
Bronze


The Carbine Epsom series of knobsets has been praised for its versatility, reliability, ease of use, and ease of installation. It is a high grade commercial knobset which has a cylindrical fixing. Distinctive by its solid round knob shaped look and large rose, they are a very popular choice in the commercial market and have gained a reputation for being a proven reliable performer.



Colours shown here are for illustration purposes only. The actual finished colours may vary.


**ENTRANCE SET**
**Outside function**

Opened by knob when unlocked Lockable by inner push button, key unlocks both knobs and will retract the latch.

**Inside function**

Opened by knob at all times, push button only locks outside knob.


**PRIVACY SET**
**Outside function**

Opened by knob when unlocked. Has an emergency slot in the knob that unlocks the outside knob if access needs to be gained.

**Inside function**

Opened by knob at all times, push button to lock.


**PASSAGE SET**
**Outside function**

Opened by knob at all times

**Inside function**

Opened by knob at all times


**DUMMY SET**
**Outside function**

Fixed knob used only as a pull handle and secured with a screw from the inside.

**Inside function**

No function.


**VESTIBULE SET**
**Outside function**

Opened by key only. The outside knob always remains rigid.

**Inside function**

Opened by knob at all times.


**CLASSROOM SET**
**Outside function**

Key locks and unlocks outside knob.

**Inside function**

Opened by knob at all times.


**DOUBLE CYLINDER SET**
**Outside function**

Opened by knob when unlocked. Key locks or unlocks both knobs.

**Inside function**

Opened by knob when unlocked, Key locks or unlocks both knobs.


**DOUBLE CYLINDER VESTIBULE**
**Outside function**

Opened by key only. The outside knob always remains rigid.

**Inside function**

Opened by key only. The inside knob always remains rigid.


**PATIO SET**
**Outside function**

Opened by knob when unlocked. Rigid knob when locked by internal push button.

**Inside function**

Opened by knob at all times.


**HALF CUPBOARD LATCHSET**
**Outside function**

No function with a blank rose supplied.

**Inside function**

Knob operation retracts the latch.


**HALF CUPBOARD LOCKSET**
**Outside function**












Key locks or unlocks knob but does not retract the latch.

**Inside function**

No function with a blank rose supplied.

High Grade  
Commercial  
Knobsets


# Epsom PE3000 Series Comparison Chart

		ENTRANCE SET	PRIVACY SET	PASSAGE SET	DUMMY SET	VESTIBULE SET	CLASSROOM SET	DOUBLE CYLINDER SET	DOUBLE CYLINDER VESTIBULE SET	PATIO SET	LATCHING HALFSET	LOCKING HALFSET
												
<b>FIRE RATED</b>	Fire rated for 2 hours to Tyco specifications	✓	✓	✓	✓	✓	✓	✓	✓	✓	✓	✓
<b>FIXING</b>	Cylindrical fixing + supplied with concealed fixing	✓	✓	✓	✗	✓	✓	✓	✓	✓	✓	✓
<b>BACKSET</b>	Supplied with 70mm backset as standard with 127mm backset extension is available if required	✓	✓	✓	✗	✓ <sup>^</sup>	✓ <sup>^</sup>	✓	✓	✓	✓	✓
	60mm available as an option	✓	✓	✓	✗	✓	✓	✓	✓	✓	✓	✓
<b>ROSE FURNITURE</b>	75mm rose diameter	✓	✓	✓	✓	✓	✓	✓	✓	✓	✓	✓
<b>PROJECTION</b>	Stainless steel latch bolt with a 12mm projection	✓	✓	✓	✗	✓	✓	✓	✓	✓	✓	✓
<b>DOOR THICKNESS</b>	Suitable for doors 35mm - 45mm in thickness	✓	✓	✓	✓	✓	✓	✓	✓	✓	✓	✓
<b>RESTRICTED INLINE &amp; CYLINDERS</b>	Especially made to take restricted inline and nearly all higher security restricted cylinders	✓	✗	✗	✗	✓	✓	✓	✓	✗	✗	✓
<b>PROFILE</b>	Suits Keyline LKW9 (Silca LW5) profile	✓	✗	✗	✗	✓	✓	✓	✓	✗	✗	✗
<b>CYLINDER</b>	Cylinder is a 6 pin PD style brass cylinder	✓	✗	✗	✗	✓	✓	✓	✓	✗	✗	✓
<b>SPARES</b>	Spare cylinder available for TES5 to suit Gainsborough keyway CLAIC-TES5	✓	✗	✗	✗	✓	✓	✓	✓	✗	✗	✓
<b>SPACING RINGS OR PLATES</b>	Spacing rings or plates are available for use on thinner doors	✓	✓	✓	✓	✓	✓	✓	✓	✓	✓	✓
<b>ACCESSORIES</b>	Such as rebate kits, internal levers and spare parts available	✓	✓	✓	✗	✓	✓	✓	✓	✓	✓	✓
<b>FINISH</b>	Satin stainless steel	✓	✓	✓	✓	✓	✓	✓	✓	✓	✓	✓
	Polished stainless steel	✓	✓	✓	✗	✓	✓	✗	✗	✗	✗	✗
	Polished brass	✓	✓	✓	✓ <sup>*</sup>	✓	✓	✓	✓	✗	✗	✗
	Antique bronze	✓	✗	✗	✗	✗	✗	✗	✗	✗	✗	✗

<sup>^</sup> Display pack version is 70mm only

<sup>\*</sup> Special order only

DAVCOR Group Pty Ltd  
ABN. 95 003 562 598 | V.1.0-0207