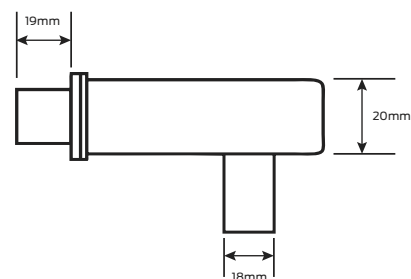
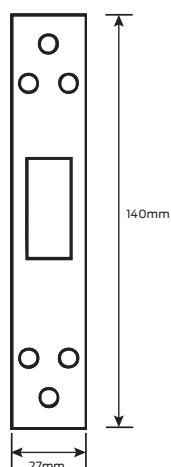
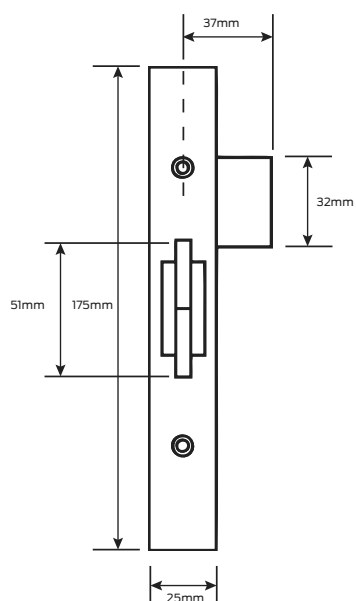
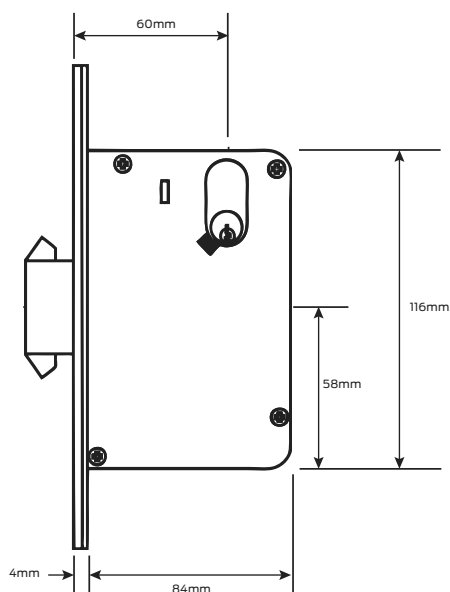


Legge 990 S Series Sliding Door Lock

- Claw bolt operated by key or turn

Specifications

Door type	Timber or metal
Door thickness	32mm to 50mm standard. Extended cylinders available to accommodate thick doors
Lock case / chassis	High purity zinc alloy
Outer forend	Stainless steel or brass
Inner forend	Stainless steel
Bolt	One piece sintered stainless steel
Strike plate	Stainless steel or brass
Backsets	60mm
Key cylinder	C4 6 pin keyway standard, Schlage C6 pin keyway optional, Schlage E6 pin keyway optional, Schlage Everest D keyway optional
Finishes	Chrome plate, polished brass, satin chrome plate
Warranty	10 year mechanical



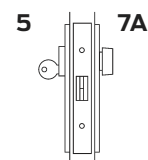
Legge 990 S Series Sliding Door Lock

Sub-function

Cams and adaptors

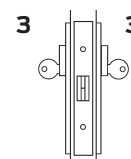
S1 - Sliding door lock

Outside: Key operates bolt
Inside: Turn operates bolt



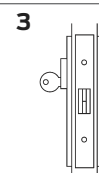
S3 - Glass door sliding deadlock

Outside: Key operates bolt
Inside: Key operates bolt



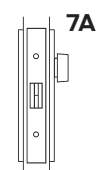
S5 - Lock-up shop sliding door deadlock

Outside: Key operates bolt



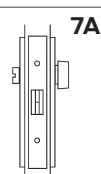
S7 - Exit sliding door deadlock

Inside: Turn operates bolt

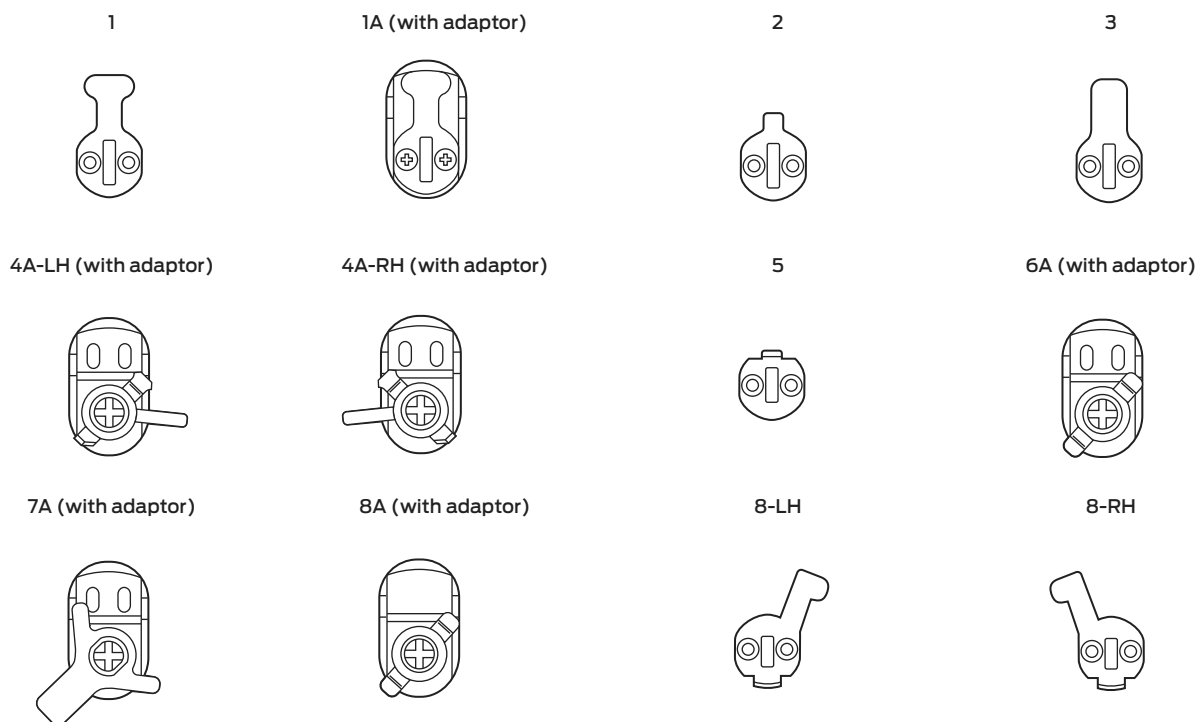


S33 - Sliding door privacy latch

Outside: Emergency button operates bolt
Inside: Turn operates bolt



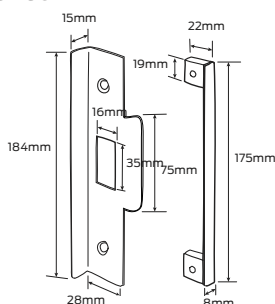
Legge 990MF Cams and Cam Adaptors



Legge 990MF Series accessories

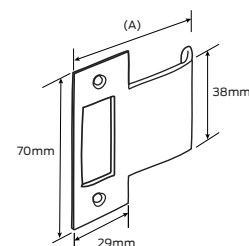
R13 Rebate kit for V, C, CD, N Series

This kit adapts latches and strikes for 13mm rebated door preparations
Finishes: Chrome plate, polished brass, satin chrome plate



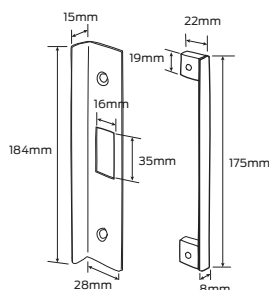
Long lipped strike

Strikes for non-standard jambs.
 Available in 50mm, 60mm, 70mm, 80mm & 90mm (A)
Finishes: Chrome plate, polished brass, satin chrome plate



DR13 Rebate kit for D Series

This kit adapts bolts and strikes for 13mm rebated door preparations
Finishes: Chrome plate, polished brass, satin chrome plate



Short lipped strike

Strikes for non-standard jambs
Finish: Chrome plate, polished brass, satin chrome plate

