




995V

Vestibule Lock

Legge's 995V narrow stile mortice vestibule lock has been designed on the underlying successful design principles of the 990MF Series. Manufactured specifically to meet the requirements of the Australasian market, the 995V provides the specifier and end user with a combination lock for both metal and timber doors. The 995V is ideally suited for commercial and industrial applications where durability and security are of major importance.

The 995V has a high purity die cast zinc alloy case to provide rigidity and precision. Major internal components are made of either stainless steel or sintered steel/copper alloy to provide durability and strength.

The final product has been rigorously tested in accelerated wear tests and testimony to the quality of the 995MF Series is shown through the extensive use in the Australian and New Zealand markets.



Features

- Designed to suit hollow stile metal door sections with internal depths from 39mm and narrow stile timber and french doors
- The multi-function case allows easy conversion of a vestibule lock function (inside handle free) to a combination lock function (both handles locked) by a simple external operation
- The reversible stainless steel latch adjusts for inwards/outwards opening and left/right hand without case disassembly
- The latch is deadlatched by a stainless steel sub-bolt that retracts automatically with the main latch
- The 995MF case will accept bolt-through fixing for 159mm vertical fixing door furniture such as the Legge 5300/5400 Series narrow stile furniture
- Follower will accept 7.6mm-8mm furniture spindles, with no adjustment necessary
- A threaded pin is used for secure cylinder retention
- Designed to be compatible with most electric strikes
- The 30 year warranty provides specifiers and users with assured quality and performance

Specification guide

Function	Sub-function	Faceplate	Finish	Backset
Vestibule lock.....L9V	Vestibule lock.....V1(RH)/V2(LH) Double cylinder lock.....V7(RH)/V8(LH) Storeroom lock.....V9(RH)/V10(LH) Single action lock.....V11(RH)/V12(LH) Entrance lock.....V21(RH)/V22(LH) Office/classroom lock.....V31(RH)/V32(LH) Egress lock.....V41(RH)/V42(LH) Secure egress lock.....V49(RH)/V50(LH) Exit latch.....V55(RH)/V56(LH)	Metal fix (short).....blank Wood fix (long).....W	Satin Chrome Plate.....S Special Finishes: Antique Bronze.....A Chrome Plate.....C Oil Rubbed Bronze.....ORB Polished Brass.....P Satin Black Chrome.....SBC Satin Brass.....SB Satin Black Unlacquered...SBU	23mm...standard 30mm.....30 38mm.....38

- Function
Select the desired function e.g. Vestibule lock L9V
- Sub-function
Select the required sub-function e.g. V31 Office/classroom lock L9V31
- Faceplate
Select the desired faceplate e.g. Wood fix L9V31W
- Finish
Select the desired finish e.g. Satin chrome plate L9V31WS
- Backset
Select the desired backset e.g. 30mm L9V31WS30

Finish swatches



SCP

Satin Chrome
Plate

Special finish kits available

Kit includes outer forend, strike plate and fixing screws.



ABZ

Antique Bronze



CP

Chrome Plate




ORB

Oil Rubbed
Bronze



PB

Polished Brass



SBC

Satin Black
Chrome



SB

Satin Brass/
Unlacquered

Testing and Compliance



Security:

Rated S8 and SL8 for physical security, SC7-SC8 for cylinder security and K6 for keying security



Corrosion:

Rated C7 for corrosion



Durability:

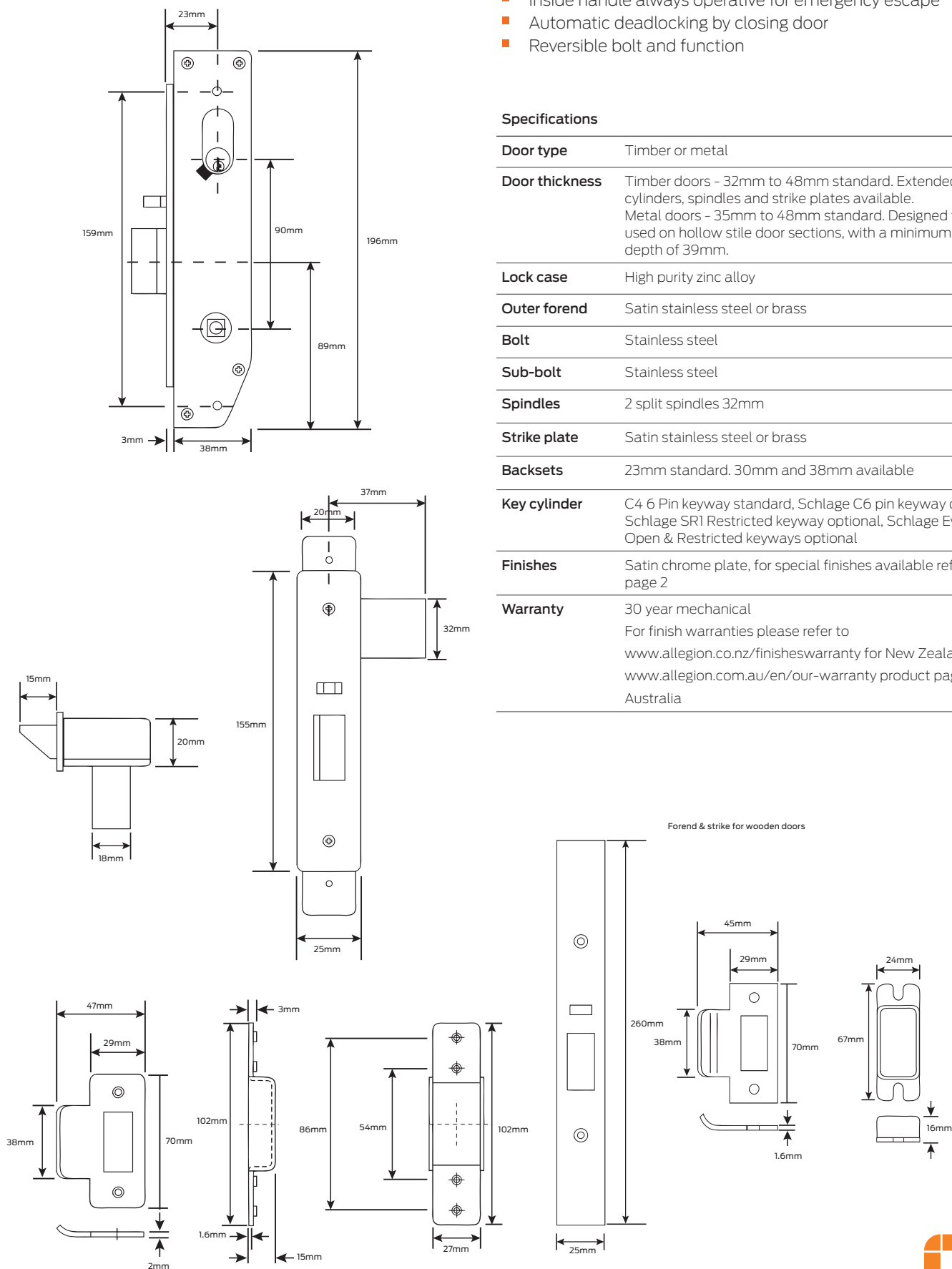
Rated D8 for durability

Legge 995V Vestibule Lock

- Inside handle always operative for emergency escape
- Automatic deadlocking by closing door
- Reversible bolt and function

Specifications

Door type	Timber or metal
Door thickness	Timber doors - 32mm to 48mm standard. Extended cylinders, spindles and strike plates available. Metal doors - 35mm to 48mm standard. Designed to be used on hollow stile door sections, with a minimum internal depth of 39mm.
Lock case	High purity zinc alloy
Outer forend	Satin stainless steel or brass
Bolt	Stainless steel
Sub-bolt	Stainless steel
Spindles	2 split spindles 32mm
Strike plate	Satin stainless steel or brass
Backsets	23mm standard. 30mm and 38mm available
Key cylinder	C4 6 Pin keyway standard, Schlage C6 pin keyway optional, Schlage SR1 Restricted keyway optional, Schlage Everest Open & Restricted keyways optional
Finishes	Satin chrome plate, for special finishes available refer to page 2
Warranty	30 year mechanical For finish warranties please refer to www.allegion.co.nz/finisheswarranty for New Zealand, or www.allegion.com.au/en/our-warranty product pages for Australia



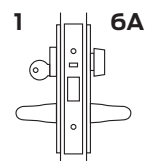
Legge 995V Vestibule Lock

Sub-function

V1 (RH) V2 (LH) - Vestibule lock

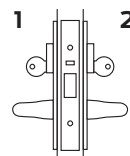
Outside: Key operates bolt at all times. Handle operative except when locked by inside turn
Inside: Turn locks and unlocks outside handle. Handle always operative

Cams and adaptors



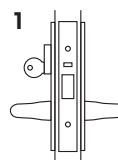
V7 (RH) V8 (LH) - Double cylinder lock

Outside: Key retracts bolt at all times. Handle operative except when locked by inside key
Inside: Key locks and unlocks outside handle. Inside handle always operative



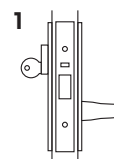
V9 (RH) V10 (LH) - Storeroom lock

Outside: Key operates bolt at all times. Handle always inoperative
Inside: Handle always operative



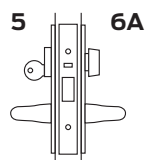
V11 (RH) V12 (LH) - Single action lock

Outside: Key operates bolt at all times
Inside: Handle always operative



V21 (RH) V22 (LH) - Entrance lock

Outside: Key locks or unlocks outside handle
Inside: Turn locks and unlocks outside handle. Inside handle always operative

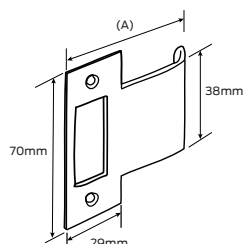


Legge 995V Accessories

Long lipped strike

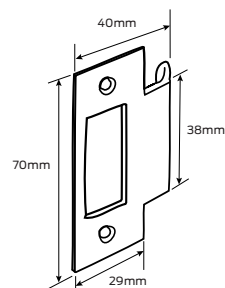
Strikes for non-standard wooden jambs. Available in 50mm, 60mm, 70mm, 80mm & 90mm (A)

Finishes Satin chrome plate, for special finishes available refer to page 2

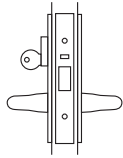
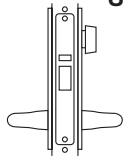
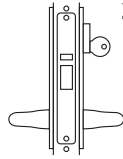
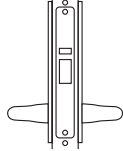


Short lipped strike

Strikes for non-standard jambs
Finishes Satin chrome plate, for special finishes available refer to page 2



Legge 995V Vestibule Lock

Sub-function	Cams and adaptors
V31 (RH) V32 (LH) - Office/classroom lock Outside: Key locks and unlocks handle. Handle operative except when locked by outside key Inside: Handle always operative	2 
V41 (RH) V42 (LH) - Egress lock Outside: Handle operative except when locked by inside turn Inside: Turn locks and unlocks outside handle. Inside handle always operative	6A 
V49 (RH) V50 (LH) - Secure egress lock Outside: Handle operative except when locked by inside key Inside: Key locks and unlocks outside handle. Inside handle always operative	2 
V55 (RH) V56 (LH) - Exit latch Outside: Handle always inoperative Inside: Handle always operative	

Legge 995V Cams and cam adaptors

