

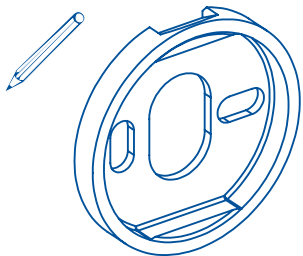


INSTALLATION INSTRUCTIONS

Soap Dish Holder

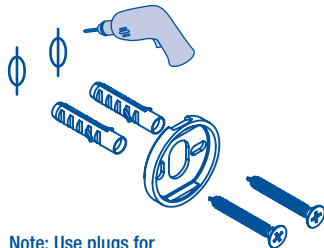


1



Place mounting plate on wall and mark location of screw holes.

2



Note: Use plugs for masonry walls only

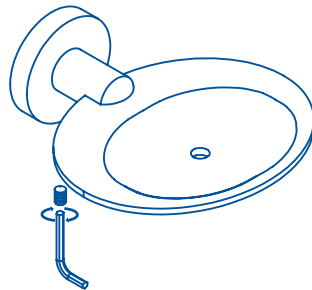
Drill Ø6 mm holes and use wall plugs supplied.

3



Use supplied self-tapping stainless steel screws to mount mounting plate.

4



Place flange cover over mounting plate. Using the hex key provided, tighten grub screw.

NOTE: If this product is to be installed on a hollow wall, appropriate hollow wall anchors should be used.