

# 9800 Series Concealed Overhead Transom Door Closers



## Description

Lockwood 9800 Series Concealed Overhead Transom Door Closers provide a solution for applications where door control must be provided without disturbing the appearance of the door.

The closer fits into the transom above the door, most of the preparatory work is undertaken prior to installation, leaving minimal on site fitting.

Fully concealed door closers are designed to provide positive centering and door control on manually operated single or double action internal and external doors in schools, hospitals, clubs, factories, offices and commercial buildings.

## Features and Specifications

- Suitable for both single and double action doors
- Adjustable closing and latching speeds
- All models feature easy to install side load design
- Fully adjustable, vertically within opening and central parking positions

## Product Details

<b>Back check*</b>	Built in back check from approximately 80°
<b>Dimensions</b>	Compact body size fits into 44.5mm x 100mm header section
<b>Doors</b>	Suitable for fire, metal, timber and glass doors
<b>Door Thickness</b>	Minimum 38mm
<b>Door Weight</b>	Maximum 115kg
<b>Hold-open</b>	Mechanical hold-open at 90° and 105°
<b>Closing Angles</b>	130° to 15°
<b>Latching Angles</b>	15° to 0°
<b>Materials</b>	Furniture body: high grade cast iron Internal body: heat treated high alloy steel and ball bearings for optimum efficiency
<b>Opening Angle</b>	Maximum 130°
<b>Pivot Point</b>	70mm
<b>Hydraulics</b>	Stable hydraulic oil for a wide range of climatic conditions enabling constant operation
<b>Valve</b>	Built in pressure release valve protects closer from rough use

\* Maximum allowable opening angle of 90° for back-check (BC) models

## Standards and Compliance



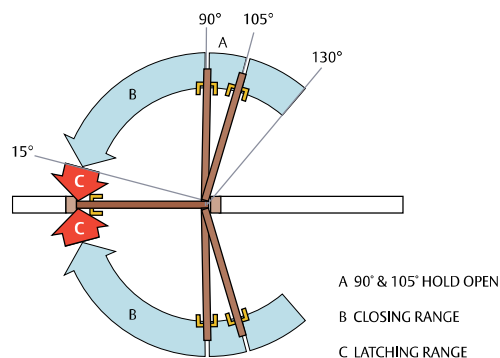
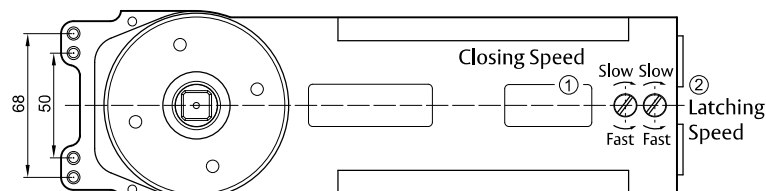
Lockwood OTC series hydraulic door closers have been successfully tested on fire door assemblies in accordance with Australian Standard AS 1905 Part 1, 1997 Fire Resistant Doorsets.

## Door Pivot Sets

- Suitable for door applications when a free swing pivot door is required. Consists of retractable top pivot set with heavy duty bottom pivot and strap.
- Suitable for aluminium, timber and glass doors (See page 5 for details)

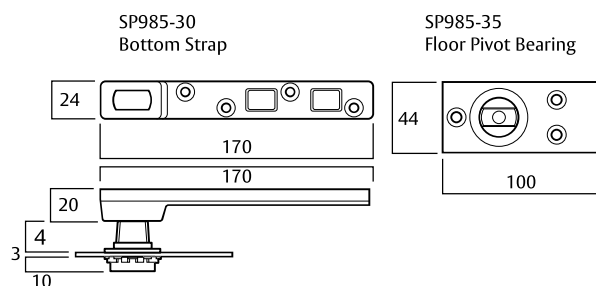
# 9800 Series Concealed Overhead Transom Door Closers

## Limiting Dimensions



## Heavy Duty Bottom Pivot

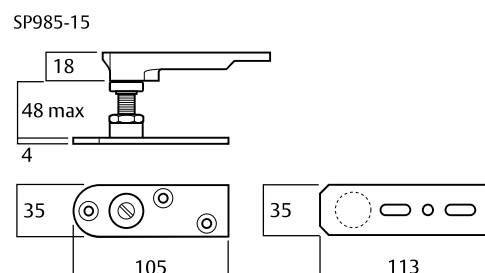
- 200 kg fire rated heavy duty



**Note:** Maximum allowable opening angle of 90° for back-check (BC) models

## Universal Bottom Pivot

- Fully adjustable height 25mm to 48mm
- 115 kg loading radial bearing



## 9800 Series Concealed Overhead Transom Closer - Size Selection Chart

Power Size	Door Width	Max Door Weight	Closing Torque
2	850 mm	115 kg	16 Nm
3	1050 mm	115 kg	21 Nm
4	1220 mm	115 kg	29 Nm

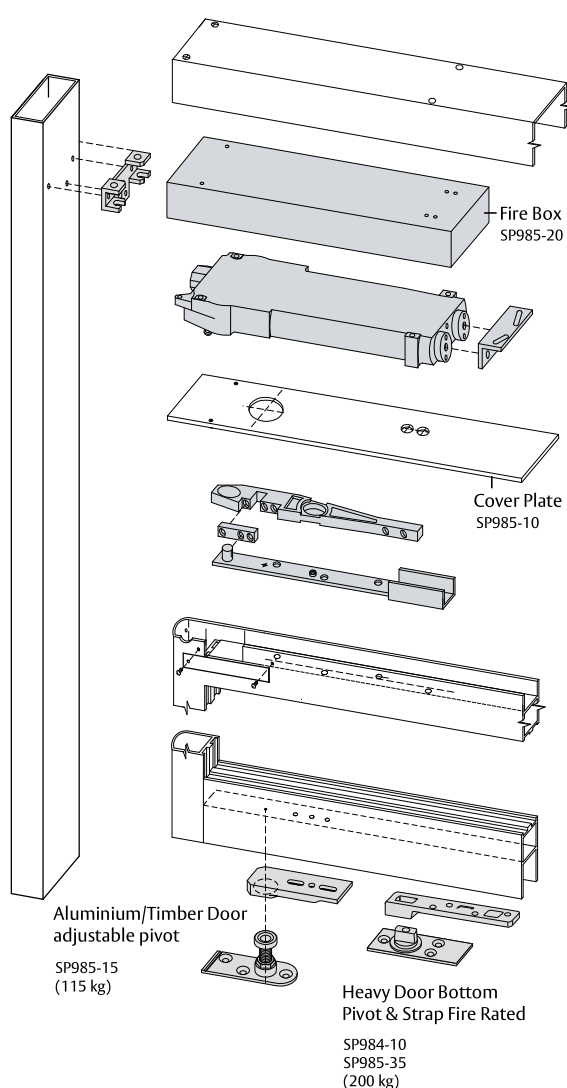
# 9800 Series Concealed Overhead Transom Door Closers

## Aluminium, Timber and Glass Doors

A range of OTC designed specifically to meet the needs of aluminium/timber door requirements. Standard features include: non hold-open, 90° and 105° hold-open. Adjustable bottom pivot to suit both applications.

**Note:** All products supplied with accessories suitable for aluminium door applications.

## Exploded View



## Non Hold-Open

Part Numbers	Description
9852N	Size 2 Overhead Transom Closer Non Hold-Open
9853N	Size 3 Overhead Transom Closer Non Hold-Open
9854N	Size 4 Overhead Transom Closer Non Hold-Open

## 90° Hold-Open

Part Numbers	Description
9852H90	Size 2 Overhead Transom Closer 90° Hold-Open
9853H90	Size 3 Overhead Transom Closer 90° Hold-Open
9854H90	Size 4 Overhead Transom Closer 90° Hold-Open

## 105° Hold-Open

Part Numbers	Description
9852H105	Size 2 Overhead Transom Closer 105° Hold-Open
9853H105	Size 3 Overhead Transom Closer 105° Hold-Open
9854H105	Size 4 Overhead Transom Closer 105° Hold-Open

## Door Kit for Timber Doors

Part Numbers	Description
SP985-10	Cover Plate

## Fire Doors

Part Numbers	Description
9853BCN	Size 3 Overhead Transom Closer with Back Check
9854BCN	Size 4 Overhead Transom Closer with Back Check

**Note:** Maximum allowable opening angle of 90° for back-check (BC) models

## Additional Parts for Fire Doors

Part Numbers	Description
SP985-20	Fire Box
SP985-10	Cover

# 9800 Series Concealed Overhead Transom Door Closers

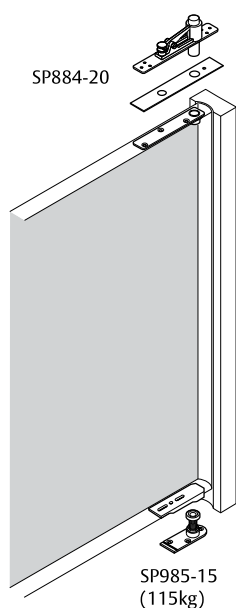
## Pivot Door Sets

Suitable for door applications where a free swing pivot door is required. Consists of retractable top pivot set with heavy duty bottom pivot and strap. Suitable for aluminium, timber and glass doors.

### Pivot Door Set Product Range

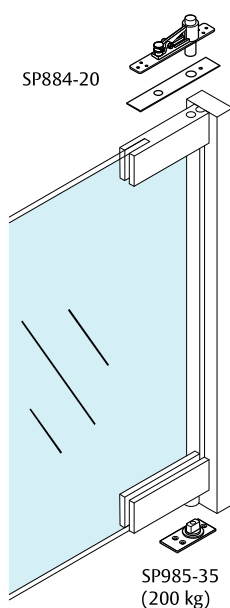
Part Numbers	Description
985-300	Aluminium or Timber Door Pivot Kit
985-350	Glass Door Pivot Kit
985-400	Heavy Door Pivot Kit

#### Aluminium or Timber Door Pivot Kit



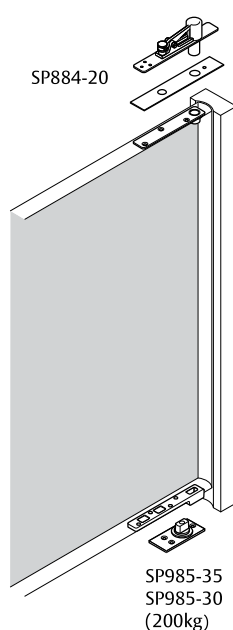
985-300

#### Glass Door Pivot Kit



985-350

#### Heavy Door Pivot Kit



985-400