

SURFACE MOUNTED ANGLE FRAMED MIRROR WITH SHELF



ANGLE FRAMED MIRROR WITH SHELF 7825-2436

- 20mm x 20mm welded satin finish stainless steel frame with welded corners and theft-resistant mounting

- Wall hanger of 18 gauge steel

Overall Dimensions
600mm W x 900mm H x 128.5mm D

CONSTRUCTION:

MIRROR: Fabricated of first quality 6.35mm toughened glass, triple silver plated with electro-copper plated layer and thermosetting infrared cured paint backing with Poly-Glaze protective finish. All edges protected by shock-absorbing, neoprene tubing. Conforms to AS1428 Australian safety glass standards.

FRAME: Fabricated of heavy gauge, one piece, roll formed stainless steel, 20mm x 20mm angle with corners heliarc welded, ground and polished smooth to a satin finish. Double strength continuous integral stiffener on all sides for added strength. Bevel on front of angle secures frame flush against mirror.

BACK: Fabricated of galvanized steel, secured to frame with concealed screws, equipped with integral horizontal hanging brackets.

SHELF: Fabricated of stainless steel in architectural satin finish.

WALL HANGER: Fabricated of 18 gauge cold rolled steel, all welded construction to form rigid template.

INSTALLATION:

Secure concealed mounting bracket to wall with mounting screws (not included) at holes provided.

NOTE: Provide in-wall backing at mounting screw locations. Position mirror over mounting bracket to engage hanger tabs. Slide mirror down and lock into position.

GUIDE SPECIFICATION:

Mirror shall be framed with heavy gauge, one piece, roll formed 20mm x 20mm stainless steel angle with double strength continuous integral stiffener. Welded corners shall be polished to a uniform satin finish. Mirror shall be of first quality 6.35mm toughened glass and protected by a shock absorbing, neoprene tubing with Poly-Glaze protective finish. Back of unit shall be galvanized steel secured to frame with concealed screws, equipped with integral horizontal hanging brackets and separate wall hanger for concealed mounting.

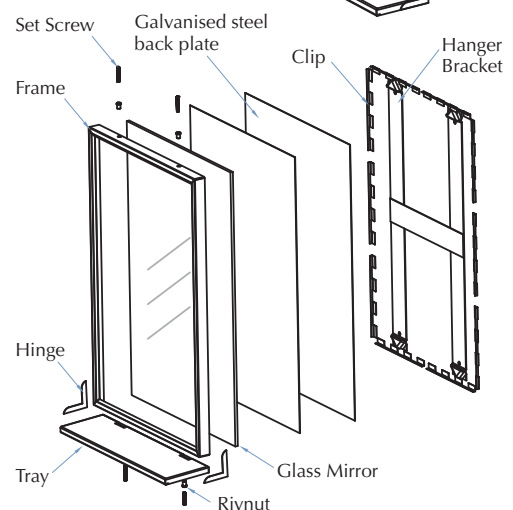
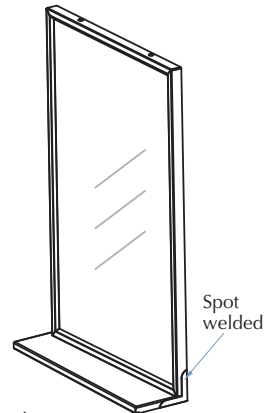
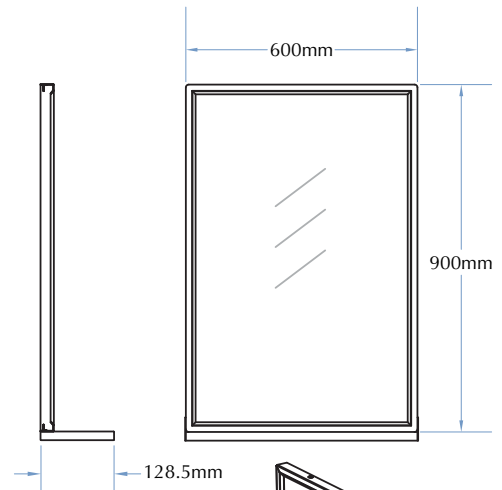
MODEL 7825-2436

Options:

7825-1830: 450mm W x 750mm H

7825-1840: 450mm W x 1000mm H

7825-2440: 600mm W x 1000mm H



TOLL FREE 1300 364 561

The manufacturer reserves the right to make changes in design and material without formal notice and without incurring obligation.

Bradley
AUSTRALIA.COM