

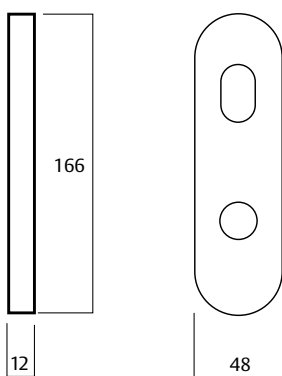
# 2800 Series Round End Brass Plate Furniture



The 2800 Series features a classic oval shaped plate. Suits corporate, commercial and public spaces with high use requirements.

## Application

Designed for use with Lockwood Selector and Synergy Mortice Locks and Latches.



## Product Details

### Door Thickness

External plates are supplied with fixing screws to suit door thickness between 32 and 45mm. For thicker doors, please refer to the brass furniture thicker doors page at the end of this catalogue section.

### Dimensions

166 x 48 x 12mm

### Fixing

Plates are designed to fit back to back. If outside plate is specified with concealed fixing, then the inside plate must be visible fixed.

### Handing

Plates are not handed; levers may be reversed by removing the stop screw, except for handed levers and functions as shown in the ordering procedure at the end of this section.

### Decorative Finishes

**Standard Finish:**  
Satin Chrome Brushed (SC)

**Non Standard Finishes:**  
Chrome Plate (CP)  
Polished Brass (PB)  
Polyester Powdercoat (PC)\*

**Special Finishes:**  
Architectural Bronze (AZ)  
Architectural Bronze Unlaqured (AU)  
Antique Copper (AC)  
Oil Rubbed Bronze (ORB)  
Polished Brass Unlaqured (BU)  
Satin Brass (SB)

### Turn Functions Adjustable Tailbar

Turn functions feature a unique mechanism that automatically adjusts the length of the tail bar to suit a particular door thickness.

\* Refer to the end of this catalogue for detailed images of all decorative finishes that suit this range.

## Standards and Compliance

2800 Series has been successfully tested up to 4 hours with a fire rated Lockwood mortice lock on fire door assemblies (depending on type of doorset) in accordance with Australian Standard AS1905.1:2005, Fire Resistant Doorsets.



2800 Series lever sets have been successfully tested to conform with Level D8 (500,000 cycles) under Australian Standard AS4145.2-2008, Locksets and hardware for doors and windows.

**D8**

2800 Series in brushed satin chrome finish has been successfully tested to conform with Level C10 (1000 hours) under Australian Standard AS4145.2-2008, Locksets and hardware for doors and windows.



2800 Series is designed, assembled and customised in Australia to suit the requirements of the Australian Market.

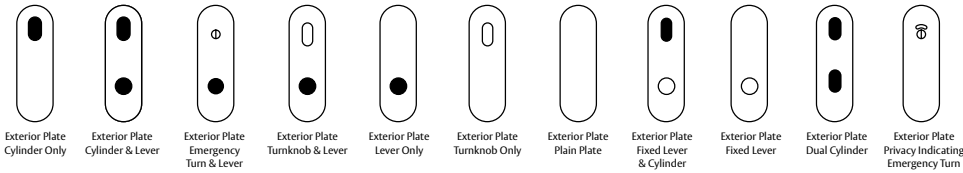
2800 Series includes levers and turns (as shown) that meet the requirements of AS1428.1-2009, Design for access and mobility.



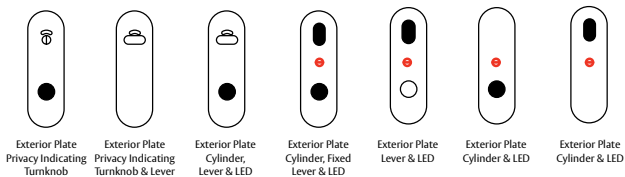
# 2800 Series Levers and Functions

## Plates and Functions

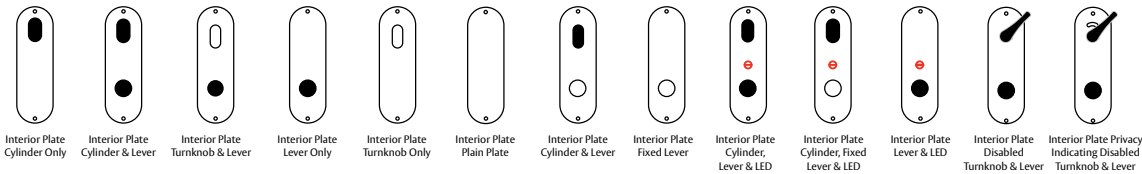
2800 2801 2803 2804 2805 2806 2807 2808 2809 2810 2813



2814 2815 2816 2820 2821 2822 2823



2900 2901 2904 2905 2906 2907 2908 2909 2920 2921 2922 2939\* 2941\*



\* Refer to ordering procedure for part number when ordering with 3770 Series.

### Plates and Functions Legend

Cylinder Hole		Fixed Lever		Indicating Turnknob	
Turnknob		Disabled Turnknob		Indicating Emergency Turn	
Emergency Turn		LED		Lever	

**Note:** Refer to page 18 for images of levers and knob styles available.

# 1800 and 2800 Series Ordering Procedure

## For example:

Sample part number 1801/41LCP is made up of several selections. Choose your product by selecting an option from each section.

Plate Type	Plate Function	Lever/ Knob	Handing	Finish
18	01	41	L	CP

Plate Type	
Exterior Square End	18
Interior Square End	19
Exterior Round End	28
Interior Round End	29

Plate Function	
Cylinder Only	00
Cylinder & Lever	01
Emergency Turn & Lever	03
Turnknob & Lever	04
Lever Only	05
Turnknob Only	06
Plain Plate	07
Cylinder & Fixed lever	08
Fixed Lever Only	09
Two Cylinders	10
Privacy Indicating Emergency Turn Only	13
Privacy Indicating Emergency Turn & Lever	14
Privacy Indicating Turnknob Only	15
Privacy Indicating Turnknob & Lever	16
Privacy Indicating Emergency Turn & Lower Cylinder	19
Cylinder, Lever & LED	20
Cylinder, Fixed Lever & LED	21
Lever & LED	22
Cylinder & LED	23
Disabled Accessible Turnknob & Lever	39
Privacy Indicating Disabled Turnknob & Lever	41

AS1428.1 Compliant Lever Types		
102	111	112
115	116	118
124	131	132
133	142	144
145	155	166
59	70	74
76	77	90

Non Compliant Lever/knob Types		
101	104	106
123	178	97
20		

Handed Levers		
41	47	122
153		

Refer to page 18 for detailed images of the levers and knobs that suit this range.

Handing	
Right Handed	R
Left Handed	L

NB: Omit if non-handed

Finish	
Antique Copper	AC
Architectural Bronze Unlaquered	AU
Chrome Plate	CP
Oil Rubbed Bronze	ORB
Polished Brass	PB
Polished Brass Unlacquered	BU
Polyester Powdercoat	PC*
Satin Brass	SB
Satin Chrome	SC

Refer to the end of this catalogue for detailed images of all decorative finishes from this section.

# Metal Finishes


For Metal Finish sample refer to code under each image.




**Antique Copper (AC)**  
Sample Code: FIN-SAMPLEAC\*



**Architectural Bronze Unlacquered (AU)**  
Sample Code: FIN-SAMPLEAU\*



**Oil Rubbed Bronze (ORB)**  
Sample Code: FIN-SAMPLEORB\*



**Aged Brass (AG)**  
Sample Code: FIN-SAMPLEAG\*



**Architectural Bronze (AZ)**  
Sample Code: FIN-SAMPLEAZ\*\*



**Polished Brass (PB)**  
Sample Code: FIN-SAMPLEPB\*\*



**Satin Brass (SB)**  
Sample Code: FIN-SAMPLESB\*\*



**Polished Brass Unlacquered (BU)**  
Sample Code: FIN-SAMPLEBU\*



**Satin Brass Unlacquered (SBU)**  
Sample Code: FIN-SAMPLESBU\*



**Satin Chrome Plating (SC)**  
Sample Code: FIN-SAMPLESC



**Chrome Plating (CP)**  
Sample Code: FIN-SAMPLECP



**Stainless Steel (SS)**  
Sample Code: FIN-SAMPLESS



**Polished Stainless Steel (PS)**  
Sample Code: FIN-SAMPLEPS



**Natural Anodized Aluminium (NT)**  
Sample Code: FIN-SAMPLENT

**NOTE:** Not all decorative finishes apply to every Lockwood product. Refer to the table at the end of this document for specific decorative finishes applicable per series.

\*Unlacquered Metal Finish. This finish will naturally age and its appearance will change over time according to the environment and use it is exposed to. For more information on the aging effect of a particular finish contact your ASSA ABLOY representative.


\*\*Finish is protected by a top clear lacquer.

**Disclaimer:** Product Colours displayed in this catalogue have been matched to indoor viewing and colour appearance may vary according to light source and medium and as such should be used as indicative only. As actual colour on the end product may vary, always confirm your colour choice with production line prepared samples from your ASSA ABLOY representative for final colour approval. For warranty terms and conditions on Lockwood Products and its finishes, please visit [www.lockweb.com.au](http://www.lockweb.com.au) or call 1300WARRANTY

# Dulux Powdercoat Finishes

For Powdercoat Finish sample order code:

**FIN-SAMPLEPC** specify the desired color from the images below when placing order.



Dulux Duratec Eternity  
Eternity Charcoal Pearl  
Satin




Dulux Electro  
Black Ace  
Flat



Dulux Electro  
Dark Bronze  
Flat



Dulux Electro  
Medium Bronze  
Flat



Dulux Precious  
Charcoal Metallic Pearl  
Gloss



Dulux Precious  
Citi Pearl  
Matt



Dulux Precious  
Natural Pearl  
Matt




Dulux Precious  
Nickel Pearl  
Matt



Dulux Precious  
Sharp Silver Kinetic® Pearl  
Satin




Dulux Precious  
Silver Kinetic® Pearl  
Satin



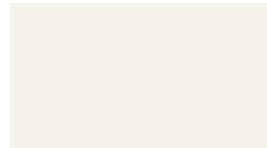
Dulux Surreal Effects Mannex  
Mannex Black  
Effect



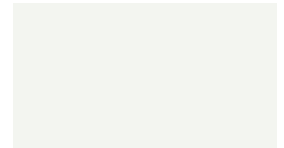
Dulux Surreal Effects Scylla  
Red Brown Scylla  
Effect



Dulux Duralloy  
Shoji White  
Satin



Dulux Alphatec  
White  
Matt



Dulux Duralloy  
White  
Satin




Dulux Duralloy  
Black  
Gloss



Dulux Duralloy  
Monument®  
Satin

CB



Dulux Duralloy  
Black (C/B Night Sky®)  
Satin

CB




Dulux Duralloy  
Dune®  
Satin

CB



Dulux Duralloy  
Woodland Grey®  
Satin

CB



Dulux Duralloy  
Jasper®  
Satin

CB



Dulux Duralloy  
Monument®  
Matt

CB



Dulux Duralloy  
Deep Ocean®  
Satin

CB



Dulux Duralloy  
Woodland Grey®  
Matt

CB



Dulux Duralloy  
APO Grey  
Satin

**NOTE:** Not all Powdercoat Finishes apply to every Lockwood product. Refer to the notes at the end of this document for specific decorative finishes applicable per series.

**CB** Colorbond and the Colorbond colour names are registered trademarks of Bluescope Steel Limited




We recommend and use Dulux Powders

**Disclaimer:** Dulux, Duralloy, Anotec, Silver Kinetic, are registered trade marks of DuluxGroup (Australia) Pty Ltd. Monument, Night Sky, Dune, Woodland Grey, Jasper, Deep Ocean, Surfist, Pale Eucalypt, Paperbark, are registered trademarks of Bluescope Steel Limited. Product Colours displayed in this catalogue have been matched to indoor viewing and colour appearance may vary according to light source and medium and as such should be used as indicative only. As actual colour on the end product may vary, always confirm your colour choice with production line prepared samples from your ASSA ABLOY representative for final colour approval. For warranty terms and conditions on Lockwood Products and its finishes, please visit [www.lockweb.com.au](http://www.lockweb.com.au) or call 1300WARRANTY

# Dulux Powdercoat Finishes


For Powdercoat Finish sample order code:

**FIN-SAMPLEPC** specify the desired color from the images below when placing order.




Dulux Duralloy  
Surfmist®  
Matt

CB



Dulux Duralloy  
Anotec® Off White  
Matt




Dulux Duralloy  
Anotec® Mid Bronze  
Matt




Dulux Duralloy  
Dune®  
Matt

CB



Dulux Duralloy  
Anotec® Dark Grey  
Matt



Dulux Duralloy  
White Birch  
Gloss



Dulux Duralloy  
Stone Beige  
Matt



Dulux Duralloy  
Notre Dame  
Gloss



Dulux Duralloy  
Pale Eucalypt®  
Satin

CB



Dulux Duralloy  
Magnolia  
Gloss



Dulux Duralloy  
Doeskin  
Satin



Dulux Duralloy  
Paperbark®  
Satin

CB



Dulux Duralloy  
Classic Hawthorn Green  
Gloss

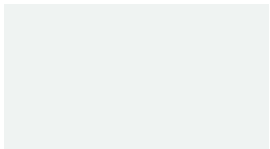


Dulux Duralloy  
Primrose  
Gloss




Dulux Duralloy  
Black (C/B Night Sky®)  
Matt


CB



Dulux Duralloy  
Pearl White  
Gloss



Dulux Duralloy  
Bright White  
Gloss



Dulux Precious  
Mahogany Gloss Pearl



Dulux Surreal Effects  
Black Gold  
Gloss




Dulux Duralloy  
Charcoal Lustre  
Matt




Dulux Alphatec  
Ranch Brown  
Satin



Dulux Duralloy  
Coffee  
Satin



Dulux Duralloy  
Pottery  
Satin



Dulux Duralloy  
White Lustre  
Matt

**NOTE:** Not all Powdercoat Finishes apply to every Lockwood product. Refer to the notes at the end of this document for specific decorative finishes applicable per series.

**CB** Colorbond and the Colorbond colour names are registered trademarks of Bluescope Steel Limited



We recommend and use Dulux Powders

**Disclaimer:** Dulux, Duralloy, Anotec, Silver Kinetic, are registered trade marks of DuluxGroup (Australia) Pty Ltd. Monument, Night Sky, Dune, Woodland Grey, Jasper, Deep Ocean, Surfist, Pale Eucalypt, Paperbark, are registered trademarks of Bluescope Steel Limited. Product Colours displayed in this catalogue have been matched to indoor viewing and colour appearance may vary according to light source and medium and as such should be used as indicative only. As actual colour on the end product may vary, always confirm your colour choice with production line prepared samples from your ASSA ABLOY representative for final colour approval. For warranty terms and conditions on Lockwood Products and its finishes, please visit [www.lockweb.com.au](http://www.lockweb.com.au) or call 1300WARRANTY

# Decorative Finishes Per Series

## Powdercoat Finishes

**Rose Door Handles:** Robert Watson, 1220, 1420, 1360, 1370, 260, 260SQ

**Plate Door Handles:** 1800, 2800, 4800, 5800, 200, 202, 212, 224

**Push/Pull Plates:** 218/219, 206/207, 208/209, 214/215, 216/217, 184, 185

## Metal Finishes

Use table below as a reference for the applicable finish to each Lockwood Series.

Refer to the series catalogue for specific detailed information.

Reference Table									
	Brass Series Rose Door Handles 1220, 1420, 1360, 1370	Brass Series Plate Door Handles 1800, 2800, 4800, 5800	Artefact Series Rose Door Handles 260	Artefact Series Rose Door Handles 260SQ	Artefact Series Plate Door Handles 200, 202,	Artefact Series Plate Door Handles 212, 224	Push/Pull Plate Series 184, 185	Push/Pull Plate Series 214/215, 216/217, 218/219	Push/Pull Plate Series 206/207, 208/209
Antique Copper (AC)	✓	✓	✓	✗	✓	✗	✓	✓	✗
Architectural Bronze Unlacquered (AU)	✓	✓	✓	✗	✓	✗	✓	✓	✗
Oil Rubbed Bronze (ORB)	✓	✓	✓	✗	✓	✗	✓	✓	✗
Aged Brass (AG)	✓	✓	✓	✗	✓	✗	✓	✓	✗
Architectural Bronze (AZ)	✓	✓	✓	✗	✓	✗	✓	✓	✗
Polished Brass (PB)	✓	✓	✓	✗	✓	✗	✓	✓	✗
Satin Brass (SB)	✓	✓	✓	✗	✓	✗	✓	✓	✗
Polished Brass Unlacquered (BU)	✓	✓	✓	✗	✓	✗	✓	✓	✗
Satin Brass Unlacquered (SBU)	✓	✓	✓	✗	✓	✗	✓	✓	✗
Satin Chrome Plating (SC)	✓	✓	✗	✗	✗	✗	✓	✗	✗
Chrome Plating (CP)	✓	✓	✗	✗	✗	✗	✓	✗	✗
Stainless Steel (SS)	✗	✗	✓	✓	✓	✓	✗	✓	✓
Polished Stainless Steel (PS)	✗	✗	✓	✗	✓	✓	✗	✓	✓
Marine Grade Stainless Steel (MG)	✗	✗	✓	✗	✓	✓	✗	✓	✓
Natural Anodised Aluminium (NT)	✗	✗	✓	✗	✓	✓	✗	✗	✗

**Disclaimer:** Product Colours displayed in this catalogue have been matched to indoor viewing and colour appearance may vary according to light source and medium and as such should be used as indicative only. As actual colour on the end product may vary, always confirm your colour choice with production line prepared samples from your ASSA ABLOY representative for final colour approval. For warranty terms and conditions on Lockwood Products and its finishes, please visit [www.lockweb.com.au](http://www.lockweb.com.au) or call 1300WARRANTY



**ASSA ABLOY**

**Lockwood** is the leading brand in the Australian locking industry. With an established reputation for high quality products, this iconic brand provides a wide range of locking solutions to residential housing, commercial, semi-commercial, building and industrial application markets. Lockwood is supported by an extensive distribution and after-sales support network. Our customers include retailers, architects, trade and industrial personnel, locksmiths and security dealers.

**ASSA ABLOY** is the global leader in door opening solutions, dedicated to satisfying end-user needs for security, safety and convenience.

**ASSA ABLOY** is represented in all major regions, in both mature and emerging markets, with leading positions in Australia, Europe and North America.

**25YEAR  
MECHANICAL  
WARRANTY**

### **The Lockwood 25 Year Mechanical Warranty**

Our belief that we manufacture the finest premium products available in today's market place is backed by the Lockwood 25 Year Mechanical Warranty, ensuring that Lockwood continues to keep Australians safe by delivering security and peace of mind.

For warranty terms and conditions, please visit [www.lockweb.com.au](http://www.lockweb.com.au) or call **1300WARRANTY**

**ASSA ABLOY Australia Pty Ltd**  
235 Huntingdale Road  
Oakleigh, Victoria, 3166  
Australia

**1300 LOCK UP (1300 562 587)**  
[lockweb.com.au](http://lockweb.com.au)

**ASSA ABLOY New Zealand Ltd**  
6 Armstrong Road  
Albany, Auckland, 0632  
New Zealand

[info.nz@assaabloy.com](mailto:info.nz@assaabloy.com)  
Telephone +64 9415 7111  
[assaabloy.co.nz](http://assaabloy.co.nz)

#### **Disclaimer**

Whilst every effort has been made to ensure that the information (including product images and drawings) contained in this brochure is accurate at the time of publication, ASSA ABLOY Australia Pty Limited ("ASSA ABLOY") recommends that you consult ASSA ABLOY or its agents prior to placing an order to ascertain current information on specific products, as ASSA ABLOY reserves the right to make changes without notice. ASSA ABLOY will not be liable for any injury, loss or damage whatsoever, arising from any errors or omissions in the information contained in the brochure or arising from the use or application of the information contained herein. © 2020 copyright by ASSA ABLOY All rights reserved

