

# 214/215 Series 10mm Radius Corner Push/Pull Plates



## Application

The 214 Series Door Furniture is 300 x 100 x 2mm thick stainless steel or brass plates with 10mm radius corners. Concealed fixed plates have studs with internal threads located in each corner, visible plates have corresponding countersunk holes and are fixed back to back through the door.

Designed for use with Lockwood 3570 Synergy Series and 3770 Selector Series Mortice Locks.

## Function/Handle Selection

Certain functions require certain handles to be used. The following table outlines which length handles (screw centre distance shown) should be used for a given function.

## Product Details

<b>Dimensions</b>	Length: 300mm
	Width: 100mm
	Thickness: 2mm
	Handle Diameter: 17.5mm
	Finger Clearance: 40mm
<b>Materials</b>	Stainless steel or brass
<b>Door Thickness</b>	35 to 45mm standard. For doors 45 to 55mm thick, specify long fixing screws SP2000-208.
<b>Finishes</b>	Satin Stainless Steel ( <b>SS</b> )
	Polished Stainless Steel ( <b>PS</b> )
	Powdercoat ( <b>PC</b> ) Polished Brass ( <b>PB</b> )

## Standards and Compliance



Disabled Access - AS1428.1



Successfully tested up to 4 hours on fire door assemblies in accordance with Australian Standard AS1905.1 2005 - Part 1: Fire Resistant Doorsets.

# 214/215 Series 10mm Radius Corner Push/Pull Plates

## D Handle Selections

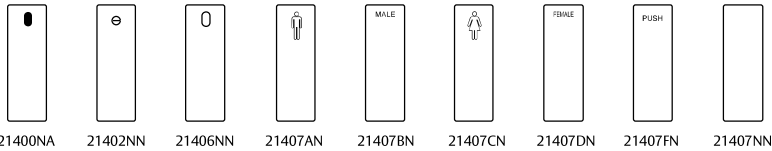


Handle 17.5mm	P1	P2	P3	P4
Centres	108mm	152mm	203mm	250mm

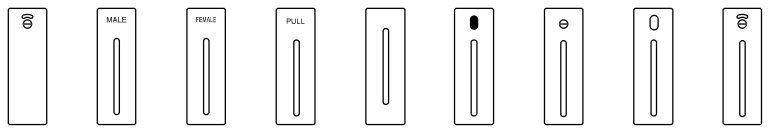
Function	Description	No Engraving	With Engraving
24	Pull Handle Only	P4	P3
25	Pull Handle and Cylinder	P2	P2
26	Pull Handle and Emergency Turn	P2	P2
27	Pull Handle and Turn Knob	P2	P2
28	Pull Handle and Privacy Indicator Emergency Turn	P2	P2
42	Pull Handle and Disabled Turn	P2	P1
44	Pull Handle Only – Offset from Bottom	P1 P2	x

Note: x indicates this function is not available in this configuration.

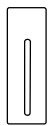
## External Plates



21400NA 21402NN 21406NN 21407AN 21407BN 21407CN 21407DN 21407FN 21407NN

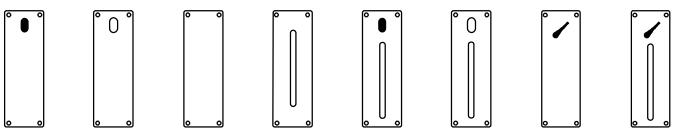


21413NN 21424BN\* 21424DN\* 21424GN\* 21424NN\* 21425NA\* 21426NN\* 21427NN\* 21428NN\*



21444NN\*

## Internal Plates



21500NA 21506NN 21507NN 21524NN\* 21525NN\* 21527NN\* 21538NN 21542NN\*

### Legend

Cylinder Hole		Slotted Button		Indicating Slotted Button	
Turn-Snib		Disabled			

# 214/216/218 Series 10mm Radius Corner Push/Pull Plates

## Ordering Procedure

Sample part number 21825NA/P2LSS is made up of several sections.  
Choose your product by selecting an option from each section.

### 2000 Series

Plate Type	Plate Function	Engraving	Cylinder Shape	Handle	Handing	Finish
218	25	N	A	P2	-	SS

Plate Type	Engraving	Lever/ Knob Type	Finish
Exterior Plate (300 x 100) – Radius Corners 214	A – G Outlined Infill R – X Full Infill	<b>Brass Pull Handles</b>	<b>Stainless Steel Finishes</b>
Interior Plate (300 x 100) – Radius Corners 215	Male Symbol A R	P1 P2 P3	Satin Stainless Steel SS
Exterior Plate (300 x 65) – Radius Corners 216	Male Text B S	P4	Polished Stainless Steel PS
Interior Plate (300 x 65) – Radius Corners 217	Female Symbol C T	<b>Handing</b>	Powdercoat PC*
Exterior Plate (250 x 50) – Radius Corners 218	Female Text D U	Left Handed L	316 Marine Grade MG
Interior Plate (250 x 50) – Radius Corners 219	Female Text E V	Right Handed R	<b>Brass Finishes</b>
	Push Text F W		Polished Brass PB
	Pull Text G X		
	Unisex Symbol H Y		
	No Option N		
	Miscellaneous Text P**~		
	Corporate Image Q**~		

Plate Function	Cylinder Shape
Cylinder Only 00	Oval Cylinder – 32mm (H) x 18mm (W)
Emergency Turn Only 02	Lockwood 570 Cylinders A
Turn Knob Only 06	No Cylinder Function N
Plain Plate 07	
Privacy Indicator Emergency Turn Only 13	
Pull Handle Only 24	
Pull Handle and Cylinder 25	
Pull Handle and Emergency Turn 26	
Pull Handle and Turn Knob 27	
Pull Handle and Privacy Indicator Emergency Turn 28	
Disabled Turn Only - Synergy 38	
Pull Handle and Disabled Turn Only - Synergy 42	
Pull handle only - offset from bottom 44	

\*Note 1 - Powdercoat finish is not available with engraving options.

\*Note 2 - Not all handles are available with each function, please refer to the function chart for each specific series and function.

# Pull Handles



All pull handles are designed for single handle application and can be used with Lockwood Pull Plates and Roses.

## Product Details

<b>Materials</b>	Brass and stainless steel
<b>Fixing</b>	Handles are concealed fixed. If ordered with Lockwood Pull Plates or Roses, handles are screw fixed to plates.
<b>Screws</b>	Individual pull handles are supplied with M5 x 65mm Pan Head Screws x 2

## Standards and Compliance



Disabled Access - AS1428.1

# Pull Handles

## Pull Handles

Handle Number	Length	Diameter	Projection	Fixing Centres	Finger Clearance	Brass	304 Stainless Steel	Old Handle
P1	125	17.5	57	108	40	✓	✓	05, 16
P2	170	17.5	57	152	40	✓	✓	07, 17
P3	220	17.5	57	203	40	✓	✓	08, 18
P4	267	17.5	57	250	40	✓	✓	19
B2	170	17.5	60	152	43	✓	-	07, 17
B3	220	17.5	60	203	43	✓	-	08, 18
B4	267	17.5	60	250	43	✓	-	19



P Series handles comply with AS1428.1 when used on plates or fitted directly to a door.  
B Series handles comply with AS1428.1 when used on brass roses, such as 1222.

Image for illustration only

## Back to Back Pull Handle

Handle Number	Length	Diameter	Projection	Fixing Centres	Finger Clearance
P2/2SSS	171	19	60	152	41



Material -304 Grade Stainless Steel.

## Brass 38 Elbow Pull Handle

Handle Number	Length	Diameter	Projection	Fixing Centres	Finger Clearance
38	248	16	Base: 54 Top: 73	152	38



Designed for single handle applications for hospitals, disabled and aged care facilities.

Material -solid brass.

# Metal Finishes


For Metal Finish sample refer to code under each image.




**Antique Copper (AC)**  
Sample Code: FIN-SAMPLEAC\*




**Architectural Bronze Unlacquered (AU)**  
Sample Code: FIN-SAMPLEAU\*



**Oil Rubbed Bronze (ORB)**  
Sample Code: FIN-SAMPLEORB\*



**Aged Brass (AG)**  
Sample Code: FIN-SAMPLEAG\*



**Architectural Bronze (AZ)**  
Sample Code: FIN-SAMPLEAZ\*\*



**Polished Brass (PB)**  
Sample Code: FIN-SAMPLEPB\*\*



**Satin Brass (SB)**  
Sample Code: FIN-SAMPLESB\*\*



**Polished Brass Unlacquered (BU)**  
Sample Code: FIN-SAMPLEBU\*



**Satin Brass Unlacquered (SBU)**  
Sample Code: FIN-SAMPLESBU\*



**Satin Chrome Plating (SC)**  
Sample Code: FIN-SAMPLESC



**Chrome Plating (CP)**  
Sample Code: FIN-SAMPLECP



**Stainless Steel (SS)**  
Sample Code: FIN-SAMPLESS



**Polished Stainless Steel (PS)**  
Sample Code: FIN-SAMPLEPS



**Natural Anodized Aluminium (NT)**  
Sample Code: FIN-SAMPLENT

**NOTE:** Not all decorative finishes apply to every Lockwood product. Refer to the table at the end of this document for specific decorative finishes applicable per series.

\*Unlacquered Metal Finish. This finish will naturally age and its appearance will change over time according to the environment and use it is exposed to. For more information on the aging effect of a particular finish contact your ASSA ABLOY representative.

\*\*Finish is protected by a top clear lacquer.

**Disclaimer:** Product Colours displayed in this catalogue have been matched to indoor viewing and colour appearance may vary according to light source and medium and as such should be used as indicative only. As actual colour on the end product may vary, always confirm your colour choice with production line prepared samples from your ASSA ABLOY representative for final colour approval. For warranty terms and conditions on Lockwood Products and its finishes, please visit [www.lockweb.com.au](http://www.lockweb.com.au) or call 1300WARRANTY

# Dulux Powdercoat Finishes

For Powdercoat Finish sample order code:

**FIN-SAMPLEPC** specify the desired color from the images below when placing order.



Dulux Duratec Eternity  
Eternity Charcoal Pearl  
Satin



Dulux Electro  
Black Ace  
Flat



Dulux Electro  
Dark Bronze  
Flat



Dulux Electro  
Medium Bronze  
Flat




Dulux Precious  
Charcoal Metallic Pearl  
Gloss




Dulux Precious  
Citi Pearl  
Matt




Dulux Precious  
Natural Pearl  
Matt



Dulux Duralloy  
Shoji White  
Satin



Dulux Alphatec  
White  
Matt



Dulux Duralloy  
White  
Satin



Dulux Surreal Effects Mannex  
Mannex Black  
Effect



Dulux Surreal Effects Scylla  
Red Brown Scylla  
Effect



Dulux Duralloy  
Black  
Gloss



Dulux Duralloy  
Monument®  
Satin

CB



Dulux Duralloy  
Black (C/B Night Sky®)  
Satin



Dulux Duralloy  
Jasper®  
Satin

CB



Dulux Duralloy  
Monument®  
Matt

CB



Dulux Duralloy  
Deep Ocean®  
Satin

CB



Dulux Duralloy  
Dune®  
Satin

CB



Dulux Duralloy  
Woodland Grey®  
Satin



Dulux Duralloy  
Woodland Grey®  
Matt

CB



Dulux Duralloy  
APO Grey  
Satin

**NOTE:** Not all Powdercoat Finishes apply to every Lockwood product. Refer to the notes at the end of this document for specific decorative finishes applicable per series.

CB Colorbond and the Colorbond colour names are registered trademarks of Bluescope Steel Limited



We recommend and use Dulux Powders


**Disclaimer:** Dulux, Duralloy, Anotec, Silver Kinetic, are registered trade marks of DuluxGroup (Australia) Pty Ltd. Monument, Night Sky, Dune, Woodland Grey, Jasper, Deep Ocean, Surfist, Pale Eucalypt, Paperbark, are registered trademarks of Bluescope Steel Limited. Product Colours displayed in this catalogue have been matched to indoor viewing and colour appearance may vary according to light source and medium and as such should be used as indicative only. As actual colour on the end product may vary, always confirm your colour choice with production line prepared samples from your ASSA ABLOY representative for final colour approval. For warranty terms and conditions on Lockwood Products and its finishes, please visit [www.lockweb.com.au](http://www.lockweb.com.au) or call 1300WARRANTY



# Dulux Powdercoat Finishes

For Powdercoat Finish sample order code:

**FIN-SAMPLEPC** specify the desired color from the images below when placing order.



Dulux Duralloy  
Surfmist®  
Matt

CB



Dulux Duratec Eternity  
Eternity Nickel Pearl  
Matt



Dulux Duralloy  
Anotec® Mid Bronze  
Matt




Dulux Duralloy  
Dune®  
Matt

CB



Dulux Duralloy  
Anotec® Dark Grey  
Matt



Dulux Duralloy  
White Birch  
Gloss



Dulux Duralloy  
Stone Beige  
Matt



Dulux Duralloy  
Notre Dame  
Gloss



Dulux Duralloy  
Pale Eucalypt®  
Satin

CB



Dulux Duralloy  
Paperbark®  
Satin

CB

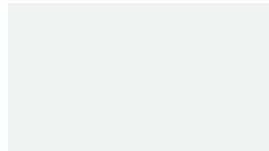


Dulux Duralloy  
Primrose  
Gloss




Dulux Duralloy  
Black (C/B Night Sky®)  
Matt

CB



Dulux Duralloy  
Pearl White  
Gloss



Dulux Duralloy  
Bright White  
Gloss



Dulux Duralloy  
Hammersley Brown  
Satin

CB



Dulux Duralloy  
Metropolis Storm Pearl  
Satin



Dulux Duralloy  
Charcoal  
Satin

CB



Dulux Duralloy  
Oyster  
Matt




Dulux Duralloy  
Berry Grey  
Satin



Dulux Duralloy  
Zeus Charcoal  
Satin




Dulux Duralloy  
Manor Red  
Satin



Dulux Duratec Zeus  
Zeus Talc  
Satin



Dulux Precious  
Silver Kinetic Pearl  
Satin



Dulux Charisma  
Charisma Flat White  
Flat

**NOTE:** Not all Powdercoat Finishes apply to every Lockwood product. Refer to the notes at the end of this document for specific decorative finishes applicable per series.

CB Colorbond and the Colorbond colour names are registered trademarks of Bluescope Steel Limited



We recommend and use Dulux Powders

**Disclaimer:** Dulux, Duralloy, Anotec, Silver Kinetic, are registered trade marks of DuluxGroup (Australia) Pty Ltd. Monument, Night Sky, Dune, Woodland Grey, Jasper, Deep Ocean, Surfist, Pale Eucalypt, Paperbark, are registered trademarks of Bluescope Steel Limited. Product Colours displayed in this catalogue have been matched to indoor viewing and colour appearance may vary according to light source and medium and as such should be used as indicative only. As actual colour on the end product may vary, always confirm your colour choice with production line prepared samples from your ASSA ABLLOY representative for final colour approval. For warranty terms and conditions on Lockwood Products and its finishes, please visit [www.lockweb.com.au](http://www.lockweb.com.au) or call 1300WARRANTY

# Interpon Powdercoat Finishes

For Powdercoat Finish sample order code:

**FIN-SAMPLEPC** specify the desired color from the images below when placing order.



Interpon Nuance  
Silver Pearl  
Satin



Interpon  
Metallic Lustre  
Matt



Interpon Vivica  
Snow Dust  
Matt



Interpon Sable  
Core Ten  
Fine Texture



Interpon Vivica  
Ultra Silver  
Gloss



Interpon Vivica  
Storm Front  
Matt



Interpon Hawthorn  
Green  
Gloss

**NOTE:** Not all Powdercoat Finishes apply to every Lockwood product. Refer to the notes at the end of this document for specific decorative finishes applicable per series.



We recommend and use Interpon Powders

**Disclaimer:** Interpon®, Sable™, Vivica™, Excel™ are registered trademarks of AkzoNobel Pty Ltd. Colors displayed on this color card are a guide only and have been matched as close as possible to Interpon production standards under daylight conditions. Due to the nature of the printing process some degree of color and gloss level variation may occur. Where more than one finish is available product color may vary. We recommend that you use production line prepared samples for final color selection or approval.

# Decorative Finishes Per Series

## Powdercoat Finishes

**Rose Door Handles:** Robert Watson, 1220, 1420, 1360, 1370, 260, 260SQ

**Plate Door Handles:** 1800, 2800, 4800, 5800, 200, 202, 212, 224

**Push/Pull Plates:** 218/219, 206/207, 208/209, 214/215, 216/217, 184, 185

## Metal Finishes

Use table below as a reference for the applicable finish to each Lockwood Series.

Refer to the series catalogue for specific detailed information.

Reference Table									
	Brass Series Rose Door Handles 1220, 1420, 1360, 1370	Brass Series Plate Door Handles 1800, 2800, 4800, 5800	Artefact Series Rose Door Handles 260	Artefact Series Rose Door Handles 260SQ	Artefact Series Plate Door Handles 200, 202,	Artefact Series Plate Door Handles 212, 224	Push/Pull Plate Series 184, 185	Push/Pull Plate Series 214/215, 216/217, 218/219	Push/Pull Plate Series 206/207, 208/209
Antique Copper (AC)	✓	✓	✓	✗	✓	✗	✓	✓	✗
Architectural Bronze Unlacquered (AU)	✓	✓	✓	✗	✓	✗	✓	✓	✗
Oil Rubbed Bronze (ORB)	✓	✓	✓	✗	✓	✗	✓	✓	✗
Aged Brass (AG)	✓	✓	✓	✗	✓	✗	✓	✓	✗
Architectural Bronze (AZ)	✓	✓	✓	✗	✓	✗	✓	✓	✗
Polished Brass (PB)	✓	✓	✓	✗	✓	✗	✓	✓	✗
Satin Brass (SB)	✓	✓	✓	✗	✓	✗	✓	✓	✗
Polished Brass Unlacquered (BU)	✓	✓	✓	✗	✓	✗	✓	✓	✗
Satin Brass Unlacquered (SBU)	✓	✓	✓	✗	✓	✗	✓	✓	✗
Satin Chrome Plating (SC)	✓	✓	✗	✗	✗	✗	✓	✗	✗
Chrome Plating (CP)	✓	✓	✗	✗	✗	✗	✓	✗	✗
Stainless Steel (SS)	✗	✗	✓	✓	✓	✓	✗	✓	✓
Polished Stainless Steel (PS)	✗	✗	✓	✗	✓	✓	✗	✓	✓
Marine Grade Stainless Steel (MG)	✗	✗	✓	✗	✓	✓	✗	✓	✓
Natural Anodised Aluminium (NT)	✗	✗	✓	✗	✓	✓	✗	✗	✗

**Disclaimer:** Product Colours displayed in this catalogue have been matched to indoor viewing and colour appearance may vary according to light source and medium and as such should be used as indicative only. As actual colour on the end product may vary, always confirm your colour choice with production line prepared samples from your ASSA ABLOY representative for final colour approval. For warranty terms and conditions on Lockwood Products and its finishes, please visit [www.lockweb.com.au](http://www.lockweb.com.au) or call 1300WARRANTY