

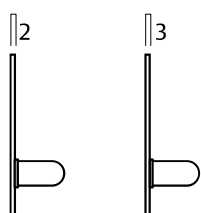
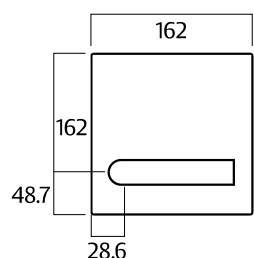
200 Series Artefact Square Corner Plate Furniture



The 200 Series Door Furniture Plates measure 162X162mm, and feature square corners. Concealed fixed plates have studs with internal threads located in each corner, visible fixed plates have corresponding countersunk holes and are fixed back to back through the door.

Application

Designed for use with Lockwood Selector 3770 and Synergy 3570 Series Mortice Locks; Latches and Push and Pull doors.



SS/Brass Aluminium

Product Details	
Dimensions	162 x 162 x 3mm - aluminium 162 x 162 x 2mm - stainless steel and brass
Door Thickness	35 to 45mm standard. For doors 45 to 55mm thick, specify long fixing screws SP2000-208.
Standard Finishes	Natural Anodised Aluminium (NT) Satin Stainless Steel (SS)
Fixing	Plates are designed to fit back to back. If outside plate is specified with concealed fixing, then the inside plate must be visible fixed.
Finishes Non Standard	316 Marine Grade (MG) Polished Brass (PB) Polished Stainless Steel (PS) Powdercoat (PC)*
Handing	All plates are handed with the exception of plain plates and pull handles.
Materials	Aluminium, brass and stainless steel

Note: When using flush pulls back to back the minimum door thickness is 40mm.

* Refer to the end of this catalogue for detailed images of all decorative finishes that suit this range.

Standards and Compliance



Artefact 200 Series has been successfully tested up to 4 hours with a fire rated Lockwood mortice lock on fire door assemblies (depending on type of doorset) in accordance with Australian Standard AS1905.1:2005, Fire Resistant Doorsets.

Artefact 200 Series lever sets have been successfully tested to conform with Level D8 (500,000 cycles) under Australian Standard AS4145.2-2008, Locksets and hardware for doors and windows.

D8



Anti-Corrosion

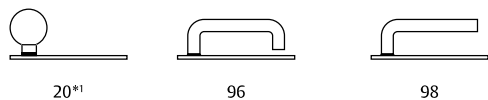


Artefact 200 Series includes levers and turns (as shown) that meet the requirements of AS1428.1-2009, Design for access and mobility.

Lockwood Artefact Series is designed, assembled and customised in Australia to suit the requirements of the Australian Market.

200 Series Levers and Functions

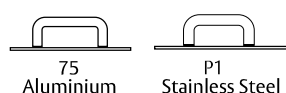
Levers and Knob to Suit




For lever images and dimensions, see page 15.

*1 Stainless Steel Only

Pull Handle to Suit



Plates



*3 Replace NN with NS when ordering with 3770 Series

*4 Recommended for sliding doors only

Plates and Functions Legend

Cylinder Hole



Emergency Turn



LED



Turnknob



Disabled Turnknob



Indicating Emergency Turn



200/202 Series Ordering Procedure

When ordering 13, 14, 16 or 39 functions with 3770 series, specify "S" in cylinder type instead of "N".

Sample part number 20001NA/96LSS is made up of several sections. Choose your product by selecting an option from each section.

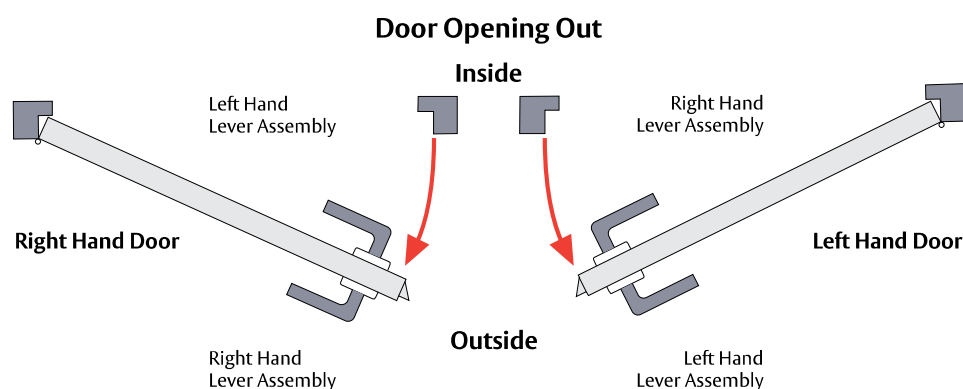
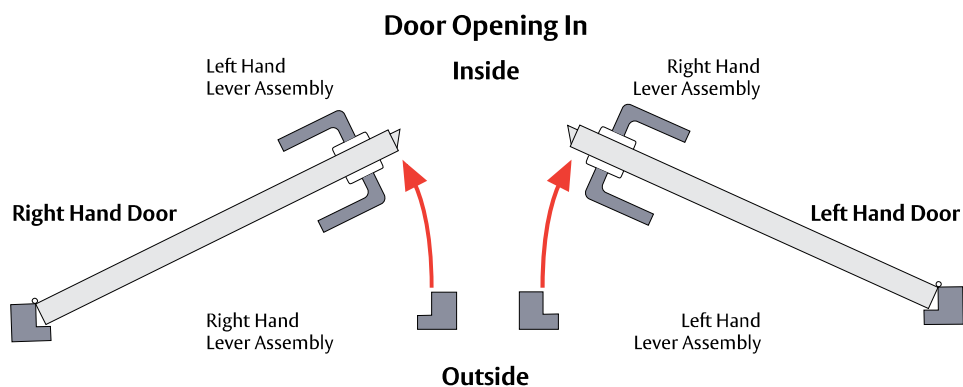
Plate Type	Plate Function	Engraving	Cylinder Type	Lever/Knob/Pull Handle	Handing	Finish
200	01	N	A	96	L	SS

Plate Type	Plate Function	Engraving - Handed	AS1428.1 Compliant Lever Types	Finish
Exterior Plate (162 x 162) – Square Corners 200	Plain Plate 07 Pull Handle Only 24	A – G Outlined Infill R – X Full Infill Male symbol A R Male text B S Female symbol C T Female text D U Disabled symbol E V Push text F W Pull text G X Unisex symbol H Y No option N <i>For all in-filled engraving, black gloss is the standard.</i>	102 111 112 115 116 118 124 131 132 133 142 144 145 155 166 47 59 70 74 76 77 90	Stainless Steel Finishes 316 Marine Grade MG Powdercoat PC Polished Stainless Steel PS Satin Stainless Steel SS Aluminium Finishes Natural Anodised NT* Brass Finishes Polished Brass PB
Interior Plate (162 x 162) – Square Corners 201	Plate Function - Handed			
Exterior Plate (162 x 162) – Radius Corners 202	Cylinder Only 00			
Interior Plate (162 x 162) – Radius Corners 203	Cylinder & Lever 01			
	Emergency Turn Only 02			
	Emergency Turn & Lever 03			
	Turnknob & Lever 04			
	Lever Only 05			
	Turnknob Only 06			
	Cylinder & Fixed Lever 08			
	Fixed Lever Only 09			
	Dual Cylinder 10			
	Privacy Indicating Emergency Turn Only 13			
	Privacy Indicating Emergency Turn & Lever 14			
	Privacy Indicating Turnknob & Lever 16			
	Cylinder, Lever & LED 20			
	Cylinder, Fixed Lever & LED 21			
	Lever & LED 22			
	Cylinder & LED 23			
	Pull Handle & Cylinder 25			
	Pull Handle & Emergency Turn 26			
	Pull Handle & Turnknob 27			
	Pull Handle & Privacy Indicating Emergency Turn 28			
	Pull Handle & Dual Cylinder 30			
	Flush Pull Only 31			
	Flush Pull & Cylinder 32			
	Flush Pull & Emergency Turn 33			
	Flush Pull & Turnknob 34			
	Flush Pull & Privacy Indicator Emergency Turn 35			
	Flush Pull & Dual Cylinder 37			
	Disabled Turnknob & Lever 39			
	Pull Handle & Disabled Turnknob 42			
		Cylinder Type Oval Cylinder – 32mm (H) x 18mm (W) Lockwood 570 Cylinders A Guarded Oval Cylinder – 32mm (H) x 18mm (W) Lockwood 570 Cylinders B No Cylinder Function – Selector S* No Cylinder Function – Synergy N <i>*Only applies to 13, 14, 16 and 39 functions</i>	Non Compliant Lever/Knob Types 101 104 106 123 178 97 20 Handed Levers 41 122 153 Pull Handles P1 P1*1 75*2 Pull Handles - Horizontal HP1 HP1*1 H75*2 <i>Handles are brass unless indicated otherwise *1 = Stainless Steel *2 = Aluminium *3 = 316 Marine Grade ** Lever 65 and 85 not available in PS or PB</i>	Handing Left Handed L Right Handed R

* Refer to the end of this catalogue for detailed images of all decorative finishes from this section.

Lockwood Door Furniture Handing Convention

Applicable for All Handed Furniture



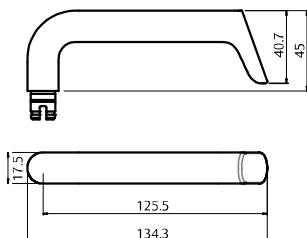
1220 Symphony Series Brass Door Handles

BRASS CORE

AS1428.1 Compliant Levers

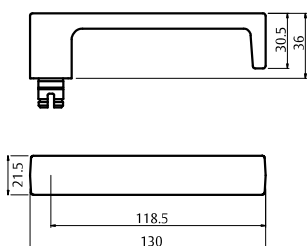
Lever 102

Length	134.3mm
Projection	57.5mm
Finger clearance	40mm



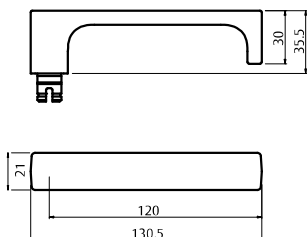
Lever 111

Length	130mm
Projection	48.5mm
Finger clearance	40mm



Lever 112

Length	130.5mm
Projection	48mm
Finger clearance	40mm

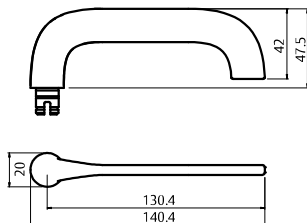


1220 Symphony Series Brass Door Handles

AS1428.1 Compliant Levers

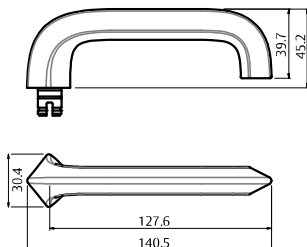
Lever 115

Length	140.4mm
Projection	60mm
Finger clearance	40mm



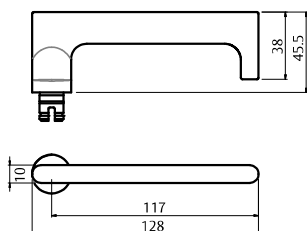
Lever 116

Length	140.5mm
Projection	58mm
Finger clearance	40mm



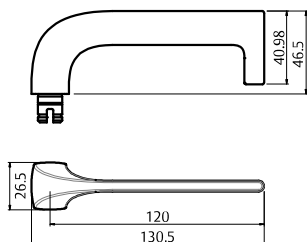
Lever 118

Length	128mm
Projection	58mm
Finger clearance	40mm



Lever 124

Length	130.5mm
Projection	59mm
Finger clearance	40mm

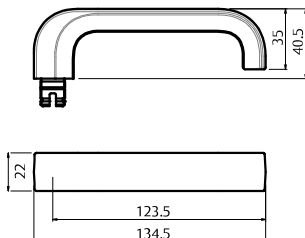


1220 Symphony Series Brass Door Handles

AS1428.1 Compliant Levers

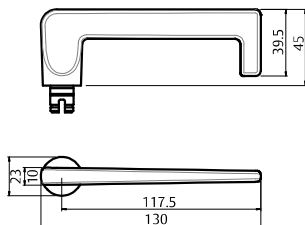
Lever 131

Length	134.5mm
Projection	53mm
Finger clearance	40mm



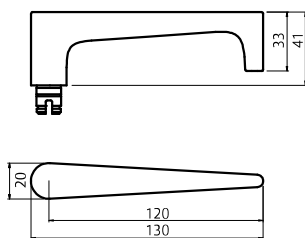
Lever 132

Length	130mm
Projection	57.5mm
Finger clearance	40mm



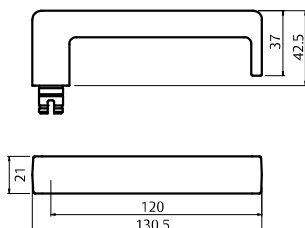
Lever 133

Length	130mm
Projection	53.5mm
Finger clearance	40mm



Lever 142

Length	130.5mm
Projection	55mm
Finger clearance	40mm

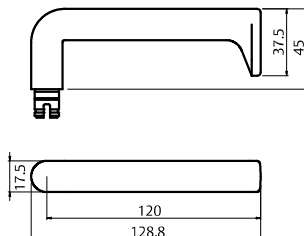


1220 Symphony Series Brass Door Handles

AS1428.1 Compliant Levers

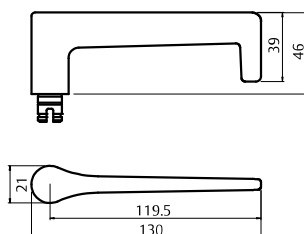
Lever 144

Length	128.8mm
Projection	57.5mm
Finger clearance	40mm



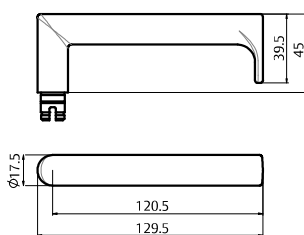
Lever 145

Length	130mm
Projection	58.5mm
Finger clearance	40mm



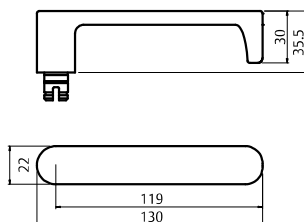
Lever 155

Length	129.3mm
Projection	57.5mm
Finger clearance	40mm



Lever 166

Length	130mm
Projection	48mm
Finger clearance	40mm




1220 Symphony Series Brass Door Handles

AS1428.1 Compliant Levers

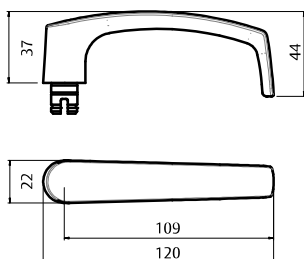
Lever 180

Length	123.5mm
Projection	53.1mm
Finger clearance	40mm



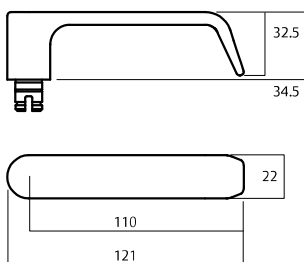
Lever 47

Length	120mm
Projection	49.6mm
Finger clearance	40mm



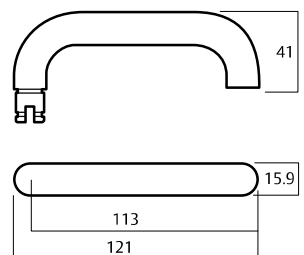
Lever 59

Length	121mm
Projection	47mm
Finger clearance	39.5mm



Lever 70

Length	121mm
Projection	53mm
Finger clearance	37mm

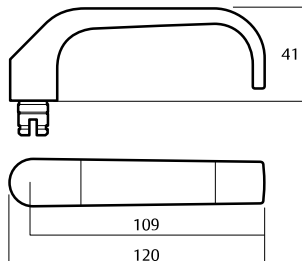


1220 Symphony Series Brass Door Handles

AS1428.1 Compliant Levers

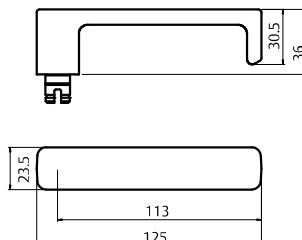
Lever 74

Length	120mm
Projection	53mm
Finger clearance	45mm



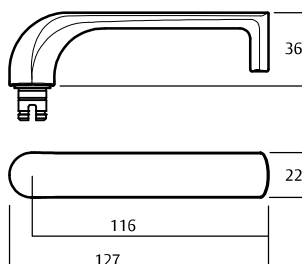
Lever 76

Length	125mm
Projection	48.5mm
Finger clearance	40mm



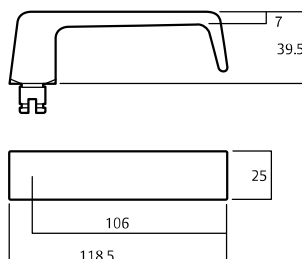
Lever 77

Length	121mm
Projection	51mm
Finger clearance	48.3mm



Lever 90

Length	118.5mm
Projection	51.6mm
Finger clearance	44mm

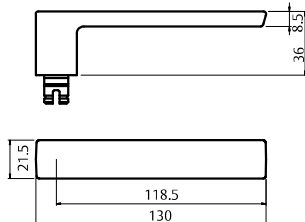


1220 Symphony Series Brass Door Handles

Non compliant lever/knob types


Lever 101

Length	130mm
Projection	48.5mm
Finger clearance	40mm



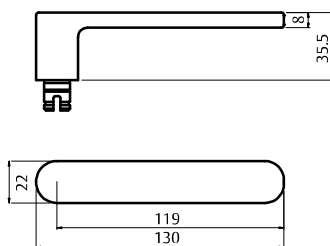
Lever 104

Length	133.8mm
Projection	57.5mm
Finger clearance	40mm



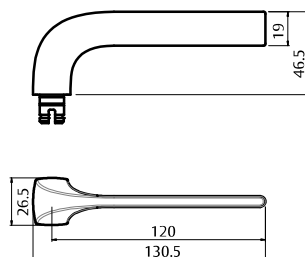
Lever 106

Length	130mm
Projection	48mm
Finger clearance	40mm



Lever 123

Length	130.5mm
Projection	59mm
Finger clearance	40mm

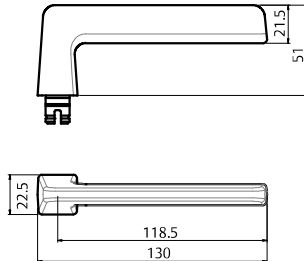


1220 Symphony Series Brass Door Handles

Non compliant lever/knob types

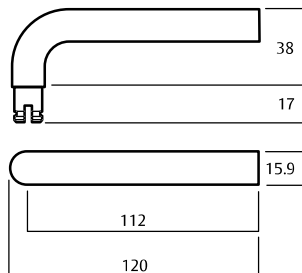
Lever 178

Length	130mm
Projection	63.6mm
Finger clearance	42mm



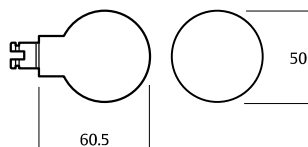
Lever 97

Length	120mm
Projection	50.5mm
Finger clearance	34.6mm



Knob 20

Diameter	50mm
Projection	73mm



20 Knob can be used on outside rose only.

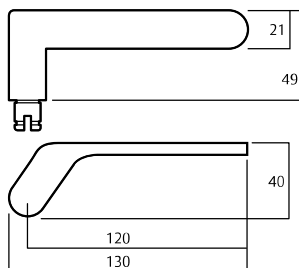
1220 Symphony Series Brass Door Handles

Handed Levers

Lever 41

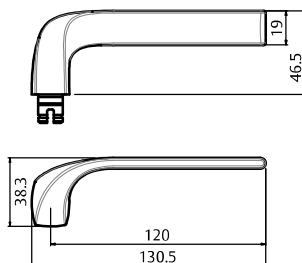
Length	130mm
Projection	61.5mm
Finger clearance	40.5mm

* Lever is an asymmetrical design and therefore must be handed.



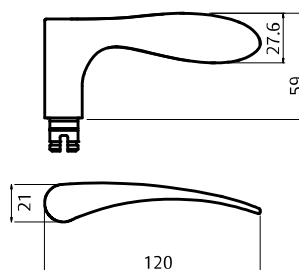
Lever 122

Length	130.5mm
Projection	59mm
Finger clearance	40mm



Lever 153

Length	120mm
Projection	70.6mm
Finger clearance	43mm



Pull Handles



All pull handles are designed for single handle application and can be used with Lockwood Pull Plates and Roses.

Product Details

Materials	Brass and stainless steel
Fixing	Handles are concealed fixed. If ordered with Lockwood Pull Plates or Roses, handles are screw fixed to plates.
Screws	Individual pull handles are supplied with M5 x 65mm Pan Head Screws x 2

Standards and Compliance



Disabled Access - AS1428.1

Pull Handles

Pull Handles

Handle Number	Length	Diameter	Projection	Fixing Centres	Finger Clearance	Brass	304 Stainless Steel	Old Handle
P1	125	17.5	57	108	40	✓	✓	05, 16
P2	170	17.5	57	152	40	✓	✓	07, 17
P3	220	17.5	57	203	40	✓	✓	08, 18
P4	267	17.5	57	250	40	✓	✓	19
B2	170	17.5	60	152	43	✓	-	07, 17
B3	220	17.5	60	203	43	✓	-	08, 18
B4	267	17.5	60	250	43	✓	-	19

P Series handles comply with AS1428.1 when used on plates or fitted directly to a door.
B Series handles comply with AS1428.1 when used on brass roses, such as 1222.



Image for illustration only

Back to Back Pull Handle

Handle Number	Length	Diameter	Projection	Fixing Centres	Finger Clearance
P2/2SSS	171	19	60	152	41

Material -304 Grade Stainless Steel.



Brass 38 Elbow Pull Handle

Handle Number	Length	Diameter	Projection	Fixing Centres	Finger Clearance
38	248	16	Base: 54 Top: 73	152	38

Designed for single handle applications for hospitals, disabled and aged care facilities.
Material -solid brass.



Metal Finishes


For Metal Finish sample refer to code under each image.




Antique Copper (AC)
Sample Code: FIN-SAMPLEAC*



Architectural Bronze Unlacquered (AU)
Sample Code: FIN-SAMPLEAU*



Oil Rubbed Bronze (ORB)
Sample Code: FIN-SAMPLEORB*



Aged Brass (AG)
Sample Code: FIN-SAMPLEAG*



Architectural Bronze (AZ)
Sample Code: FIN-SAMPLEAZ**



Polished Brass (PB)
Sample Code: FIN-SAMPLEPB**



Satin Brass (SB)
Sample Code: FIN-SAMPLESB**



Polished Brass Unlacquered (BU)
Sample Code: FIN-SAMPLEBU*



Satin Brass Unlacquered (SBU)
Sample Code: FIN-SAMPLESBU*



Satin Chrome Plating (SC)
Sample Code: FIN-SAMPLESC



Chrome Plating (CP)
Sample Code: FIN-SAMPLECP



Stainless Steel (SS)
Sample Code: FIN-SAMPLESS



Polished Stainless Steel (PS)
Sample Code: FIN-SAMPLEPS



Natural Anodized Aluminium (NT)
Sample Code: FIN-SAMPLENT

NOTE: Not all decorative finishes apply to every Lockwood product. Refer to the table at the end of this document for specific decorative finishes applicable per series.

*Unlacquered Metal Finish. This finish will naturally age and its appearance will change over time according to the environment and use it is exposed to. For more information on the aging effect of a particular finish contact your ASSA ABLOY representative.

**Finish is protected by a top clear lacquer.

Disclaimer: Product Colours displayed in this catalogue have been matched to indoor viewing and colour appearance may vary according to light source and medium and as such should be used as indicative only. As actual colour on the end product may vary, always confirm your colour choice with production line prepared samples from your ASSA ABLOY representative for final colour approval. For warranty terms and conditions on Lockwood Products and its finishes, please visit www.lockweb.com.au or call 1300WARRANTY


Dulux Powdercoat Finishes

For Powdercoat Finish sample order code:


FIN-SAMPLEPC specify the desired color from the images below when placing order.



Dulux Duratec Eternity
Eternity Charcoal Pearl
Satin



Dulux Electro
Black Ace
Flat



Dulux Electro
Dark Bronze
Flat




Dulux Electro
Medium Bronze
Flat




Dulux Precious
Charcoal Metallic Pearl
Gloss




Dulux Precious
Citi Pearl
Matt




Dulux Precious
Natural Pearl
Matt




Dulux Duralloy
Shoji White
Satin



Dulux Alphatec
White
Matt



Dulux Duralloy
White
Satin



Dulux Surreal Effects Mannex
Mannex Black
Effect



Dulux Surreal Effects Scylla
Red Brown Scylla
Effect



Dulux Duralloy
Black
Gloss



Dulux Duralloy
Monument®
Satin

CB



Dulux Duralloy
Black (C/B Night Sky®)
Satin

CB



Dulux Duralloy
Jasper®
Satin

CB



Dulux Duralloy
Monument®
Matt

CB



Dulux Duralloy
Deep Ocean®
Satin

CB



Dulux Duralloy
Dune®
Satin

CB



Dulux Duralloy
Woodland Grey®
Satin

CB



Dulux Duralloy
Woodland Grey®
Matt

CB



Dulux Duralloy
APO Grey
Satin

NOTE: Not all Powdercoat Finishes apply to every Lockwood product. Refer to the notes at the end of this document for specific decorative finishes applicable per series.

CB Colorbond and the Colorbond colour names are registered trademarks of Bluescope Steel Limited



We recommend and use Dulux Powders

Disclaimer: Dulux, Duralloy, Anotec, Silver Kinetic, are registered trade marks of DuluxGroup (Australia) Pty Ltd. Monument, Night Sky, Dune, Woodland Grey, Jasper, Deep Ocean, Surfist, Pale Eucalypt, Paperbark, are registered trademarks of Bluescope Steel Limited. Product Colours displayed in this catalogue have been matched to indoor viewing and colour appearance may vary according to light source and medium and as such should be used as indicative only. As actual colour on the end product may vary, always confirm your colour choice with production line prepared samples from your ASSA ABLOY representative for final colour approval. For warranty terms and conditions on Lockwood Products and its finishes, please visit www.lockweb.com.au or call 1300WARRANTY

Dulux Powdercoat Finishes

For Powdercoat Finish sample order code:

FIN-SAMPLEPC specify the desired color from the images below when placing order.



Dulux Duralloy
Surfmist®
Matt

CB



Dulux Duratec Eternity
Eternity Nickel Pearl
Matt



Dulux Duralloy
Anotec® Mid Bronze
Matt




Dulux Duralloy
Dune®
Matt

CB



Dulux Duralloy
Anotec® Dark Grey
Matt



Dulux Duralloy
White Birch
Gloss



Dulux Duralloy
Stone Beige
Matt



Dulux Duralloy
Notre Dame
Gloss



Dulux Duralloy
Pale Eucalypt®
Satin

CB



Dulux Duralloy
Paperbark®
Satin

CB




Dulux Duralloy
Primrose
Gloss




Dulux Duralloy
Black (C/B Night Sky®)
Matt


CB



Dulux Duralloy
Pearl White
Gloss



Dulux Duralloy
Bright White
Gloss



Dulux Duralloy
Hammersley Brown
Satin

CB



Dulux Duralloy
Metropolis Storm Pearl
Satin



Dulux Duralloy
Charcoal
Satin


CB



Dulux Duralloy
Oyster
Matt




Dulux Duralloy
Berry Grey
Satin



Dulux Duralloy
Zeus Charcoal
Satin




Dulux Duralloy
Manor Red
Satin



Dulux Duratec Zeus
Zeus Talc
Satin



Dulux Precious
Silver Kinetic Pearl
Satin



Dulux Charisma
Charisma Flat White
Flat

NOTE: Not all Powdercoat Finishes apply to every Lockwood product. Refer to the notes at the end of this document for specific decorative finishes applicable per series.

CB

Colorbond and the Colorbond colour names are registered trademarks of Bluescope Steel Limited



We recommend and use Dulux Powders

Disclaimer: Dulux, Duralloy, Anotec, Silver Kinetic, are registered trade marks of DuluxGroup (Australia) Pty Ltd. Monument, Night Sky, Dune, Woodland Grey, Jasper, Deep Ocean, Surfemist, Pale Eucalypt, Paperbark, are registered trademarks of Bluescope Steel Limited. Product Colours displayed in this catalogue have been matched to indoor viewing and colour appearance may vary according to light source and medium and as such should be used as indicative only. As actual colour on the end product may vary, always confirm your colour choice with production line prepared samples from your ASSA ABLOY representative for final colour approval. For warranty terms and conditions on Lockwood Products and its finishes, please visit www.lockweb.com.au or call 1300WARRANTY

Interpon Powdercoat Finishes

For Powdercoat Finish sample order code:

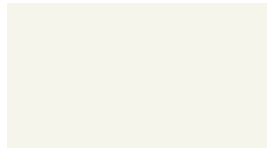
FIN-SAMPLEPC specify the desired color from the images below when placing order.



Interpon Nuance
Silver Pearl
Satin



Interpon
Metallic Lustre
Matt



Interpon Vivica
Snow Dust
Matt



Interpon Sable
Core Ten
Fine Texture



Interpon Vivica
Ultra Silver
Gloss



Interpon Vivica
Storm Front
Matt



Interpon Hawthorn
Green
Gloss

NOTE: Not all Powdercoat Finishes apply to every Lockwood product. Refer to the notes at the end of this document for specific decorative finishes applicable per series.



We recommend and use Interpon Powders

Disclaimer: Interpon®, Sable™, Vivica™, Excel™ are registered trademarks of AkzoNobel Pty Ltd. Colors displayed on this color card are a guide only and have been matched as close as possible to Interpon production standards under daylight conditions. Due to the nature of the printing process some degree of color and gloss level variation may occur. Where more than one finish is available product color may vary. We recommend that you use production line prepared samples for final color selection or approval.

Decorative Finishes Per Series

Powdercoat Finishes

Rose Door Handles: Robert Watson, 1220, 1420, 1360 , 1370, 260, 260SQ

Plate Door Handles: 1800, 2800, 4800, 5800, 200, 202, 212, 224

Push/Pull Plates: 218/219, 206/207, 208/209, 214/215, 216/217, 184, 185

Metal Finishes

Use table below as a reference for the applicable finish to each Lockwood Series.
Refer to the series catalogue for specific detailed information.

Standard Finish	
Satin chrome brushed (SC)	
Non-Standard Finishes:	Mark-Up Over Standard Finish*
Chrome Plate (CP)	10%
Polished Brass (PB)	20%
Polished Brass Unlacquered (BU)	20%
Satin Brass (SB)	20%
Satin Brass Unlacquered (SBU)	20%
Polyester Powdercoat (PC)	20%
Architectural Bronze (AZ)	25%
Architectural Bronze Unlacquered (AU)	25%
Oil Rubbed Bronze (ORB)	25%
Aged Brass (AG)	25%
Antique Copper (AC)	25%

*Applicable to Brass Furniture Series 1220, 1420, 1360, 1370, 1800, 2800, 4800 and 5800 Product Ranges

Disclaimer: Product Colours displayed in this catalogue have been matched to indoor viewing and colour appearance may vary according to light source and medium and as such should be used as indicative only. As actual colour on the end product may vary, always confirm your colour choice with production line prepared samples from your ASSA ABLOY representative for final colour approval. For warranty terms and conditions on Lockwood Products and its finishes, please visit www.lockweb.com.au or call 1300WARRANTY

Decorative Finishes Per Series

Reference Table

	Brass Series Rose Door Handles 1220, 1420, 1360, 1370	Brass Series Plate Door Handles 1800, 2800, 4800, 5800	Artefact Series Rose Door Handles 260	Artefact Series Rose Door Handles 260SQ	Artefact Series Plate Door Handles 200, 202,	Artefact Series Plate Door Handles 212, 224	Push/Pull Plate Series 184, 185	Push/Pull Plate Series 214/215, 216/217, 218/219	Push/Pull Plate Series 206/207, 208/209
Antique Copper (AC)	✓	✓	✓	✗	✓	✗	✓	✓	✗
Architectural Bronze Unlacquered (AU)	✓	✓	✓	✗	✓	✗	✓	✓	✗
Oil Rubbed Bronze (ORB)	✓	✓	✓	✗	✓	✗	✓	✓	✗
Aged Brass (AG)	✓	✓	✓	✗	✓	✗	✓	✓	✗
Architectural Bronze (AZ)	✓	✓	✓	✗	✓	✗	✓	✓	✗
Polished Brass (PB)	✓	✓	✓	✗	✓	✗	✓	✓	✗
Satin Brass (SB)	✓	✓	✓	✗	✓	✗	✓	✓	✗
Polished Brass Unlacquered (BU)	✓	✓	✓	✗	✓	✗	✓	✓	✗
Satin Brass Unlacquered (SBU)	✓	✓	✓	✗	✓	✗	✓	✓	✗
Satin Chrome Plating (SC)	✓	✓	✗	✗	✗	✗	✓	✗	✗
Chrome Plating (CP)	✓	✓	✗	✗	✗	✗	✓	✗	✗
Stainless Steel (SS)	✗	✗	✓	✓	✓	✓	✗	✓	✓
Polished Stainless Steel (PS)	✗	✗	✓	✗	✓	✓	✗	✓	✓
Marine Grade Stainless Steel (MG)	✗	✗	✓	✗	✓	✓	✗	✓	✓
Natural Anodised Aluminium (NT)	✗	✗	✓	✗	✓	✓	✗	✗	✗

Disclaimer: Product Colours displayed in this catalogue have been matched to indoor viewing and colour appearance may vary according to light source and medium and as such should be used as indicative only. As actual colour on the end product may vary, always confirm your colour choice with production line prepared samples from your ASSA ABLOY representative for final colour approval. For warranty terms and conditions on Lockwood Products and its finishes, please visit www.lockweb.com.au or call 1300WARRANTY