

# 1360 Series Brass Door Handles



Lockwood 1360 Series door furniture is manufactured from high quality solid brass material. The comprehensive lever range matched with ease of installation and compatibility with a wide range of Mortice Locks defines simple and reliable.

The accessory range includes cylinder escutcheons, emergency turns and disabled accessible turnknobs. For installers, the unique turn mechanism adjusts to suit the thickness of the door and removes the need to cut tailbars to length.


A full range of finishes from satin chrome through to a range of brass finishes and polyester powder coat provides all the options for matching to interior designs.

Proudly Australian Made at our factory at Oakleigh to the highest quality standards for strength, durability and corrosion resistance.


## Product Details


<b>Dimensions</b>	65.5mm diameter x 11.6mm.
<b>Handing</b>	A removable stop screw allows all symmetrically designed levers (e.g. Cadenza) to be handed on site. Levers of asymmetrical design (e.g. Veloce) cannot be reversed. Specify left or right handed when ordering.
<b>Materials</b>	All Lockwood roses and levers contained in the 1360 series are of solid brass construction.
<b>Fixing</b>	Roses are designed to fit back to back. If outside rose is specified with concealed fixing, then the inside rose must be visible fixed. Roses numbered 1360, 1362, and 1364 are concealed fixed, roses numbered 1361, 1363 and 1365 are visible fixed.
<b>Door Thickness</b>	Selector 3770 and Synergy 3770 Series: 32mm to 50mm Lockwood 5260 Latches: 33mm to 50mm
<b>Decorative Finishes</b>	<p><b>Standard Finish:</b> Satin Chrome Brushed (SC)</p> <p><b>Non-Standard Finish:</b> Chrome Plate (CP) Polished Brass (PB) Polyester Powdercoat (PC)</p> <p><b>Special Finish:</b> Architectural Bronze (AZ) Architectural Bronze Unlacquered (AU) Antique Copper (AC) Polished Brass Unlacquered (BU) Satin Brass (SB) Oil Rubbed Bronze (ORB) Satin Brass Unlacquered (SBU)</p>

## Standards and Compliance

 1360 Series has been successfully tested up to 4 hours with a fire rated Lockwood mortice lock on fire door assemblies (depending on type of doorset) in accordance with Australian Standard AS1905.1:2005, Fire Resistant Doorsets.

**D8**  
1360 Series lever sets have been successfully tested to conform with Level D8 (500,000 cycles) under Australian Standard AS4145.2-2008, Locksets and hardware for doors and windows.

 1360 Series lever sets in satin chrome finish has been successfully tested to AS 4145.2 2008 for Neutral Salt Spray – With SC Finish passing C10 1000 Hours - Extreme Corrosion Resistance. Suitable for coastal applications.

 1360 Series includes levers and turns (as shown) that meet the requirements of AS1428.1-2009, Design for access and mobility.

Lockwood Brass Door Furniture is designed, assembled and customised in Australia to suit the requirements of the Australian Market.

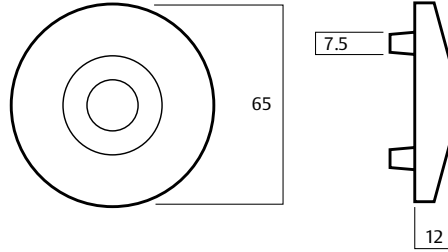
# 1360 Series Brass Door Handles

## BRASS CORE

The 1360 Series rose furniture features a 65mm solid brass rose with diagonal screw fixings, concealed on the outside and visible on the inside.

### Supplied with:


2 x M4 x 65mm Stainless Steel Screws (SP1220-119)  
1 x Instructions (1220-221)



## AS1428.1 Compliant Levers

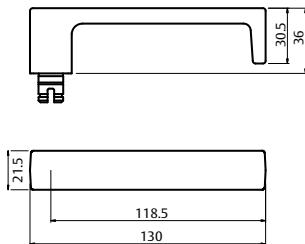
### Lever 102

<b>Length</b>	134.3mm
<b>Projection</b>	57.5mm
<b>Finger clearance</b>	28.4mm



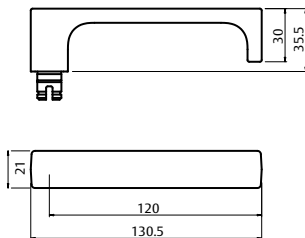
### Lever 111

<b>Length</b>	130mm
<b>Projection</b>	48.5mm
<b>Finger clearance</b>	28.4mm



### Lever 112

<b>Length</b>	130.5mm
<b>Projection</b>	48mm
<b>Finger clearance</b>	28.4mm

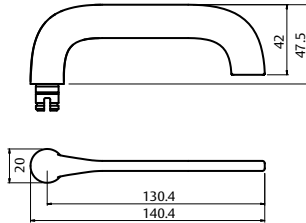


# 1360 Series Brass Door Handles

## AS1428.1 Compliant Levers

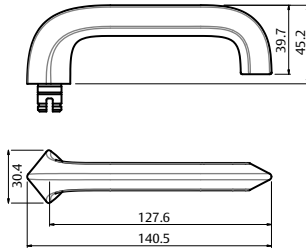
### Lever 115

<b>Length</b>	140.4mm
<b>Projection</b>	60mm
<b>Finger clearance</b>	28.4mm



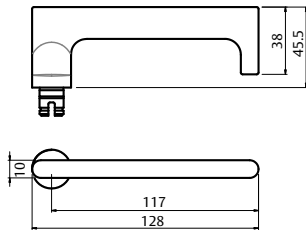
### Lever 116

<b>Length</b>	140.5mm
<b>Projection</b>	47.6mm
<b>Finger clearance</b>	28.4mm



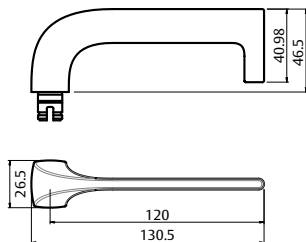
### Lever 118

<b>Length</b>	128mm
<b>Projection</b>	58mm
<b>Finger clearance</b>	28.4mm



### Lever 124

<b>Length</b>	130.5mm
<b>Projection</b>	59mm
<b>Finger clearance</b>	28.4mm

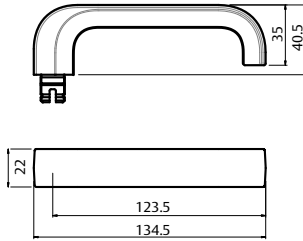


# 1360 Series Brass Door Handles

## AS1428.1 Compliant Levers

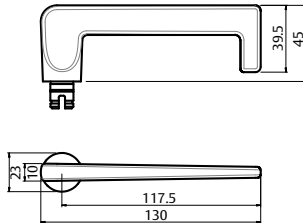
### Lever 131

<b>Length</b>	134.5mm
<b>Projection</b>	53mm
<b>Finger clearance</b>	28.4mm



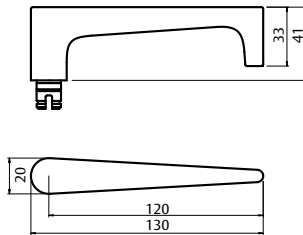
### Lever 132

<b>Length</b>	130mm
<b>Projection</b>	57.5mm
<b>Finger clearance</b>	28.4mm



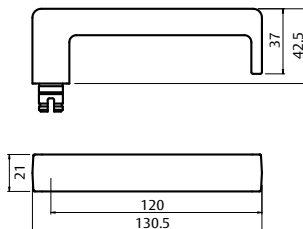
### Lever 133

<b>Length</b>	130mm
<b>Projection</b>	53.5mm
<b>Finger clearance</b>	28.4mm



### Lever 142

<b>Length</b>	130.5mm
<b>Projection</b>	55mm
<b>Finger clearance</b>	28.4mm

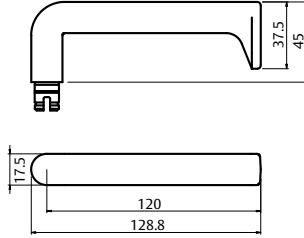


# 1360 Series Brass Door Handles

## AS1428.1 Compliant Levers

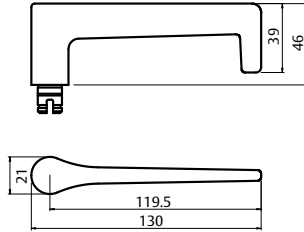
### Lever 144

<b>Length</b>	128.8mm
<b>Projection</b>	57.5mm
<b>Finger clearance</b>	28.4mm



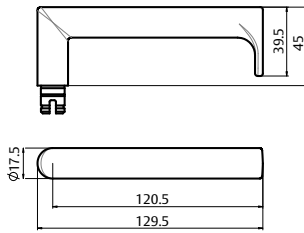
### Lever 145

<b>Length</b>	130mm
<b>Projection</b>	58.5mm
<b>Finger clearance</b>	28.4mm



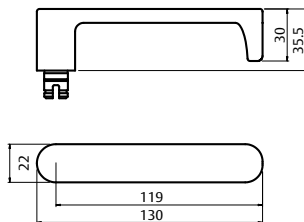
### Lever 155

<b>Length</b>	129.3mm
<b>Projection</b>	57.5mm
<b>Finger clearance</b>	28.4mm



### Lever 166


<b>Length</b>	130mm
<b>Projection</b>	48mm
<b>Finger clearance</b>	28.4mm



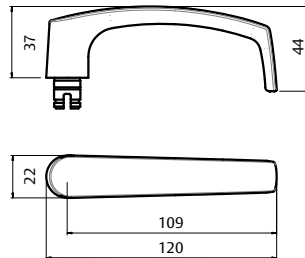
# 1360 Series Brass Door Handles

## AS1428.1 Compliant Levers

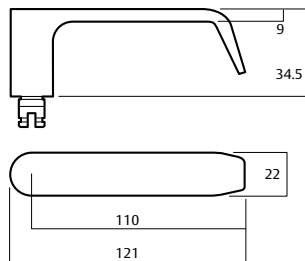
Lever 180	
<b>Length</b>	123.5mm
<b>Projection</b>	53.1mm
<b>Finger clearance</b>	28.4mm



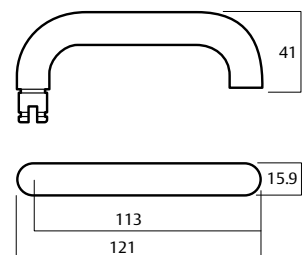
Lever 47	
<b>Length</b>	120mm
<b>Projection</b>	49.6mm
<b>Finger clearance</b>	40mm



Lever 59	
<b>Length</b>	121mm
<b>Projection</b>	57.5mm
<b>Finger clearance</b>	38mm



Lever 70	
<b>Length</b>	121mm
<b>Projection</b>	53mm
<b>Finger clearance</b>	37mm

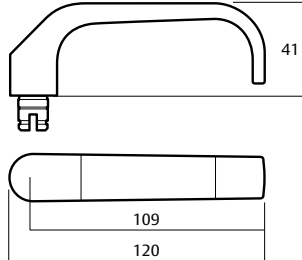


# 1360 Series Brass Door Handles

## AS1428.1 Compliant Levers

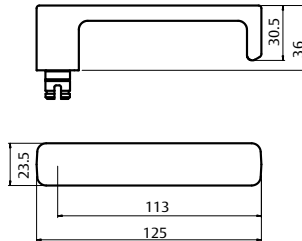
### Lever 74

<b>Length</b>	120mm
<b>Projection</b>	53mm
<b>Finger clearance</b>	45mm



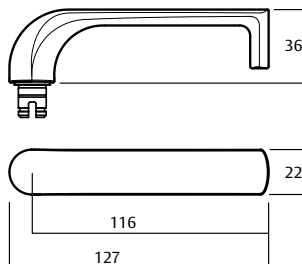
### Lever 76

<b>Length</b>	125mm
<b>Projection</b>	48.5mm
<b>Finger clearance</b>	28.4mm



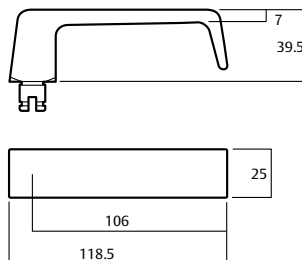
### Lever 77

<b>Length</b>	121mm
<b>Projection</b>	51mm
<b>Finger clearance</b>	40.5mm



### Lever 90

<b>Length</b>	118.5mm
<b>Projection</b>	52mm
<b>Finger clearance</b>	45mm

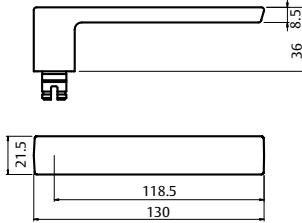


# 1360 Series Brass Door Handles

## Non compliant lever/knob types

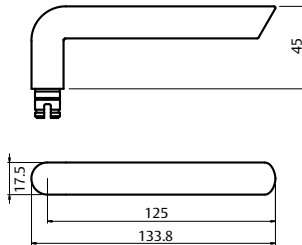
### Lever 101

<b>Length</b>	130mm
<b>Projection</b>	48.5mm
<b>Finger clearance</b>	28.4mm



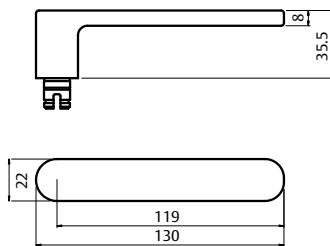
### Lever 104

<b>Length</b>	133.8mm
<b>Projection</b>	57.5mm
<b>Finger clearance</b>	28.4mm



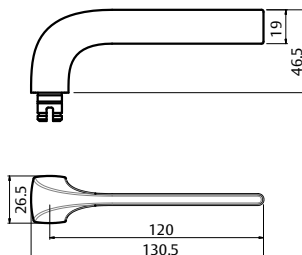
### Lever 106

<b>Length</b>	130mm
<b>Projection</b>	48mm
<b>Finger clearance</b>	28.4mm



### Lever 123

<b>Length</b>	130.5mm
<b>Projection</b>	59mm
<b>Finger clearance</b>	28.4mm



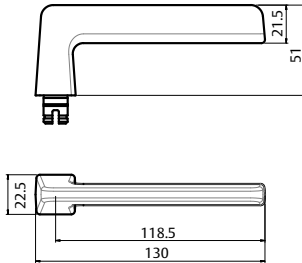


# 1360 Series Brass Door Handles

## Non compliant lever/knob types

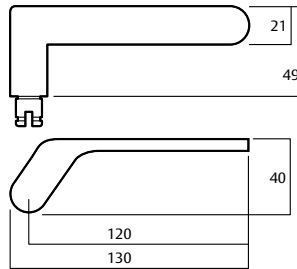
### Lever 178

<b>Length</b>	130mm
<b>Projection</b>	63.6mm
<b>Finger clearance</b>	28.4mm



### Lever 41

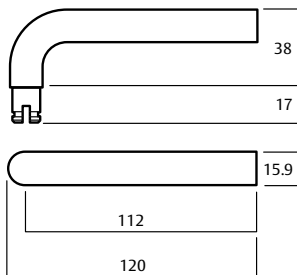
<b>Length</b>	130mm
<b>Projection</b>	61.5mm
<b>Finger clearance</b>	40.5mm



\* Lever is an asymmetrical design and therefore must be handed.

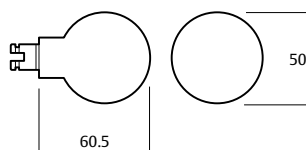
### Lever 97

<b>Length</b>	120mm
<b>Projection</b>	50.5mm
<b>Finger clearance</b>	34.6mm



### Knob 20

<b>Diameter</b>	50mm
<b>Projection</b>	73mm



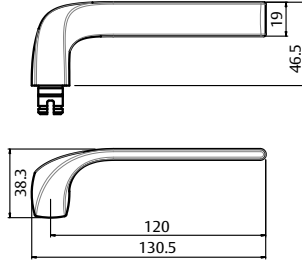
20 Knob can be used on outside rose only.

# 1360 Series Brass Door Handles

## Handed Levers

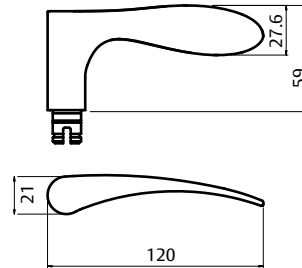
### Lever 122

<b>Length</b>	130.5mm
<b>Projection</b>	59mm
<b>Finger clearance</b>	28.4mm



### Lever 153

<b>Length</b>	120mm
<b>Projection</b>	70.6mm
<b>Finger clearance</b>	28.4mm



# 1360 Series Through Fix Escutcheon Kits

Through fix kits are optimised for use with Selector Series Mortice Locks. Supplied with two M4 64mm stainless screws for through fix installation.

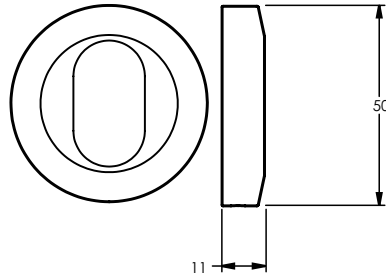
## Double Oval Cylinder Escutcheons Kit

**Part Number** 1366/6

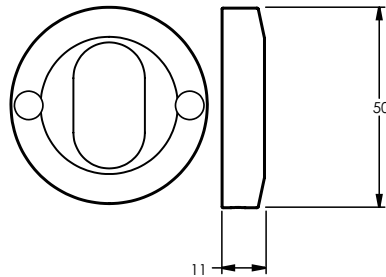
### Escutcheons supplied

**Outside:** Oval Cylinder Escutcheon

**Inside:** Oval Cylinder Escutcheon



Outside



Inside

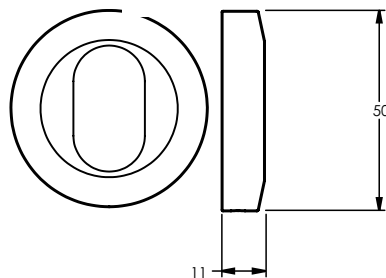
## Oval Cylinder and Turnknob Escutcheons Kit

**Part Number** 1366/7N

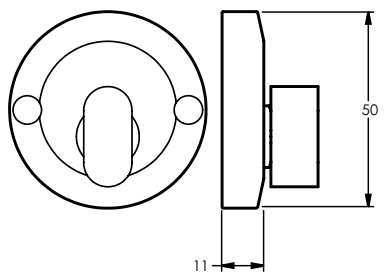
### Escutcheons supplied

**Outside:** Oval Cylinder Escutcheon

**Inside:** Turnknob Escutcheon



Outside



Inside

# 1360 Series Through Fix Escutcheon Kits

## Privacy Indicating Emergency Turn and Disabled Accessible Turnknob Escutcheons Kit

**Part Number** 1368/9P

### Escutcheons supplied

**Outside:** Privacy Indicating Emergency Turn Escutcheon

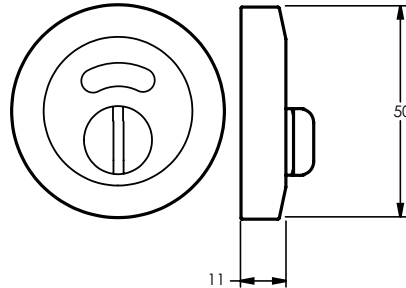
**Inside:** Privacy Indicating Disabled Accessible Turnknob Escutcheon

**Note:** Kits with Disabled Accessible Turnknobs require handing.

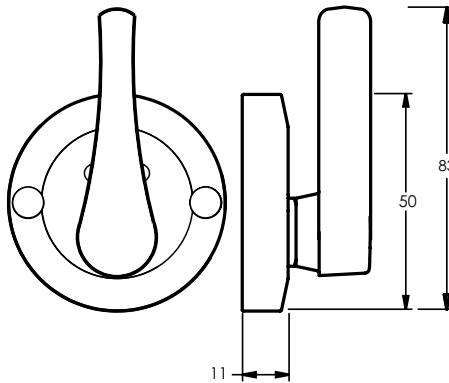
Handing is based on the door, same as handing of a full set of rose door lever handles.

A left-handed escutcheon kit suits a left-handed door and will be supplied with a right-handed disabled accessible turnknob, as this turnknob is intended to be used on the interior side of the door.

**Door thickness:** Suitable for 32 - 45mm doors. Extended tail bars available for thicker doors.

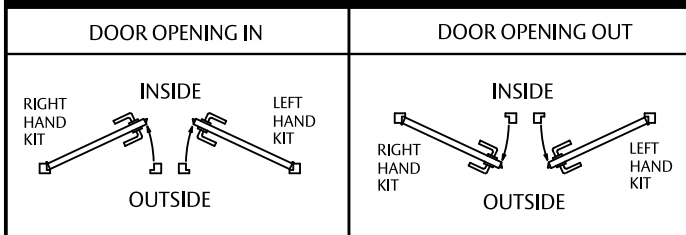


Outside



Inside

### HAND OF DOOR ACCORDING TO ENGLISH PRACTICE



**Note:** Common kit configurations are shown, for other kit variations please refer to the ordering procedure at the end of this section.

# 1360 Series Cylinder & Turn Escutcheons

Surface mounted escutcheons are optimised for use with Synergy Series Mortice Locks.

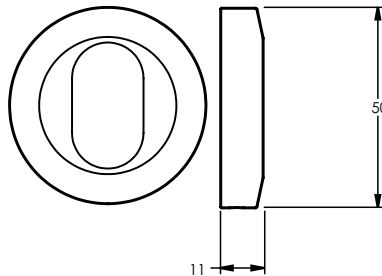
## Oval Cylinder Escutcheon

**Part Number** 1366/E

### Supplied with

- 2 x M4 x 65mm Stainless Steel Screws (SP1220-119)
- 1 x Allen Key (SP1366-14)
- 1 x Grub Screw M4 x 8mm (SPV0272 PBK)

(Replaces 1366)



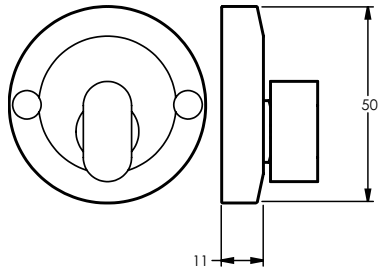
## Turnknob Escutcheon

**Part Number** 1367/IN

### Supplied with

- 2 x Short & 2 x Medium Wood Screws (SP1226-219)
- 1 x Short, Medium & Long Tail Bars and Spring (SP1227-219)
- 1 x Flat Tail Bar & Split Pin (SP1227-319)
- 1 x Instructions (1220-321)

(Replaces 1367)



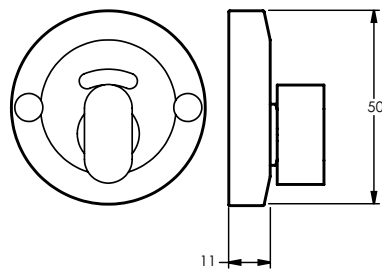
## Privacy Indicating Turnknob Escutcheon

**Part Number** 1367/IP

### Supplied with

- 2 x Short & 2 x Medium Wood Screws (SP1226-219)
- 1 x Short, Medium & Long Tail Bars and Spring (SP1227-219)
- 1 x Flat Tail Bar & Split Pin (SP1227-319)
- 1 x Instructions (1220-321)

(Replaces 1367P)



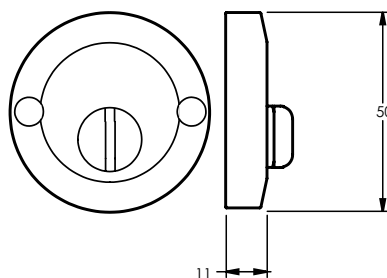
## Emergency Turn Escutcheon

**Part Number** 1368/IN

### Supplied with

- 2 x Short & 2 x Medium Wood Screws (SP1226-219)
- 1 x Emergency Tail Bar (SP1227-119)

(Replaces 1368)



# 1360 Series Cylinder & Turn Escutcheons

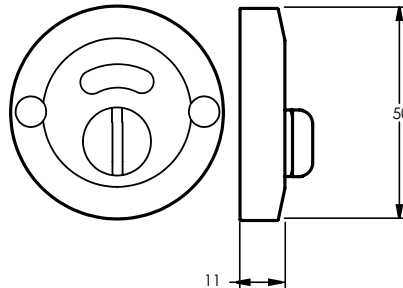
## Privacy Indicating Emergency Turn Escutcheon

**Part Number** 1368/IP

### Supplied with

2 x Short & 2 x Medium Wood Screws (SP1226-219)  
1 x Emergency Tail Bar (SP1227-119)

(Replaces 1368P)



## Disabled Accessible Turnknob

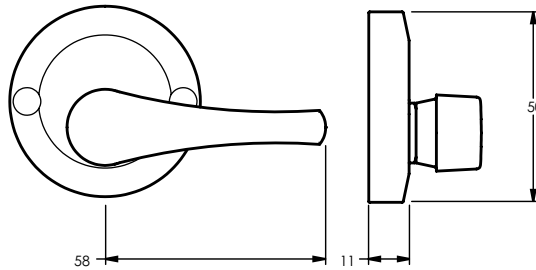
**Part Number** 1369/IN

### Supplied with

2 x Short & 2 x Medium Wood Screws (SP1226-219)  
1 x Short, Medium & Long Tail Bars and Spring (SP1227-219)  
1 x Instructions (1220-321)

**Note:** Specify handing.

(Replaces 1367DT)



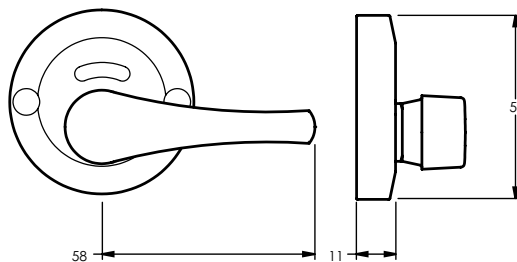
## Disabled Accessible Privacy Indicating Turnknob

**Part Number** 1369/IP

### Supplied with

2 x Short & 2 x Medium Wood Screws (SP1226-219)  
1 x Short, Medium & Long Tail Bars and Spring (SP1227-219)  
1 x Instructions (1220-321)

**Note:** Specify handing.



**Door thickness:** Suitable for 32 - 45mm doors.  
Extended tail bars available for thicker doors.

# 1360 Series Ordering Procedure

## Ordering Procedure

Sample part number 1360/41LCP is made up of several sections. Choose your product by selecting an option from each section.

### Half Set

**Note:** Choose one rose only, exterior or interior.

Exterior Rose	Lever/ Knob	Handing	Finish
1360	41	L	CP

### Full Set

Exterior Rose	Interior Rose	Lever/ Knob	Handing	Finish
1360	1361	41	L	CP

Exterior Rose Type	
Exterior Rose	1360
Exterior Blank Rose	1362
Exterior Fixed Rose	1364

Interior Rose Type	
Interior Rose	1361
Interior Blank Rose	1363
Interior Fixed Rose	1365

AS1428.1 Compliant Lever Types		
102	111	112
115	116	118
124	131	132
133	142	144
145	155	166
47	59	70
74	76	77
90		

Non compliant lever/knob types		
101	104	123
178	41	97
20		

Handed Levers	
122	153

Handing	
Right Handed	R
Left Handed	L
NB: Omit if non-handed	

Finish	
Satin Chrome Brushed	SC
Chrome Plate	CP
Polished Brass	PB
Polyester Powdercoat	PC

Non - Standard Finishes	
Polished Brass Unlacquered	BU
Satin Brass	SB
Satin Brass Unlacquered	SBU
Architectural Bronze	AZ
Architectural Bronze Unlacquered	AU
Antique Copper	AC
Oil Rubbed Bronze	ORB

**Note:** Refer to the decorative finishes section at the end of this catalogue for images of the full metal finishes and powder coat colour range available.

# 1360 Series Ordering Procedure

## Selector Series Escutcheon Kits

Through fix kits are optimised for use with Selector Series Mortice Locks. Supplied with two M4 64mm stainless screws for through fix installation.

Sample part number 1366/9NLSC is made up of several sections. The description of this part number is a left-handed oval cylinder and disabled accessible turnknob escutcheon kit.

Exterior Function	Interior Function	Privacy Indicator	Handing	Finish
1366	9	N	L	SC

Exterior Function	
Oval Cylinder	1366
Emergency Turn	1368

**Notes:**

Order 1366/E if only one oval cylinder escutcheon is required. A grub screw will be supplied to allow for concealed fixing.

1368/6 Kit is not applicable.

Interior Function	
Oval Cylinder	6
Oval Turnknob	7
Disabled Accessible Turnknob	9

Privacy Indicator	
Oval Cylinder	-
Non Indicating	N
Privacy Indicating	P

**Note:**

Privacy indicator applies for both exterior and interior functions.

Handing	
Right Handed	R
Left Handed	L

**Note:**

Handing is based on the door, same as handing of a full set of rose door lever handles.

The sample part number shown above suits a left-handed door. This kit will be supplied with a right-handed disabled accessible turnknob, as the turnknob is intended to be used on the interior side of the door.

Only Kits with Disabled Accessible Turnknobs require handing.

Finish	
Satin Chrome Brushed	SC
Chrome Plate	CP
Polished Brass	PB
Polyester Powdercoat	PC

### Non - Standard Finishes

Polished Brass Unlacquered	BU
Satin Brass	SB
Satin Brass Unlacquered	SBU
Architectural Bronze	AZ
Architectural Bronze Unlacquered	AU
Antique Copper	AC
Oil Rubbed Bronze	ORB

**Note:** Refer to the decorative finishes section at the end of this catalogue for images of the full metal finishes and powder coat colour range available.



# 1360 Series Ordering Procedure

## Synergy Series Escutcheons

Surface mounted escutcheons are optimised for use with Synergy Series Mortice Locks.

Supplied with wood screws to suit surface mounting on either side of the door.

Escutcheon Type	Fixing	Privacy Indicator	Handing	Finish
1369	I	P	L	SC

Escutcheon Type	
Oval Cylinder	1366
Oval Turn	1367
Emergency Turn	1368
Disabled Accessible Turn	1369*

**Note:**  
\*Cannot be used with Selector Mortice Locks, please order escutcheon kits if needed.

Fixing	
Wood Screw Surface Fixing	I
Grub Screw Concealed Fixing	E*

**Note:**  
\*Only applicable when ordering with 1366 Oval Cylinder Escutcheon. The 1366/E will be supplied with a grub screw to allow for concealed fixing.

Privacy Indicator	
Oval Cylinder	-
Non Indicating	N
Privacy Indicating	P

Handing	
Left Handed	L
Right Hand	R

NB: Only Disabled Accessible Turnknobs require handing

Finish	
Satin Chrome Brushed	SC
Chrome Plate	CP
Polished Brass	PB
Polyester Powdercoat	PC

Special Finishes	
Polished Brass Unlacquered	BU
Satin Brass	SB
Satin Brass Unlacquered	SBU
Architectural Bronze	AZ
Architectural Bronze Unlacquered	AU
Antique Copper	AC
Oil Rubbed Bronze	ORB

**Note:** Refer to the decorative finishes section at the end of this catalogue for images of the full metal finishes and powder coat colour range available.

# Metal Finishes


For Metal Finish sample refer to code under each image.



Antique Copper (AC)  
Sample Code: FIN-SAMPLEAC\*




Architectural Bronze Unlacquered (AU)  
Sample Code: FIN-SAMPLEAU\*



Oil Rubbed Bronze (ORB)  
Sample Code: FIN-SAMPLEORB\*



Aged Brass (AG)  
Sample Code: FIN-SAMPLEAG\*



Architectural Bronze (AZ)  
Sample Code: FIN-SAMPLEAZ\*\*



Polished Brass (PB)  
Sample Code: FIN-SAMPLEPB\*\*



Satin Brass (SB)  
Sample Code: FIN-SAMPLESB\*\*



Polished Brass Unlacquered (BU)  
Sample Code: FIN-SAMPLEBU\*



Satin Brass Unlacquered (SBU)  
Sample Code: FIN-SAMPLESBU\*



Satin Chrome Plating (SC)  
Sample Code: FIN-SAMPLESC



Chrome Plating (CP)  
Sample Code: FIN-SAMPLECP



Stainless Steel (SS)  
Sample Code: FIN-SAMPLESS



Polished Stainless Steel (PS)  
Sample Code: FIN-SAMPLEPS



Natural Anodized Aluminium (NT)  
Sample Code: FIN-SAMPLENT

**NOTE:** Not all decorative finishes apply to every Lockwood product. Refer to the table at the end of this document for specific decorative finishes applicable per series.

\*Unlacquered Metal Finish. This finish will naturally age and its appearance will change over time according to the environment and use it is exposed to. For more information on the aging effect of a particular finish contact your ASSA ABLOY representative.

\*\*Finish is protected by a top clear lacquer.

**Disclaimer:** Product Colours displayed in this catalogue have been matched to indoor viewing and colour appearance may vary according to light source and medium and as such should be used as indicative only. As actual colour on the end product may vary, always confirm your colour choice with production line prepared samples from your ASSA ABLOY representative for final colour approval. For warranty terms and conditions on Lockwood Products and its finishes, please visit [www.lockweb.com.au](http://www.lockweb.com.au) or call 1300WARRANTY

# Dulux Powdercoat Finishes

For Powdercoat Finish sample order code:

**FIN-SAMPLEPC** specify the desired color from the images below when placing order.



Dulux Duratec Eternity  
Eternity Charcoal Pearl  
Satin




Dulux Electro  
Black Ace  
Flat



Dulux Electro  
Dark Bronze  
Flat



Dulux Electro  
Medium Bronze  
Flat



Dulux Precious  
Charcoal Metallic Pearl  
Gloss



Dulux Precious  
Citi Pearl  
Matt



Dulux Precious  
Natural Pearl  
Matt




Dulux Precious  
Nickel Pearl  
Matt



Dulux Precious  
Sharp Silver Kinetic® Pearl  
Satin




Dulux Precious  
Silver Kinetic® Pearl  
Satin




Dulux Surreal Effects Mannex  
Mannex Black  
Effect




Dulux Surreal Effects Scylla  
Red Brown Scylla  
Effect



Dulux Duralloy  
Shoji White  
Satin



Dulux Alphatec  
White  
Matt



Dulux Duralloy  
White  
Satin



Dulux Duralloy  
Black  
Gloss



Dulux Duralloy  
Monument®  
Satin

CB



Dulux Duralloy  
Black (C/B Night Sky®)  
Satin

CB



Dulux Duralloy  
Dune®  
Satin

CB



Dulux Duralloy  
Woodland Grey®  
Satin

CB



Dulux Duralloy  
Jasper®  
Satin

CB



Dulux Duralloy  
Monument®  
Matt

CB



Dulux Duralloy  
Deep Ocean®  
Satin

CB



Dulux Duralloy  
Woodland Grey®  
Matt

CB



Dulux Duralloy  
APO Grey  
Satin

**NOTE:** Not all Powdercoat Finishes apply to every Lockwood product. Refer to the notes at the end of this document for specific decorative finishes applicable per series.

**CB** Colorbond and the Colorbond colour names are registered trademarks of Bluescope Steel Limited



We recommend and use Dulux Powders


**Disclaimer:** Dulux, Duralloy, Anotec, Silver Kinetic, are registered trade marks of DuluxGroup (Australia) Pty Ltd. Monument, Night Sky, Dune, Woodland Grey, Jasper, Deep Ocean, Surfist, Pale Eucalypt, Paperbark, are registered trademarks of Bluescope Steel Limited. Product Colours displayed in this catalogue have been matched to indoor viewing and colour appearance may vary according to light source and medium and as such should be used as indicative only. As actual colour on the end product may vary, always confirm your colour choice with production line prepared samples from your ASSA ABLOY representative for final colour approval. For warranty terms and conditions on Lockwood Products and its finishes, please visit [www.lockweb.com.au](http://www.lockweb.com.au) or call 1300WARRANTY



# Dulux Powdercoat Finishes


For Powdercoat Finish sample order code:

**FIN-SAMPLEPC** specify the desired color from the images below when placing order.



Dulux Duralloy  
Surfmist®  
Matt

CB



Dulux Duralloy  
Anotec® Off White  
Matt



Dulux Duralloy  
Anotec® Mid Bronze  
Matt




Dulux Duralloy  
Dune®  
Matt

CB



Dulux Duralloy  
Anotec® Dark Grey  
Matt



Dulux Duralloy  
White Birch  
Gloss



Dulux Duralloy  
Stone Beige  
Matt



Dulux Duralloy  
Notre Dame  
Gloss



Dulux Duralloy  
Pale Eucalypt®  
Satin

CB



Dulux Duralloy  
Magnolia  
Gloss



Dulux Duralloy  
Doeskin  
Satin



Dulux Duralloy  
Paperbark®  
Satin

CB



Dulux Duralloy  
Classic Hawthorn Green  
Gloss

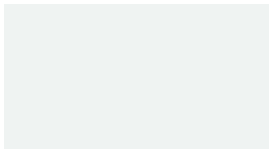


Dulux Duralloy  
Primrose  
Gloss




Dulux Duralloy  
Black (C/B Night Sky®)  
Matt


CB



Dulux Duralloy  
Pearl White  
Gloss



Dulux Duralloy  
Bright White  
Gloss



Dulux Precious  
Mahogany Gloss Pearl



Dulux Surreal Effects  
Black Gold  
Gloss




Dulux Duralloy  
Charcoal Lustre  
Matt




Dulux Alphatec  
Ranch Brown  
Satin



Dulux Duralloy  
Coffee  
Satin



Dulux Duralloy  
Pottery  
Satin



Dulux Duralloy  
White Lustre  
Matt

**NOTE:** Not all Powdercoat Finishes apply to every Lockwood product. Refer to the notes at the end of this document for specific decorative finishes applicable per series.

CB Colorbond and the Colorbond colour names are registered trademarks of Bluescope Steel Limited



We recommend and use Dulux Powders

**Disclaimer:** Dulux, Duralloy, Anotec, Silver Kinetic, are registered trade marks of DuluxGroup (Australia) Pty Ltd. Monument, Night Sky, Dune, Woodland Grey, Jasper, Deep Ocean, Surfist, Pale Eucalypt, Paperbark, are registered trademarks of Bluescope Steel Limited. Product Colours displayed in this catalogue have been matched to indoor viewing and colour appearance may vary according to light source and medium and as such should be used as indicative only. As actual colour on the end product may vary, always confirm your colour choice with production line prepared samples from your ASSA ABLOY representative for final colour approval. For warranty terms and conditions on Lockwood Products and its finishes, please visit [www.lockweb.com.au](http://www.lockweb.com.au) or call 1300WARRANTY

# Decorative Finishes Per Series

## Powdercoat Finishes

**Rose Door Handles:** Robert Watson, 1220, 1420, 1360, 1370, 260, 260SQ

**Plate Door Handles:** 1800, 2800, 4800, 5800, 200, 202, 212, 224

**Push/Pull Plates:** 218/219, 206/207, 208/209, 214/215, 216/217, 184, 185

## Metal Finishes

Use table below as a reference for the applicable finish to each Lockwood Series.

Refer to the series catalogue for specific detailed information.

Reference Table									
	Brass Series Rose Door Handles 1220, 1420, 1360, 1370	Brass Series Plate Door Handles 1800, 2800, 4800, 5800	Artefact Series Rose Door Handles 260	Artefact Series Rose Door Handles 260SQ	Artefact Series Plate Door Handles 200, 202,	Artefact Series Plate Door Handles 212, 224	Push/Pull Plate Series 184, 185	Push/Pull Plate Series 214/215, 216/217, 218/219	Push/Pull Plate Series 206/207, 208/209
Antique Copper (AC)	✓	✓	✓	✗	✓	✗	✓	✓	✗
Architectural Bronze Unlacquered (AU)	✓	✓	✓	✗	✓	✗	✓	✓	✗
Oil Rubbed Bronze (ORB)	✓	✓	✓	✗	✓	✗	✓	✓	✗
Aged Brass (AG)	✓	✓	✓	✗	✓	✗	✓	✓	✗
Architectural Bronze (AZ)	✓	✓	✓	✗	✓	✗	✓	✓	✗
Polished Brass (PB)	✓	✓	✓	✗	✓	✗	✓	✓	✗
Satin Brass (SB)	✓	✓	✓	✗	✓	✗	✓	✓	✗
Polished Brass Unlacquered (BU)	✓	✓	✓	✗	✓	✗	✓	✓	✗
Satin Brass Unlacquered (SBU)	✓	✓	✓	✗	✓	✗	✓	✓	✗
Satin Chrome Plating (SC)	✓	✓	✗	✗	✗	✗	✓	✗	✗
Chrome Plating (CP)	✓	✓	✗	✗	✗	✗	✓	✗	✗
Stainless Steel (SS)	✗	✗	✓	✓	✓	✓	✗	✓	✓
Polished Stainless Steel (PS)	✗	✗	✓	✗	✓	✓	✗	✓	✓
Marine Grade Stainless Steel (MG)	✗	✗	✓	✗	✓	✓	✗	✓	✓
Natural Anodised Aluminium (NT)	✗	✗	✓	✗	✓	✓	✗	✗	✗

**Disclaimer:** Product Colours displayed in this catalogue have been matched to indoor viewing and colour appearance may vary according to light source and medium and as such should be used as indicative only. As actual colour on the end product may vary, always confirm your colour choice with production line prepared samples from your ASSA ABLOY representative for final colour approval. For warranty terms and conditions on Lockwood Products and its finishes, please visit [www.lockweb.com.au](http://www.lockweb.com.au) or call 1300WARRANTY



**ASSA ABLOY**

**Lockwood** is the leading brand in the Australian locking industry. With an established reputation for high quality products, this iconic brand provides a wide range of locking solutions to residential housing, commercial, semi-commercial, building and industrial application markets. Lockwood is supported by an extensive distribution and after-sales support network. Our customers include retailers, architects, trade and industrial personnel, locksmiths and security dealers.

**ASSA ABLOY** is the global leader in door opening solutions, dedicated to satisfying end-user needs for security, safety and convenience.

**ASSA ABLOY** is represented in all major regions, in both mature and emerging markets, with leading positions in Australia, Europe and North America.

**25YEAR  
MECHANICAL  
WARRANTY**

### **The Lockwood 25 Year Mechanical Warranty**

Our belief that we manufacture the finest premium products available in today's market place is backed by the Lockwood 25 Year Mechanical Warranty, ensuring that Lockwood continues to keep Australians safe by delivering security and peace of mind.

For warranty terms and conditions, please visit [www.lockweb.com.au](http://www.lockweb.com.au) or call **1300WARRANTY**

**ASSA ABLOY Opening Solutions Australia**  
235 Huntingdale Road  
Oakleigh, Victoria, 3166  
Australia

**1300 LOCK UP (1300 562 587)**  
[lockweb.com.au](http://lockweb.com.au)

**ASSA ABLOY New Zealand Ltd**  
6 Armstrong Road  
Albany, Auckland, 0632  
New Zealand

[nzsales@assaabloy.com](mailto:nzsales@assaabloy.com)  
Telephone +64 9415 7111  
[assaabloyopeningsolutions.nz](http://assaabloyopeningsolutions.nz)

### **Disclaimer**

Whilst every effort has been made to ensure that the information (including product images and drawings) contained in this brochure is accurate at the time of publication, ASSA ABLOY Australia Pty Limited ("ASSA ABLOY") recommends that you consult ASSA ABLOY or its agents prior to placing an order to ascertain current information on specific products, as ASSA ABLOY reserves the right to make changes without notice. ASSA ABLOY will not be liable for any injury, loss or damage whatsoever, arising from any errors or omissions in the information contained in the brochure or arising from the use or application of the information contained herein. © 2019 copyright by ASSA ABLOY All rights reserved

