

1220 Symphony Series Brass Door Handles



Lockwood Symphony Series door furniture is manufactured from high quality solid brass. The comprehensive lever range matched with concealed screw fixings by way of threaded rose trims, provides a stylish look for the most elegant interiors.

The accessory range includes cylinder escutcheons, emergency turnknob and disabled accessible turnknobs. For installers, the unique turn mechanism adjusts to suit the thickness of the door and removes the need to cut tailbars to length.

A full range of finishes from satin chrome through to a range of brass finishes and polyester powder coat provides all the options for matching to interior designs.

Proudly Australian Made at our factory in Oakleigh to the highest quality standards for strength, durability and corrosion resistance.

Product Details

Dimensions	53mm diameter x 11.6mm.
Handing	A removable stop screw allows all symmetrically designed levers (e.g. Cadenza) to be handed on site. Levers of asymmetrical design (e.g. Veloce) cannot be reversed. Specify left or right handed when ordering.
Materials	All Lockwood roses and levers contained in the 1220 series are of solid brass construction.
Fixing	Fully concealed on both sides.
Door Thickness	Selector 3770 and Synergy 3570 Series: 32mm to 50mm Lockwood 5260 Latches: 33mm to 50mm
Decorative Finishes	<p>Standard Finish: Satin Chrome Brushed (SC)</p> <p>Non-Standard Finish: Chrome Plate (CP) Polished Brass (PB) Polyester Powdercoat (PC)</p> <p>Special Finish: Architectural Bronze (AZ) Architectural Bronze Unlacquered (AU) Antique Copper (AC) Polished Brass Unlacquered (BU) Satin Brass (SB) Oil Rubbed Bronze (ORB) Satin Brass Unlacquered (SBU)</p>
Privacy	Privacy function for Symphony Round Rose Furniture is achieved using the 3890 privacy adaptor and the Symphony 1321 interior rose. See ordering procedure for details.

Standards and Compliance



1220 Series has been successfully tested up to 4 hours with a fire rated Lockwood mortice lock on fire door assemblies (depending on type of doorset) in accordance with Australian Standard AS1905.1:2005, Fire Resistant Doorsets

D8

1220 Series lever sets have been successfully tested to conform with Level D8 (500,000 cycles) under Australian Standard AS4145.2-2008, Locksets and hardware for doors and windows



1220 Series lever sets in satin chrome finish has been successfully tested to AS 4145.2 2008 for Neutral Salt Spray – with SC Finish passing C10 1000 Hours - Extreme Corrosion Resistance. Suitable for coastal applications



1220 Series includes levers and turns (as shown) that meet the requirements of AS1428.1-2009, Design for access and mobility

Lockwood Brass Door Furniture is designed, assembled and customised in Australia to suit the requirements of the Australian Market.

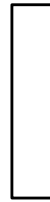
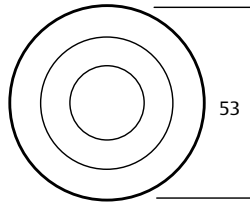
1220 Symphony Series Brass Door Handles

BRASS CORE

The Symphony Series rose furniture features a 53mm solid brass rose with horizontal screw fixings, concealed on both sides by a threaded rose trim.

Supplied with:

2 x M4 x 65mm Stainless Steel Screws (SP1220-119)
1 x Instructions (1220-221)




12

AS1428.1 Compliant Levers

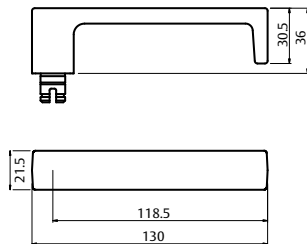
Lever 102

Length	134.3mm
Projection	57.5mm
Finger clearance	28.4mm



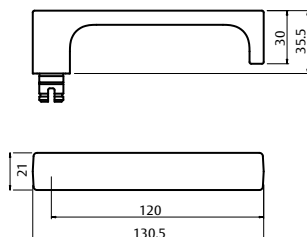
Lever 111

Length	130mm
Projection	48.5mm
Finger clearance	28.4mm



Lever 112

Length	130.5mm
Projection	48mm
Finger clearance	28.4mm

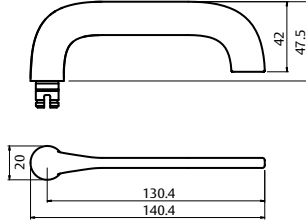


1220 Symphony Series Brass Door Handles

AS1428.1 Compliant Levers

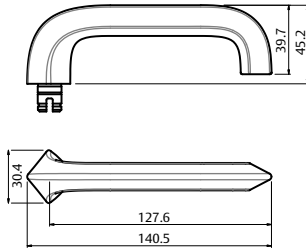
Lever 115

Length	140.4mm
Projection	60mm
Finger clearance	28.4mm



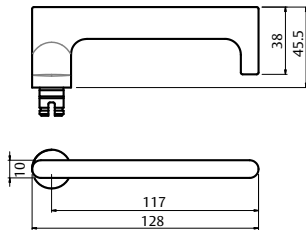
Lever 116

Length	140.5mm
Projection	47.6mm
Finger clearance	28.4mm




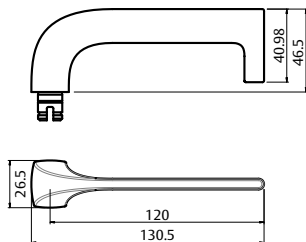
Lever 118

Length	128mm
Projection	58mm
Finger clearance	28.4mm



Lever 124

Length	130.5mm
Projection	59mm
Finger clearance	28.4mm

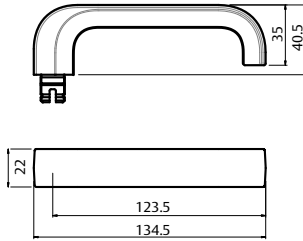


1220 Symphony Series Brass Door Handles

AS1428.1 Compliant Levers

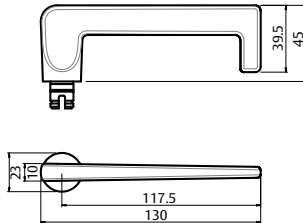
Lever 131

Length	134.5mm
Projection	53mm
Finger clearance	28.4mm



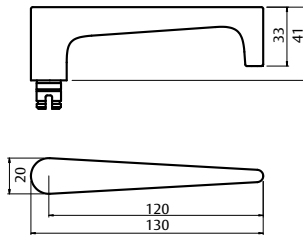
Lever 132

Length	130mm
Projection	57.5mm
Finger clearance	28.4mm



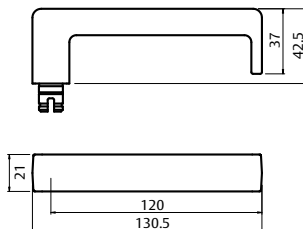
Lever 133

Length	130mm
Projection	53.5mm
Finger clearance	28.4mm



Lever 142

Length	130.5mm
Projection	55mm
Finger clearance	28.4mm

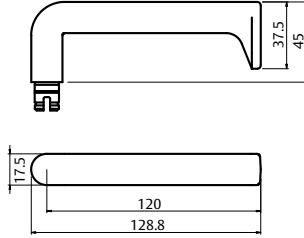


1220 Symphony Series Brass Door Handles

AS1428.1 Compliant Levers

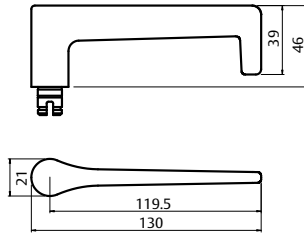
Lever 144

Length	128.8mm
Projection	57.5mm
Finger clearance	28.4mm



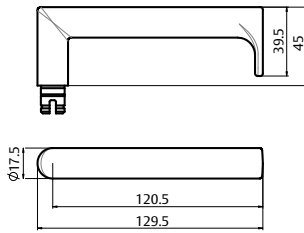
Lever 145

Length	130mm
Projection	58.5mm
Finger clearance	28.4mm



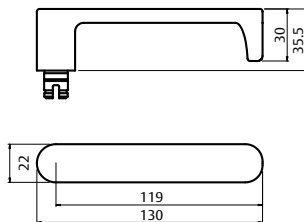
Lever 155

Length	129.3mm
Projection	57.5mm
Finger clearance	28.4mm



Lever 166

Length	130mm
Projection	48mm
Finger clearance	28.4mm

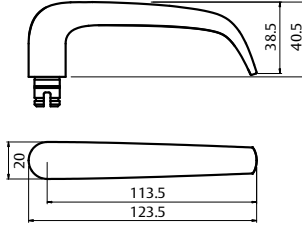


1220 Symphony Series Brass Door Handles

AS1428.1 Compliant Levers

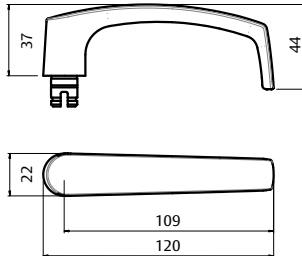
Lever 180

Length	123.5mm
Projection	53.1mm
Finger clearance	28.4mm



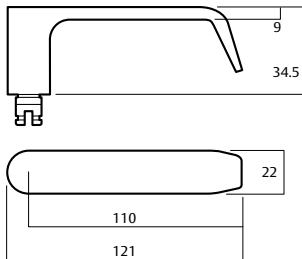
Lever 47

Length	120mm
Projection	49.6mm
Finger clearance	40mm



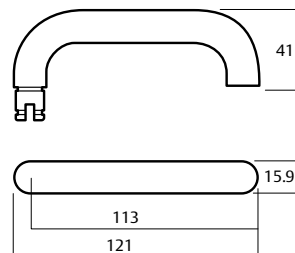
Lever 59

Length	121mm
Projection	57.5mm
Finger clearance	38mm



Lever 70

Length	121mm
Projection	53mm
Finger clearance	37mm

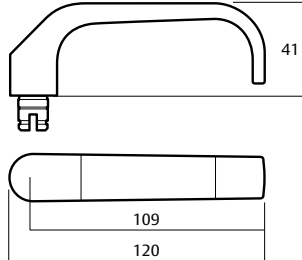


1220 Symphony Series Brass Door Handles

AS1428.1 Compliant Levers

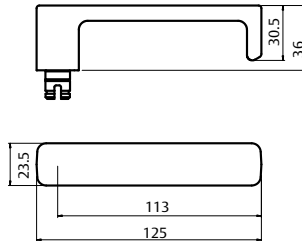
Lever 74

Length	120mm
Projection	53mm
Finger clearance	45mm



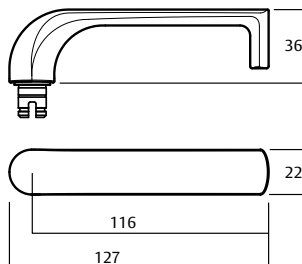
Lever 76

Length	125mm
Projection	48.5mm
Finger clearance	28.4mm



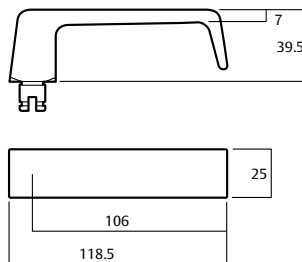
Lever 77

Length	121mm
Projection	51mm
Finger clearance	40.5mm



Lever 90

Length	118.5mm
Projection	52mm
Finger clearance	45mm

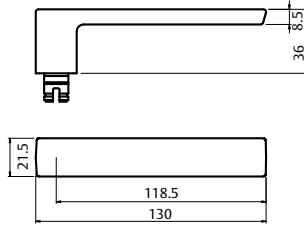


1220 Symphony Series Brass Door Handles

Non compliant lever/knob types

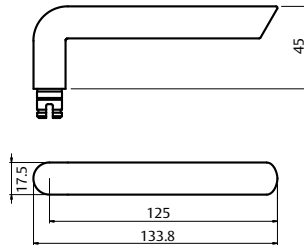
Lever 101

Length	130mm
Projection	48.5mm
Finger clearance	28.4mm



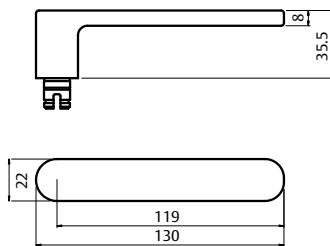
Lever 104

Length	133.8mm
Projection	57.5mm
Finger clearance	28.4mm



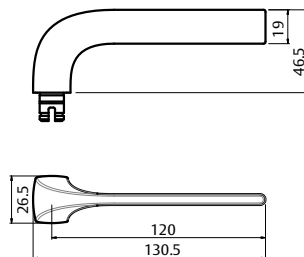
Lever 106

Length	130mm
Projection	48mm
Finger clearance	28.4mm



Lever 123

Length	130.5mm
Projection	59mm
Finger clearance	28.4mm

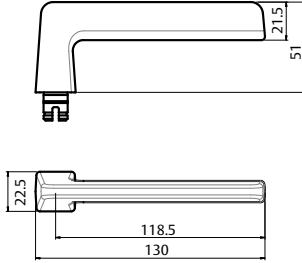


1220 Symphony Series Brass Door Handles

Non compliant lever/knob types

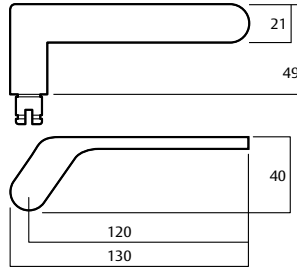
Lever 178

Length	130mm
Projection	63.6mm
Finger clearance	28.4mm



Lever 41

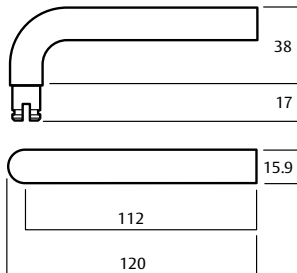
Length	130mm
Projection	61.5mm
Finger clearance	40.5mm



* Lever is an asymmetrical design and therefore must be handed.

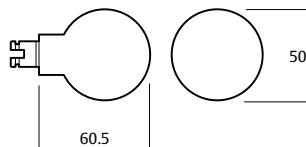
Lever 97

Length	120mm
Projection	50.5mm
Finger clearance	34.6mm



Knob 20

Diameter	50mm
Projection	73mm



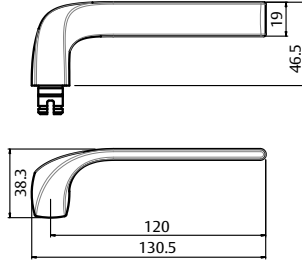
20 Knob can be used on outside rose only.

1220 Symphony Series Brass Door Handles

Handed Levers

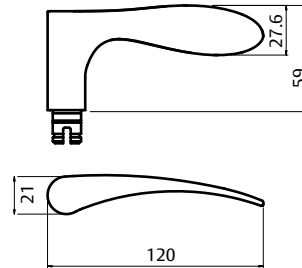
Lever 122

Length	130.5mm
Projection	59mm
Finger clearance	28.4mm



Lever 153

Length	120mm
Projection	70.6mm
Finger clearance	28.4mm



1220 Symphony Through Fix Escutcheon Kits

Through fix kits are optimised for use with Selector Series Mortise Locks. Supplied with two M4 64mm stainless screws for through fix installation.

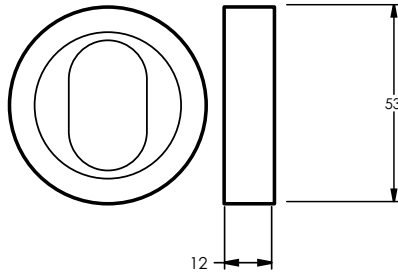
Double Oval Cylinder Escutcheons Kit

Part Number 1226/6

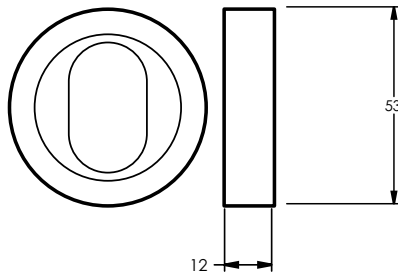
Escutcheons supplied

Outside: Oval Cylinder Escutcheon

Inside: Oval Cylinder Escutcheon



Outside



Inside

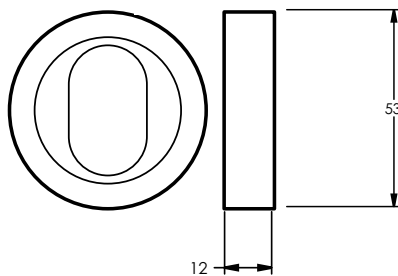
Oval Cylinder and Turnknob Escutcheons Kit

Part Number 1226/7N

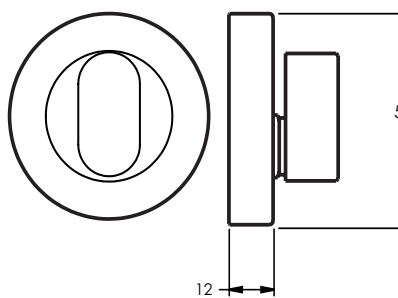
Escutcheons supplied

Outside: Oval Cylinder Escutcheon

Inside: Turnknob Escutcheon



Outside



Inside

1220 Symphony Through Fix Escutcheon Kits

Privacy Indicating Emergency Turn and Disabled Accessible Turnknob Escutcheons Kit

Part Number 1228/9P

Escutcheons supplied

Outside: Privacy Indicating Emergency Turn Escutcheon

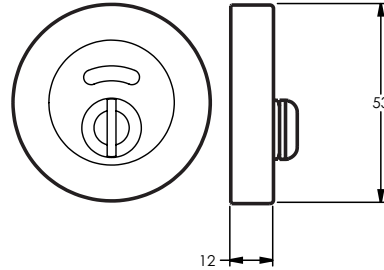
Inside: Privacy Indicating Disabled Accessible Turnknob Escutcheon

Note: Kits with Disabled Accessible Turnknobs require handing.

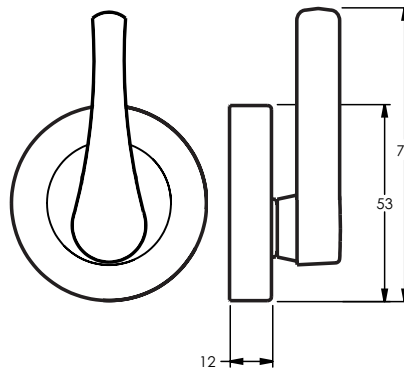
Handing is based on the door, same as handing of a full set of rose door lever handles.

A left-handed escutcheon kit suits a left-handed door and will be supplied with a right-handed disabled accessible turnknob, as this turnknob is intended to be used on the interior side of the door.

Door thickness: Suitable for 32 - 45mm doors. Extended tail bars available for thicker doors.

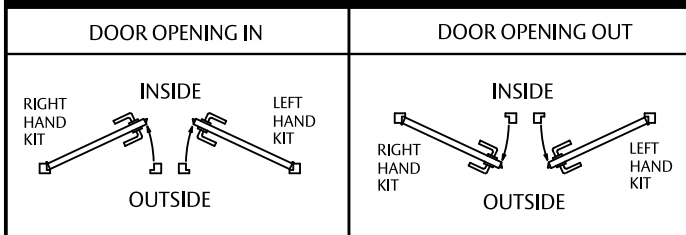


Outside



Inside

HAND OF DOOR ACCORDING TO ENGLISH PRACTICE



Note: Common kit configurations are shown, for other kit variations please refer to the ordering procedure at the end of this section.

1220 Symphony Cylinder & Turn Escutcheons

Surface mounted escutcheons are optimised for use with Synergy Series Mortice Locks.

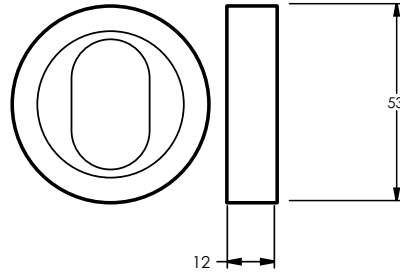
Oval Cylinder Escutcheon

Part Number 1226/I

Supplied with

2x Short & 2x Medium Wood Screws (SP1226-219)

(Replaces 1226)



Turnknob Escutcheon

Part Number 1227/IN

Supplied with

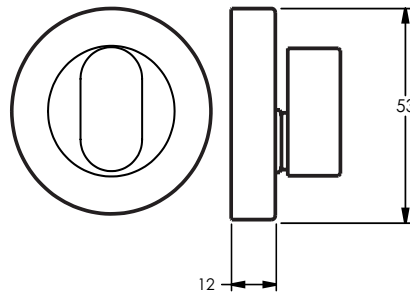
2 x Short & 2 x Medium Wood Screws (SP1226-219)

1 x Short, Medium & Long Tail Bars and Spring (SP1227-219)

1 x Flat Tail Bar & Split Pin (SP12227-319)

1 x Instructions (1220-321)

(Replaces 1227)



Privacy Indicating Turnknob Escutcheon

Part Number 1227/IP

Supplied with

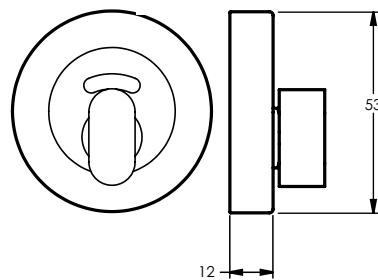
2 x Short & 2 x Medium Wood Screws (SP1226-219)

1 x Short, Medium & Long Tail Bars and Spring (SP1227-219)

1 x Flat Tail Bar & Split Pin (SP12227-319)

1 x Instructions (1220-321)

(Replaces 1227P)



Emergency Turn Escutcheon

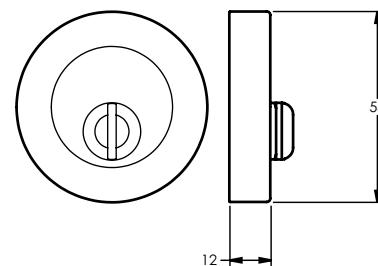
Part Number 1228/IN

Supplied with

2 x Short & 2 x Medium Wood Screws (SP1226-219)

1 x Emergency Tail Bar (SP1227-119)

(Replaces 1228)



1220 Symphony Cylinder & Turn Escutcheons

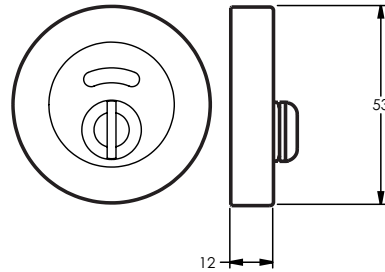
Privacy Indicating Emergency Turn Escutcheon

Part Number 1228/IP

Supplied with

2 x Short & 2 x Medium Wood Screws (SP1226-219)
1 x Emergency Tail Bar (SP1227-119)

(Replaces 1228P)



Disabled Accessible Turnknob

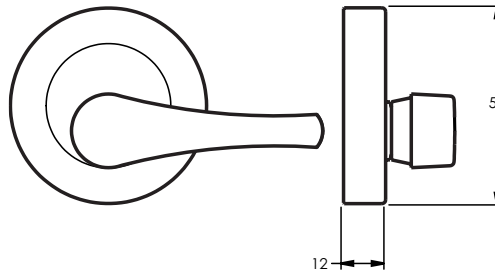
Part Number 1229/IN

Supplied with

2 x Short & 2 x Medium Wood Screws (SP1226-219)
1 x Short, Medium & Long Tail Bars and Spring (SP1227-219)
1 x Instructions (1220-321)

(Replaces 1227DT)

Note: Disabled Accessible Turns require handing.



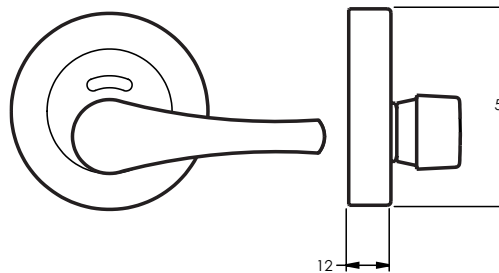
Disabled Accessible Privacy Indicating Turnknob

Part Number 1229/IP

Supplied with

2 x Short & 2 x Medium Wood Screws (SP1226-219)
1 x Short, Medium & Long Tail Bars and Spring (SP1227-219)
1 x Instructions (1220-321)

Note: Disabled Accessible Turns require handing.



Door thickness: Suitable for 32 - 45mm doors.
Extended tail bars available for thicker doors.

1220 Symphony Privacy Adaptor

Privacy Adaptor

Part Number 3890

Dimensions 52mm x 11.6mm

Supplied with

2 x M4 x 77mm Stainless Steel Screws (SP0655MBK)

1 x Spindle 7.6mm x 90mm

1 x Instructions (3890-121)

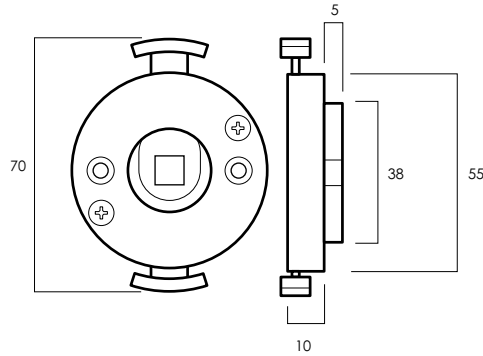
Finishes

Satin Chrome (SC)

Chrome Plate (CP)

Powder Coat (PC)

Not available in
brass finishes



The 3890 Privacy Adaptor has a patented built in clutching mechanism which allows the engaged mode to be overridden by use of specified force applied in a single downward action on the lever. This will allow entry in an emergency situation without the use of any type of tool.

The privacy adaptor can be installed onto any existing Lockwood lever set and standard 5260 Tubular Latch.

1220 Symphony Series Ordering Procedure

Sample part number 1220/1221/41LCP is made up of several sections. Choose your product by selecting an option from each section.

Half Set

Note: Choose one rose only, exterior or interior.

Exterior Rose	Lever/ Knob	Handing	Finish
1220	41	L	CP

Full Set

Exterior Rose	Interior Rose	Lever/ Knob	Handing	Finish
1220	1221	41	L	CP

Exterior Rose Type	
Exterior Rose	1220
Exterior Blank Rose	1222
Exterior Fixed Rose	1224

Interior Rose Type	
Interior Rose	1221
Interior Blank Rose	1223
Interior Fixed Rose	1225
Interior Rose to suit 3890 Privacy Adaptor <small>*Only available in SC, CP and PC</small>	1321

AS1428.1 Compliant Lever Types

102	111	112
115	116	118
124	131	132
133	142	144
145	155	166
47	59	70
74	76	77
90		

Non compliant lever/knob types

101	104	123
178	41	97
20		

Handed Levers

122	153
-----	-----

Handing	
Right Handed	R
Left Handed	L
NB: Omit if non-handed	

Finish	
Satin Chrome Brushed	SC
Chrome Plate	CP
Polished Brass	PB
Polyester Powdercoat	PC

Special Finishes

Polished Brass Unlacquered	BU
Satin Brass	SB
Satin Brass Unlacquered	SBU
Architectural Bronze	AZ
Architectural Bronze Unlacquered	AU
Antique Copper	AC
Oil Rubbed Bronze	ORB

Note: Refer to the decorative finishes section at the end of this catalogue for images of the full metal finishes and powder coat colour range available.

1220 Symphony Series Ordering Procedure

Selector Series Escutcheon Kits

Through fix kits are optimised for use with Selector Series Mortice Locks. Supplied with two M4 64mm stainless screws for through fix installation.

Sample part number 1226/9NLSC is made up of several sections. The description of this part number is a left-handed oval cylinder and disabled accessible turnknob escutcheon kit.

Exterior Function	Interior Function	Privacy Indicator	Handing	Finish
1226	9	N	L	SC

Exterior Function	
Oval Cylinder	1226
Emergency Turn	1228

Notes:
Order 1226/I if only one oval cylinder escutcheon is required. Wood screws will be supplied for surface mounting.

1228/6 Kit is not applicable.

Interior Function	
Oval Cylinder	6
Oval Turnknob	7
Disabled Accessible Turnknob	9

Privacy Indicator	
Oval Cylinder	-
Non Indicating	N
Privacy Indicating	P

Note:
Privacy indicator applies for both exterior and interior functions.

Handing	
Right Handed	R
Left Handed	L

Note:
Handing is based on the door, same as handing of a full set of rose door lever handles.

The sample part number shown above suits a left-handed door. This kit will be supplied with a right-handed disabled accessible turnknob, as the turnknob is intended to be used on the interior side of the door.

Only Kits with Disabled Accessible Turnknobs require handing.

Finish	
Satin Chrome Brushed	SC
Chrome Plate	CP
Polished Brass	PB
Polyester Powdercoat	PC

Special Finishes	
Polished Brass Unlacquered	BU
Satin Brass	SB
Satin Brass Unlacquered	SBU
Architectural Bronze	AZ
Architectural Bronze Unlacquered	AU
Antique Copper	AC
Oil Rubbed Bronze	ORB

Note: Refer to the decorative finishes section at the end of this catalogue for images of the full metal finishes and powder coat colour range available.

1220 Symphony Series Ordering Procedure

Synergy Series Escutcheons

Surface mounted escutcheons are optimised for use with Synergy Series Mortice Locks.

Supplied with wood screws to suit surface mounting on either side of the door.

Escutcheon Type	Fixing	Privacy Indicator	Handing	Finish
1229	I	P	L	SC

Escutcheon Type	
Oval Cylinder	1226
Oval Turnknob	1227
Emergency Turn	1228
Disabled Accessible Turnknob	1229*

Note:

*Cannot be used with Selector Mortice Locks, please order escutcheon kits if needed.

Fixing
Wood Screw
Surface Fixing

Privacy Indicator	
Oval Cylinder	-
Non Indicating	N
Privacy Indicating	P

Handing	
Left Hand	L
Right Hand	R

NB: Only Disabled Accessible Turnknobs require handing

Finish	
Satin Chrome Brushed	SC
Chrome Plate	CP
Polished Brass	PB
Polyester Powdercoat	PC

Special Finishes	
Polished Brass Unlacquered	BU
Satin Brass	SB
Satin Brass Unlacquered	SBU
Architectural Bronze	AZ
Architectural Bronze Unlacquered	AU
Antique Copper	AC
Oil Rubbed Bronze	ORB

Note: Refer to the decorative finishes section at the end of this catalogue for images of the full metal finishes and powder coat colour range available.

Metal Finishes

For Metal Finish sample refer to code under each image.




Antique Copper (AC)
Sample Code: FIN-SAMPLEAC*




Architectural Bronze Unlacquered (AU)
Sample Code: FIN-SAMPLEAU*



Oil Rubbed Bronze (ORB)
Sample Code: FIN-SAMPLEORB*



Aged Brass (AG)
Sample Code: FIN-SAMPLEAG*



Architectural Bronze (AZ)
Sample Code: FIN-SAMPLEAZ**



Polished Brass (PB)
Sample Code: FIN-SAMPLEPB**



Satin Brass (SB)
Sample Code: FIN-SAMPLESB**



Polished Brass Unlacquered (BU)
Sample Code: FIN-SAMPLEBU*



Satin Brass Unlacquered (SBU)
Sample Code: FIN-SAMPLESBU*



Satin Chrome Plating (SC)
Sample Code: FIN-SAMPLESC



Chrome Plating (CP)
Sample Code: FIN-SAMPLECP



Stainless Steel (SS)
Sample Code: FIN-SAMPLESS



Polished Stainless Steel (PS)
Sample Code: FIN-SAMPLEPS



Natural Anodized Aluminium (NT)
Sample Code: FIN-SAMPLENT

NOTE: Not all decorative finishes apply to every Lockwood product. Refer to the table at the end of this document for specific decorative finishes applicable per series.

*Unlacquered Metal Finish. This finish will naturally age and its appearance will change over time according to the environment and use it is exposed to. For more information on the aging effect of a particular finish contact your ASSA ABLOY representative.

**Finish is protected by a top clear lacquer.

Disclaimer: Product Colours displayed in this catalogue have been matched to indoor viewing and colour appearance may vary according to light source and medium and as such should be used as indicative only. As actual colour on the end product may vary, always confirm your colour choice with production line prepared samples from your ASSA ABLOY representative for final colour approval. For warranty terms and conditions on Lockwood Products and its finishes, please visit www.lockweb.com.au or call 1300WARRANTY

Dulux Powdercoat Finishes

For Powdercoat Finish sample order code:

FIN-SAMPLEPC specify the desired color from the images below when placing order.



Dulux Duratec Eternity
Eternity Charcoal Pearl
Satin




Dulux Electro
Black Ace
Flat



Dulux Electro
Dark Bronze
Flat



Dulux Electro
Medium Bronze
Flat



Dulux Precious
Charcoal Metallic Pearl
Gloss



Dulux Precious
Citi Pearl
Matt



Dulux Precious
Natural Pearl
Matt




Dulux Precious
Nickel Pearl
Matt



Dulux Precious
Sharp Silver Kinetic® Pearl
Satin




Dulux Precious
Silver Kinetic® Pearl
Satin



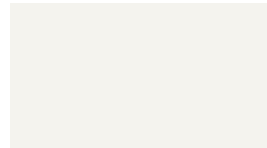
Dulux Surreal Effects Mannex
Mannex Black
Effect



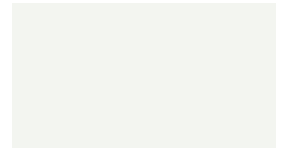
Dulux Surreal Effects Scylla
Red Brown Scylla
Effect



Dulux Duralloy
Shoji White
Satin



Dulux Alphatec
White
Matt



Dulux Duralloy
White
Satin



Dulux Duralloy
Black
Gloss



Dulux Duralloy
Monument®
Satin

CB



Dulux Duralloy
Black (C/B Night Sky®)
Satin

CB




Dulux Duralloy
Dune®
Satin

CB



Dulux Duralloy
Woodland Grey®
Satin

CB



Dulux Duralloy
Jasper®
Satin

CB



Dulux Duralloy
Monument®
Matt

CB



Dulux Duralloy
Deep Ocean®
Satin

CB



Dulux Duralloy
Woodland Grey®
Matt

CB



Dulux Duralloy
APO Grey
Satin

NOTE: Not all Powdercoat Finishes apply to every Lockwood product. Refer to the notes at the end of this document for specific decorative finishes applicable per series.

CB Colorbond and the Colorbond colour names are registered trademarks of Bluescope Steel Limited




We recommend and use Dulux Powders

Disclaimer: Dulux, Duralloy, Anotec, Silver Kinetic, are registered trade marks of DuluxGroup (Australia) Pty Ltd. Monument, Night Sky, Dune, Woodland Grey, Jasper, Deep Ocean, Surfist, Pale Eucalypt, Paperbark, are registered trademarks of Bluescope Steel Limited. Product Colours displayed in this catalogue have been matched to indoor viewing and colour appearance may vary according to light source and medium and as such should be used as indicative only. As actual colour on the end product may vary, always confirm your colour choice with production line prepared samples from your ASSA ABLOY representative for final colour approval. For warranty terms and conditions on Lockwood Products and its finishes, please visit www.lockweb.com.au or call 1300WARRANTY

Dulux Powdercoat Finishes


For Powdercoat Finish sample order code:

FIN-SAMPLEPC specify the desired color from the images below when placing order.



Dulux Duralloy
Surfmist®
Matt

CB



Dulux Duralloy
Anotec® Off White
Matt




Dulux Duralloy
Anotec® Mid Bronze
Matt




Dulux Duralloy
Dune®
Matt

CB



Dulux Duralloy
Anotec® Dark Grey
Matt



Dulux Duralloy
White Birch
Gloss



Dulux Duralloy
Stone Beige
Matt



Dulux Duralloy
Notre Dame
Gloss



Dulux Duralloy
Pale Eucalypt®
Satin

CB



Dulux Duralloy
Magnolia
Gloss



Dulux Duralloy
Doeskin
Satin



Dulux Duralloy
Paperbark®
Satin

CB



Dulux Duralloy
Classic Hawthorn Green
Gloss

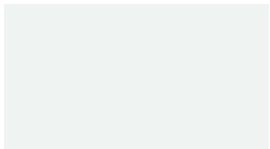


Dulux Duralloy
Primrose
Gloss




Dulux Duralloy
Black (C/B Night Sky®)
Matt


CB



Dulux Duralloy
Pearl White
Gloss



Dulux Duralloy
Bright White
Gloss




Dulux Precious
Mahogany Gloss Pearl




Dulux Surreal Effects
Black Gold
Gloss




Dulux Duralloy
Charcoal Lustre
Matt




Dulux Alphatec
Ranch Brown
Satin



Dulux Duralloy
Coffee
Satin



Dulux Duralloy
Pottery
Satin



Dulux Duralloy
White Lustre
Matt

NOTE: Not all Powdercoat Finishes apply to every Lockwood product. Refer to the notes at the end of this document for specific decorative finishes applicable per series.

CB Colorbond and the Colorbond colour names are registered trademarks of Bluescope Steel Limited



We recommend and use Dulux Powders

Disclaimer: Dulux, Duralloy, Anotec, Silver Kinetic, are registered trade marks of DuluxGroup (Australia) Pty Ltd. Monument, Night Sky, Dune, Woodland Grey, Jasper, Deep Ocean, Surfist, Pale Eucalypt, Paperbark, are registered trademarks of Bluescope Steel Limited. Product Colours displayed in this catalogue have been matched to indoor viewing and colour appearance may vary according to light source and medium and as such should be used as indicative only. As actual colour on the end product may vary, always confirm your colour choice with production line prepared samples from your ASSA ABLOY representative for final colour approval. For warranty terms and conditions on Lockwood Products and its finishes, please visit www.lockweb.com.au or call 1300WARRANTY

Decorative Finishes Per Series

Powdercoat Finishes

Rose Door Handles: Robert Watson, 1220, 1420, 1360, 1370, 260, 260SQ

Plate Door Handles: 1800, 2800, 4800, 5800, 200, 202, 212, 224

Push/Pull Plates: 218/219, 206/207, 208/209, 214/215, 216/217, 184, 185

Metal Finishes

Use table below as a reference for the applicable finish to each Lockwood Series.

Refer to the series catalogue for specific detailed information.

Reference Table									
	Brass Series Rose Door Handles 1220, 1420, 1360, 1370	Brass Series Plate Door Handles 1800, 2800, 4800, 5800	Artefact Series Rose Door Handles 260	Artefact Series Rose Door Handles 260SQ	Artefact Series Plate Door Handles 200, 202,	Artefact Series Plate Door Handles 212, 224	Push/Pull Plate Series 184, 185	Push/Pull Plate Series 214/215, 216/217, 218/219	Push/Pull Plate Series 206/207, 208/209
Antique Copper (AC)	✓	✓	✓	✗	✓	✗	✓	✓	✗
Architectural Bronze Unlacquered (AU)	✓	✓	✓	✗	✓	✗	✓	✓	✗
Oil Rubbed Bronze (ORB)	✓	✓	✓	✗	✓	✗	✓	✓	✗
Aged Brass (AG)	✓	✓	✓	✗	✓	✗	✓	✓	✗
Architectural Bronze (AZ)	✓	✓	✓	✗	✓	✗	✓	✓	✗
Polished Brass (PB)	✓	✓	✓	✗	✓	✗	✓	✓	✗
Satin Brass (SB)	✓	✓	✓	✗	✓	✗	✓	✓	✗
Polished Brass Unlacquered (BU)	✓	✓	✓	✗	✓	✗	✓	✓	✗
Satin Brass Unlacquered (SBU)	✓	✓	✓	✗	✓	✗	✓	✓	✗
Satin Chrome Plating (SC)	✓	✓	✗	✗	✗	✗	✓	✗	✗
Chrome Plating (CP)	✓	✓	✗	✗	✗	✗	✓	✗	✗
Stainless Steel (SS)	✗	✗	✓	✓	✓	✓	✗	✓	✓
Polished Stainless Steel (PS)	✗	✗	✓	✗	✓	✓	✗	✓	✓
Marine Grade Stainless Steel (MG)	✗	✗	✓	✗	✓	✓	✗	✓	✓
Natural Anodised Aluminium (NT)	✗	✗	✓	✗	✓	✓	✗	✗	✗

Disclaimer: Product Colours displayed in this catalogue have been matched to indoor viewing and colour appearance may vary according to light source and medium and as such should be used as indicative only. As actual colour on the end product may vary, always confirm your colour choice with production line prepared samples from your ASSA ABLOY representative for final colour approval. For warranty terms and conditions on Lockwood Products and its finishes, please visit www.lockweb.com.au or call 1300WARRANTY



ASSA ABLOY

Lockwood is the leading brand in the Australian locking industry. With an established reputation for high quality products, this iconic brand provides a wide range of locking solutions to residential housing, commercial, semi-commercial, building and industrial application markets. Lockwood is supported by an extensive distribution and after-sales support network. Our customers include retailers, architects, trade and industrial personnel, locksmiths and security dealers.

ASSA ABLOY is the global leader in door opening solutions, dedicated to satisfying end-user needs for security, safety and convenience.

ASSA ABLOY is represented in all major regions, in both mature and emerging markets, with leading positions in Australia, Europe and North America.

**25YEAR
MECHANICAL
WARRANTY**

The Lockwood 25 Year Mechanical Warranty

Our belief that we manufacture the finest premium products available in today's market place is backed by the Lockwood 25 Year Mechanical Warranty, ensuring that Lockwood continues to keep Australians safe by delivering security and peace of mind.

For warranty terms and conditions, please visit www.lockweb.com.au or call **1300WARRANTY**

ASSA ABLOY Opening Solutions Australia
235 Huntingdale Road
Oakleigh, Victoria, 3166
Australia

1300 LOCK UP (1300 562 587)
lockweb.com.au

ASSA ABLOY New Zealand Ltd
6 Armstrong Road
Albany, Auckland, 0632
New Zealand

nzsales@assaabloy.com
Telephone +64 9415 7111
assaabloyopeningsolutions.nz

Disclaimer

Whilst every effort has been made to ensure that the information (including product images and drawings) contained in this brochure is accurate at the time of publication, ASSA ABLOY Australia Pty Limited ("ASSA ABLOY") recommends that you consult ASSA ABLOY or its agents prior to placing an order to ascertain current information on specific products, as ASSA ABLOY reserves the right to make changes without notice. ASSA ABLOY will not be liable for any injury, loss or damage whatsoever, arising from any errors or omissions in the information contained in the brochure or arising from the use or application of the information contained herein. © 2019 copyright by ASSA ABLOY All rights reserved

