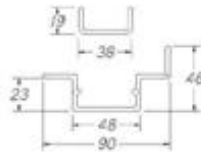


lspillwalyl



1200mm tile tray and end cap



cross section



collection channel 1200 mm



corner joiner



spacer



spigot

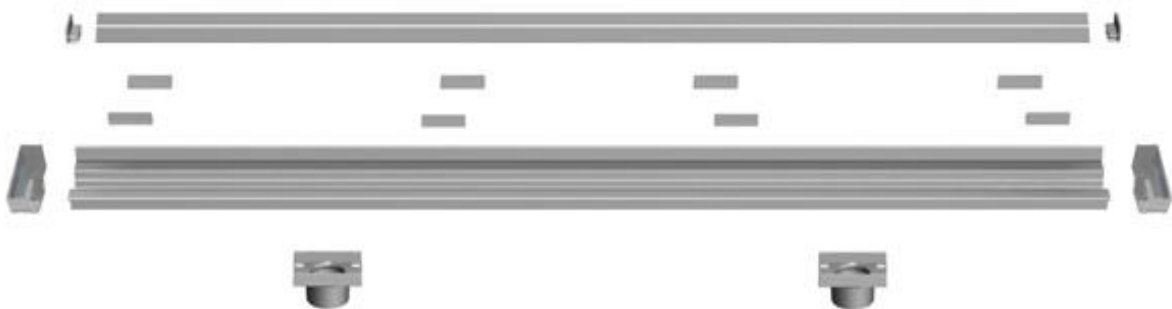


joiner



end stop

lspillwalyl a complete variable length drainage system



- Simply measure, cut and assemble the spillway to suit any length over 350mm, fitting the outlet spigots as needed.
- Cut selected tiles to fill the spillway tile tray using packers if required, as described in the installation guide.
- A removable 20mm riser along the collection channel gives enhanced waterproofing for against wall applications.
- The collection tray is 23mm deep with a 20mm wide flange to enable effective application of waterproof membranes.

lspillwalyl



In floor installation



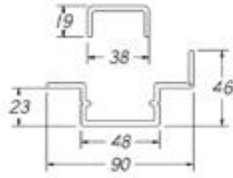
Against wall installation

www.stripgrate.com.au

| strip | g|r|a|t|t|e | vL



750, 900 & 1200 mm chrome /brass



cross section



collection channel 750mm, 900 mm & 1200 mm lengths



corner joiner



spacer



spigot




joiner



end stop

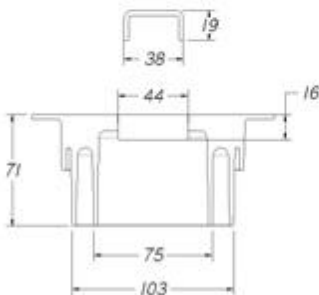
| strip | g|r|a|t|t|e | vL a complete variable length drainage system

- Available in chrome plated brass or stainless steel variable length kits of 750 mm, 1200mm, 1500 mm, and 2250 mm.



- Cut to measure and assemble VL parts to suit any length, fitting the 50mm DWV male spigots at a min. one per metre.
- The 23mm deep collection tray has a 20mm wide flange to enable effective application of waterproof membranes.
- The removable 20mm riser along the collection channel gives enhanced waterproofing for wall aligned applications.
- Conveniently packaged stripgrate kits come complete with all the necessary parts ready to glue and assemble.
- Stripgrates unique spacer system offers a simple way of matching the top of the grate with the top of the tiles.

| strip | g|r|a|t|t|e | 750



- Stripgrate 750 has a one piece collection tray with inbuilt fall and combination 100/80mm DWV sewer connector.