

## BIANCA SOAP DISH HOLDER



### SPECIFICATION

PRODUCT CODE 9081

### FINISH

	NR9081CH	chrome
	NR9081MB	matte black
	NR9081GM	gun metal
	NR9081BN	brushed nickel
	NR9081BG	brushed gold

### MAINTENANCE AND CARE

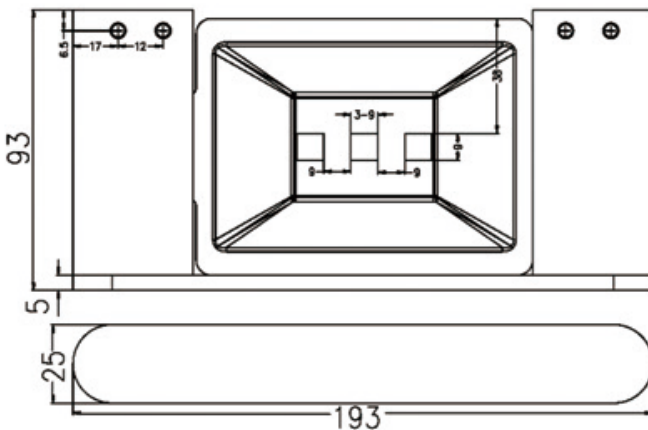
All surfaces should be cleaned with mild liquid detergent or soap and water.

Do not use cream cleaners or citrus based cleaning products, as they are abrasive.

Use of unsuitable cleaning agents may damage the surface. Any damage caused in this way will not be covered by warranty

### PACKAGING INCLUDES

- 1x soap dish holder
- 1x installation kit




Dimensions are nominal measurements only.



Versions: 2019.12

[www.nerotapware.com.au](http://www.nerotapware.com.au)


## INSTALL INSTRUCTION



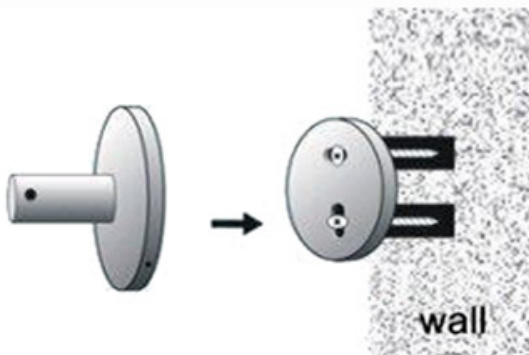
1. Put the fixing blocks (piece) over on the right place on the wall , and stay level, use marking pen through the holes of fixing block to mark out fixing spots on the wall. Then drill holes by electric hand drill with 6mm drilling bit on the spots.



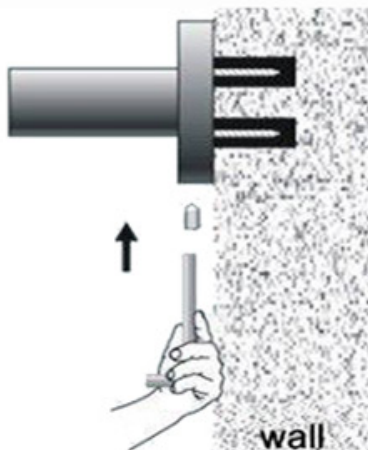
2. Put the expansion plugs into the wall by hammer.



3. Put fixing block cover on the holes and fix firmly by expansion screws.



4. Put the base of bathroom accessory cover on the fixing blocks.



5. Screw grub screws into the base, make it against to the fixing block tight and firm.