






Elgin Double Towel Rail 600mm

Finish & SKU

 Chrome 24B006CH	 Brushed Nickel 24B006BN
 Matte Black 24B006MB	 Brushed Gold 24B006BG
 Gun Metal 24B006GM	



Specifications

Watermark License

#N/A

Temperature Rating

Min 1°C-Max 75°C

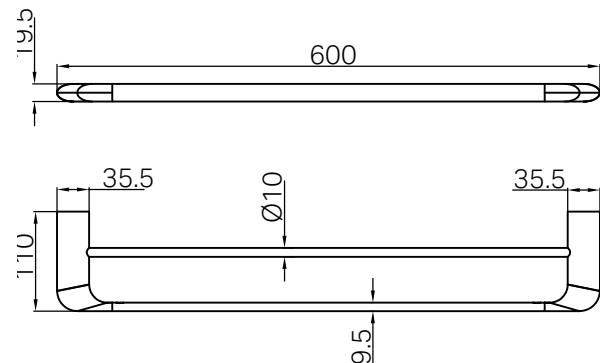
Pressure Rating

Min 150kpa-Max 500kpa



Features

- Premium Metal Alloy – Durable, rust-resistant, and long-lasting quality.
- Stable Dual-Screw Fixing – Ensures strong and secure installation.
- Modern & Sleek Design – Perfectly blends with various bathroom styles.
- Easy Installation – Simple setup for hassle-free use.



Maintenance And Care

- Regularly check the mixer and connections for signs of wear or leaks.
- Clean the tap with mild soapy water to maintain its appearance, avoiding harsh chemicals and abrasive materials that may damage the finish.

- Dimensions are nominal measurements only.