



## MEDIUM VOLTAGE JUNCTION BOX WITH RAYCHEM SCREENED, SEPARABLE CONNECTION SYSTEM RSTI UP TO 24 KV

### KEY FEATURES

- Application in grid connection and wind turbines in on shore and off shore environment
- Branching point for cross section combinations from 25 to 300 mm<sup>2</sup>
- Full metal encapsulation
- Easy accessibility to the capacitive test points
- Monitoring and detection of voltage
- Tested according to CENELEC HD.629.1 S2:2006 +A1:2008 and IP66 test degree of protection with integrated bottom plate

TE Connectivity's (TE) medium voltage junction box with set of Raychem screened separable connectors facilitates safe, easy and quick connection and disconnection of MV cables up to 24 kV. It is suitable for usage in grid connection and wind turbines in on shore and off shore environment. Supporting a wide application range, it represents a branching point for all cross-sections from 25 to 300 mm<sup>2</sup>. The overall dimensions are compact and designed to take up the minimum space. Full metal encapsulation gives reliable and insured service. MV Junction box provides ability to connect all Raychem screened separable connectors type RSTI, Coupling Connectors RSTI-CC and Surge Arresters RSTI-CC-SA.

This gives easy accessibility to the capacitive test points for determining whether the circuit is energized and opportunity to protect equipment from overvoltages. Possibility to monitor and detect the voltage gives reliability and safeness in its function within electrical system.

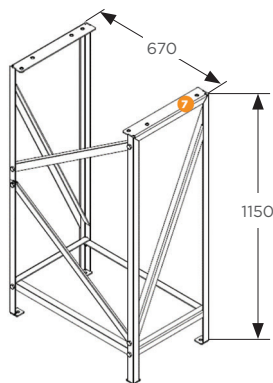
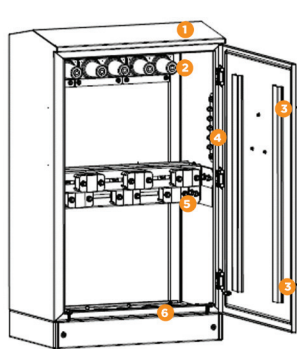
#### Standards:

Tested according to the cable accessories standard CENELEC HD 629.1 S2, which includes BS, VDE and other international specifications.


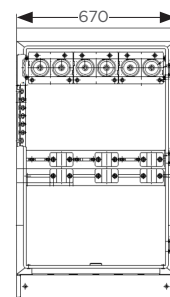
With fulfilment of IP66 test degree of protection with integrated bottom plate, MVJB is completely secured against water and dust ingress.

**Customers can count on consistent, high quality products, driven by TE's proven innovation and backed by our extraordinary customer support.**

## Medium Voltage Junction Box



1. Metal housing
2. U-shape bushing
3. Safe two-point door locking system
4. Earth busbars
5. Cable cleats
6. With or w/o bottom plate
7. MVJB Foundation rack



### EXAMPLE OF SELECTION DATA\*

Voltage Class	Cable Cross section	Diameter oversheath	RSTI Kits	RSTI-CC Kits	U-Bushings	Bottom Plates	Cable Cleats	MVJB Kit-Mild steel
	(mm²)	(mm)						
12 kV	25	22.0 - 27.0	RSTI-5851	RSTI-CC-5851	630 A	01 (MA) & 02 (IP66)	HVCA-CABCLAMP ST26-38	MVJB-5x1A-01 MVJB-5x1A-02
	35	23.0 - 28.0						
	50	24.0 - 29.0						
	70	26.0 - 31.0						
	95	27.0 - 32.0	RSTI-5852	RSTI-CC-5852			HVCA-CABCLAMP-ST36-52	MVJB-5x1B-01 MVJB-5x1B-02
	120	29.0 - 34.0						
	150	30.0 - 35.0	RSTI-5854	RSTI-CC-5854				
	185	32.0 - 37.0						
	240	34.0 - 38.0	RSTI-5856	RSTI-CC-5856				
300	36.0 - 41.0							
24 kV	25	26.0 - 31.0	RSTI-5851	RSTI-CC-5851	630 A	01 (MA) & 02 (IP66)	HVCA-CABCLAMP-ST26-38	MVJB-5x1A-01 MVJB-5x1A-02
	35	27.0 - 32.0						
	50	28.0 - 33.0						
	70	30.0 - 35.0						
	95	31.0 - 36.0	RSTI-5854	RSTI-CC-5854			HVCA-CABCLAMP-ST36-52	MVJB-5x1B-01 MVJB-5x1B-02
	120	33.0 - 38.0						
	150	34.0 - 39.0						
	185	36.0 - 41.0						
	240	39.0 - 44.0	RSTI-5855	RSTI-CC-5855				
	300	41.0 - 46.0						

### TECHNICAL DATA

Protection class	IP66**	No class
Application	Non buried	Non buried
Box size (LxHxW) (mm)	670x1150x435	670x1150x435
Material	Mild and Stainless Steel	Mild and Stainless Steel
Cable connection	Compression or mechanical lug	Compression or mechanical lug
Impulse withstand voltage (kV)	125	125
AC withstand voltage (kV)	57	57
DC withstand voltage (kV)	76	76
Short circuit current (kA/1s)	22	22
Description	MVJB-5x1x-02	MVJB-5x1x-01

\* For further details please contact your local sales representative.

\*\* with integrated bottom plate

### ORDERING INFORMATION

MVJB Foundation rack is ordered separately.

[te.com/energy](http://te.com/energy)

©2016 TE Connectivity Ltd. family of companies. All Rights Reserved. EPP-2780-DDS-6/16-EMEA-MVJB-Raychem-TE

Raychem, TE Connectivity and TE Connectivity (logo) are trademarks. Other logos, product and/or company names might be trademarks of their respective owners. While TE has made every reasonable effort to ensure the accuracy of the information in this brochure, TE does not guarantee that it is error-free, nor does TE make any other representation, warranty or guarantee that the information is accurate, correct, reliable or current. TE reserves the right to make any adjustments to the information contained herein at any time without notice. TE expressly disclaims all implied warranties regarding the information contained herein, including, but not limited to, any implied warranties of merchantability or fitness for a particular purpose. The dimensions in this catalog are for reference purposes only and are subject to change without notice. Specifications are subject to change without notice. Consult TE for the latest dimensions and design specifications.

PROUDLY DISTRIBUTED BY

**GVKinsman** PTY LTD  
ELECTRICAL DISTRIBUTOR

Web [www.gvk.com.au](http://www.gvk.com.au)  
Email [sales@gvk.com.au](mailto:sales@gvk.com.au)  
Phone 03 9312 6633  
Fax 03 9312 6433