

## EARTHING ROD CLAMPS

### Types EP & ET for single and multi-conductor earthing

For two earth conductors parallel to rod, or two or three earthing conductors at right angles to rod.

**Materials:**

Body - high copper content alloy casting;  
Hardware - stainless steel

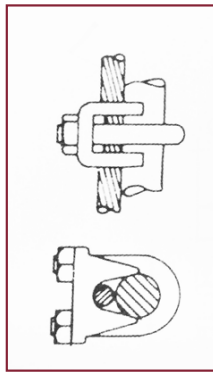


Fig. 1

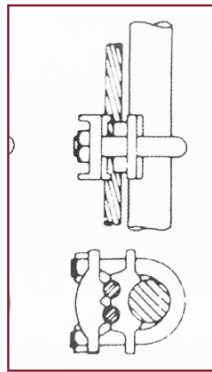


Fig. 2

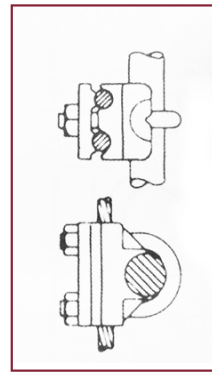


Fig. 3

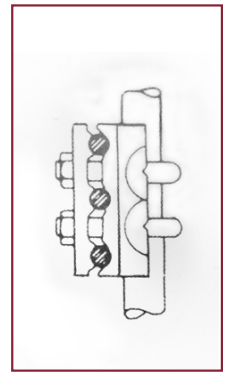




Fig. 4


Multiple Conductor Installations					
Cat No.	O.D Ground Rod	Conductor Range		Fig. No	No. of Conductors
		mm <sup>2</sup>	Dia. mm		
<b>EPO1</b>	14-16	16-35	5.10-7.65	1	1
<b>EP1</b>	17-19	16-120	5.10-14.21	1	1
<b>EP3</b>	17-19	16-35	5.10-7.65	2	2
<b>EP4</b>	17-19	50-120	8.90-14.21	2	2
<b>ET1</b>	17-19	16-35	5.10-7.65	3	2
<b>ET2</b>	17-19	50-120	8.90-14.21	3	2
<b>ET4</b>	17-19	50-120	8.90-14.21	4	3



Type EP



Type ET



Type EP3

**G.V.Kinsman PTY LTD**

660 Somerville Rd, Sunshine West  
Victoria, 3020

Web..... www.gvk.com.au

Email..... sales@gvk.com.au

Phone..... 03 9312 6633

Fax..... 03 9312 6433