



# DYNAMAT® XTREME® NOISE & VIBRATION CONTROL


- » **Appliances & Kitchen Sinks**
- » **Pipes & Ductwork**
- » **Generator Covers**
- » **Air Handlers & Metal Boxes**
- » **Self-Adhesive & Easy To Cut**



METAL SINKS



APPLIANCES



DUCTWORK & PIPES



GENERATOR BOXES



## Dynamat® Xtreme®

### Stops Noise Problems at the Source

Unwanted noise produced by vibrating sheet metal is a common problem in your household. Dishwashers, air conditioners, ductwork and piping create irritating noise problems. All these items are made from metal and other hard surfaces that can be made quiet with an application of Dynamat.



HOME & ARCHITECTURAL SERIES

# STOP NOISE



### DESCRIPTION

Dynamat Xtreme is a patented, light-weight, elastomeric, butyl and aluminum constrained-layer vibrational damper. Dynamat Xtreme conforms and fuses easily to sheet metal and other hard substrates. Material performance is optimized for temperature ranges between -10C to +60C (14F to+140F). Material can withstand temperature extremes between -54C to +149C (-65F to +300F) and is highly resistant to aging.

### ACOUSTIC PROPERTIES

The composite loss factor (CLF) is used as a measure of vibration damping performance of a system over a range of frequencies and temperatures as documented by the Society of Automotive Engineers (SAE) standard J1637. **Using this SAE standard to establish the performance of Dynamat Xtreme has proven it to be up to an 88% improvement over the industry average, especially at the lower frequencies that can be extremely difficult to isolate and control.**

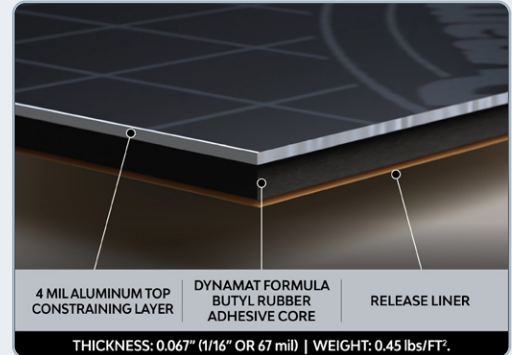
### APPLICATIONS

Dynamat Xtreme can be die cut to shape and placed onto the body surface after sheet metal cleaning operation and prior to paint system (typically at the sealer application operation) or on painted panels. Dynamat Xtreme is used as treatment for metal panels, partitions, ducts, doors, bins, panels etc. in railroad cars, buses, automobiles and ships. It is also used for ventilation ducts, relay cabinets, steel furniture, home appliances, sink units, computer equipment, machine tools and for many other purposes.

### INSTALLATION

Dynamat Xtreme should be cut to the desired size before the release liner is removed. It may be cut with scissors, knife or die. Remove dust, grease, moisture, and other foreign matter from the application surface. Peel off the release liner. The simplest application technique is to bend the mat slightly and attach it along its shortest edge. The mat is then pressed firmly into place, preferably with a roller for larger pieces. This reduces the risk of leaving air pockets, which reduce the sound damping capacity. The temperature of the mat and application surface should not be below room temperature during fitting. Heating the material is not necessary.

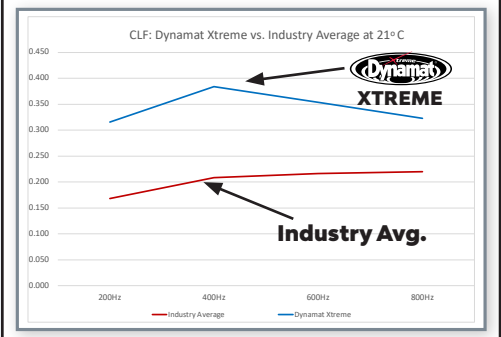
### SPECIFICATIONS



Appearance: Black butyl based core with 4 mil aluminum constraining layer, craft paper release liner  
Thickness: 0.067" (1.7mm)  
Aluminum Layer: 4 mil  
Weight: 0.45lbs./ft.<sup>2</sup> (2.20kg/m<sup>2</sup>)  
Temperature Range (Optimal Performance): 14F to +140F (-10C to +60C)  
Temperature Range (Resistance): -65F to +300F (-54C to +149C)  
Adhesive Peel Strength: 42.6 lb./in. (74.8 N/cm) on cold steel

#### Third Party SAE J1637 Testing:

FREQ.	CLF (Composite Loss Factor)
200Hz	0.316 (88% above industry avg.)
400Hz	0.384 (84% above industry avg.)
600Hz	0.354 (63% above industry avg.)
800Hz	0.323 (47% above industry avg.)



Chemical Resistance: Resistant to water and mineral oils  
Federal Standards Tests: FMVSS 302: Meets  
Material must be stored at room temperature for best application

