

CAMBRIDGE MASKS FEATURES AND SIZE GUIDE

Each Cambridge Mask has a unique triple layer, silver impregnated filter system. The first layer catches dust and PM10 followed by the Three-Ply Micro Particulate Filter which stops almost 100% of smaller particulate matter such as PM2.5 and PM0.3. The third layer, incorporating military grade carbon, filters viruses, bacteria and VOC's.



Supplied in a recycled cardboard box with a mask extender, nose-foam, user manual & 1 year warranty

Soft elasticated ear loops plus it's supplied with a mask extender



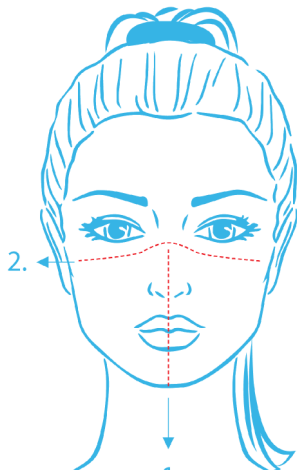
Adjustable nose clip

One way valve to expel moisture

Contoured shape for correct fit

Size label

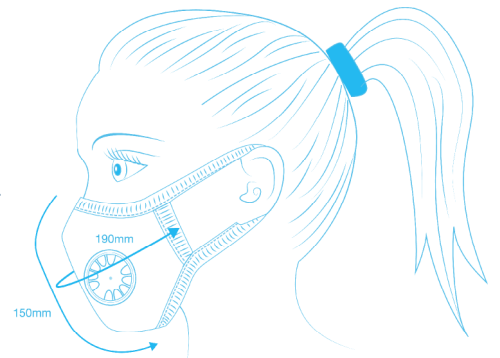
Toggle for adjustment



Wearing the correct size mask is essential for effective filtration and comfort.

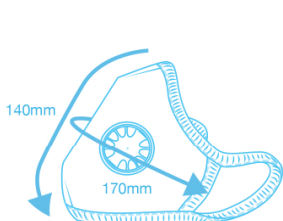
To find the best fit follow these steps:

1. Measure from the middle of your nose to around 2.5cm under your chin.
2. Measure from the outer edge of your left cheekbone to the outer edge of your right cheekbone.
3. Compare with the size diagrams below. Your weight is another helpful guide as to which size will fit you best.



Fitting example for a Medium Mask

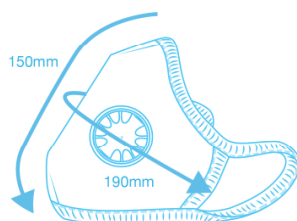
Most Women will be a Medium
Most Men will be a Large



SMALL

- 1 - 140mm
- 2 - 170mm

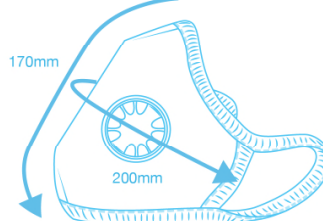
Weight 11-32kg



MEDIUM

- 1 - 150mm
- 2 - 190mm

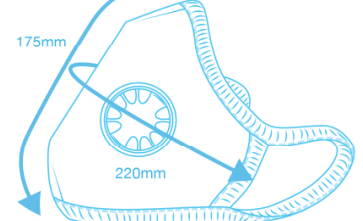
Weight 33-64kg



LARGE

- 1 - 170mm
- 2 - 200mm

Weight 65-89kg



X-LARGE

- 1 - 175mm
- 2 - 220mm

Weight 65-89kg

Save Money, Save Waste, Stay Protected